

# First Sentier Imputation



## Investment Option Profile - December 2024

	3 month (%)	6 month (%)	1 year (%) pa	3 years (%) pa	5 years (%) pa	10 years (%) pa	Since inception	Inception date	Fund size
Investments	0.36	8.10	15.41	7.01	9.26	8.94	10.87	Jan 1994	\$588.32m
Distribution Return	1.28	2.18	8.24	10.89	10.46	10.14	8.22		
Growth Return	-0.92	5.92	7.18	-3.88	-1.20	-1.19	2.65		
Personal Super	0.81	7.67	14.88	7.57	9.59	9.33	9.18	Jul 2004	\$185.01m
Retirement	1.03	8.77	16.84	8.65	10.84	10.57	10.48	Sep 2004	\$140.08m
Benchmark <sup>^</sup>	-0.81	6.94	11.39	7.04	7.95	8.51	8.66		

<sup>^</sup> S&P/ASX 300 Accumulation Index (100%)

**Past performance is not an indicator of future performance for this option or any other option available from Colonial First State.**

Returns are calculated on a cumulative year-on-year basis which are then annualised. For funds that have been in existence for less than one year, the since inception performance is actual performance since inception and not annualised. Calculations are based on exit price to exit price with distributions reinvested, after ongoing fees and expenses but excluding individual tax, member fees and entry fees (if applicable). Please refer to the PDS for full details of the applicable fees, costs, and benchmarks.

### Investment objective

To combine long-term capital growth with tax-effective income by targeting Australian growth companies with a high level of franked dividends. The option aims to outperform the S&P/ASX 300 Accumulation Index over rolling three year periods before fees and taxes.

### Investment strategy

The option's strategy has an emphasis on companies that provide long term capital growth and growing dividends with tax-effective income. The strategy is based on the belief that, over the medium-to-long term, stock prices are driven by the ability of management to generate excess returns over their cost of capital in their chosen industry. The option generally invests in high quality companies with strong balance sheets and earnings. The option predominantly invests in Australian companies and therefore does not hedge currency risk.

### Investment category

Australian Share

### Minimum suggested timeframe

At least 7 years

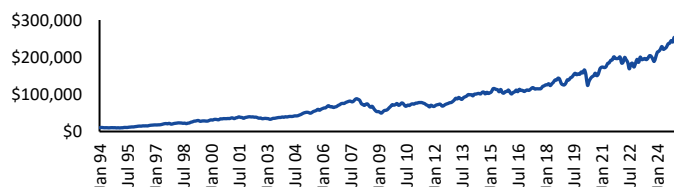
### Investment ranges

Asset class	Range	Benchmark
Australian shares	90% - 100%	100%
Cash	0% - 10%	0%

### Portfolio holdings disclosure

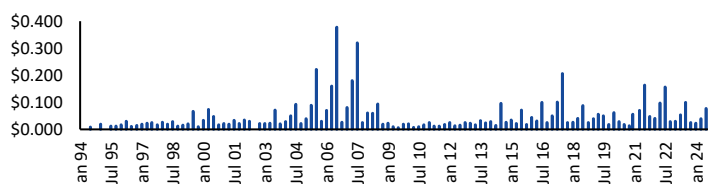
The money in your investment option is invested across a range of assets. To see a full list of holdings for this option, please visit [cfs.com.au/PHD](https://cfs.com.au/PHD)

### Performance chart (\$10,000 invested since inception)

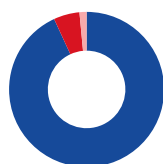


First Sentier Imputation returns are calculated using exit price to exit price with distributions reinvested, net of management and transaction costs.

### Distributions (dollars per unit)

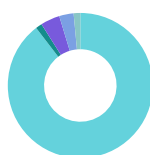


### Asset allocation



■ Australia Shares 93.12%  
■ Australian Small Companies 5.40%  
■ Cash 1.48%

### Regional allocation



■ Australia 89.58%  
■ Europe 1.42%  
■ North America 4.30%  
■ Oceania 3.21%  
■ Cash, Futures & FX 1.48%

### Disclaimer

Avanteos Investments Limited ABN 20 096 259 979, AFSL 245531 (AIL) is the trustee of the Colonial First State FirstChoice Superannuation Trust ABN 26 458 298 557 and issuer of FirstChoice range of super and pension products.

Colonial First State Investments Limited ABN 98 002 348 352, AFSL 232468 (CFSIL) is the responsible entity and issuer of products made available under FirstChoice Investments and FirstChoice Wholesale Investments.

The investment information in this option profile is historical, produced as at the date specified above. The information below (except performance and key data information) relates to the FirstChoice Investments option only. Information for other options in the FirstChoice product range will be different and is available at [www.cfs.com.au](https://www.cfs.com.au) or by calling us on 13 13 36. We may change asset allocation and securities within the option at any time. Past performance is not an indicator of future performance for this option or any other option available from AIL And CFSIL. This document may include general advice but does not take into account your individual objectives, financial situation, needs or tax circumstances. The Target Market Determinations (TMD) for our financial products can be found at [www.cfs.com.au/tmd](https://www.cfs.com.au/tmd), which include a description of who a financial product might suit. You should read the relevant Product Disclosure Statement (PDS) and Financial Services Guide (FSG) carefully, assess whether the information is appropriate for you, and consider talking to a financial adviser before making an investment decision. You can get the PDS and FSG at [www.cfs.com.au](https://www.cfs.com.au) or by calling us on 13 13 36.

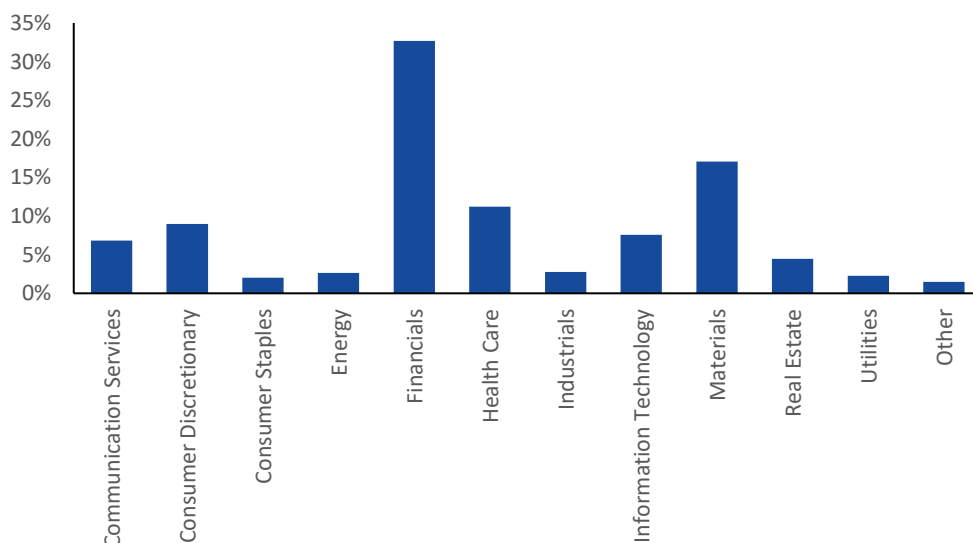
# First Sentier Imputation

## Investment Option Profile - December 2024

### Top 10 holdings as at 30 November 2024

Commonwealth Bank of Australia	10.81%
BHP Group Ltd	10.16%
National Australia Bank Ltd	6.84%
CSL Ltd	6.41%
Westpac Banking Corp	4.68%
Wesfarmers Ltd	4.31%
Goodman Group	4.18%
WiseTech Global Ltd	3.48%
Xero Ltd	3.44%
Macquarie Group Ltd	3.38%

### Sector Allocation



### Disclaimer

Avanteos Investments Limited ABN 20 096 259 979, AFSL 245531 (AIL) is the trustee of the Colonial First State FirstChoice Superannuation Trust ABN 26 458 298 557 and issuer of FirstChoice range of super and pension products.

Colonial First State Investments Limited ABN 98 002 348 352, AFSL 232468 (CFSIL) is the responsible entity and issuer of products made available under FirstChoice Investments and FirstChoice Wholesale Investments.

The investment information in this option profile is historical, produced as at the date specified above. The information below (except performance and key data information) relates to the FirstChoice Investments option only. Information for other options in the FirstChoice product range will be different and is available at [www.cfs.com.au](http://www.cfs.com.au) or by calling us on 13 13 36. We may change asset allocation and securities within the option at any time. Past performance is not an indicator of future performance for this option or any other option available from AIL And CFSIL. This document may include general advice but does not take into account your individual objectives, financial situation, needs or tax circumstances. The Target Market Determinations (TMD) for our financial products can be found at [www.cfs.com.au/tmd](http://www.cfs.com.au/tmd), which include a description of who a financial product might suit. You should read the relevant Product Disclosure Statement (PDS) and Financial Services Guide (FSG) carefully, assess whether the information is appropriate for you, and consider talking to a financial adviser before making an investment