

Investment Option Profile - December 2024

| | 3 month (%) | 6 month (%) | 1 year (%) pa | 3 years (%) pa | 5 years (%) pa | 10 years (%) pa | Since inception | Inception date | Fund size |
|---------------------|----------------|----------------|------------------|-------------------|-------------------|--------------------|--------------------|----------------|-----------|
| Investments | -2.39 | 4.59 | 8.29 | 6.15 | 8.99 | 8.84 | 8.65 | Jun 2005 | \$85.73m |
| Distribution Return | 1.26 | 2.09 | 4.87 | 7.21 | 7.39 | 7.54 | 6.15 | | |
| Growth Return | -3.65 | 2.50 | 3.41 | -1.06 | 1.61 | 1.30 | 2.50 | | |
| Personal Super | -1.65 | 4.58 | 8.28 | 6.52 | 9.09 | 9.07 | 8.81 | Jun 2005 | \$283.74m |
| Retirement | -1.79 | 5.19 | 9.32 | 7.37 | 10.22 | 10.20 | 9.99 | Jun 2005 | \$271.88m |
| Benchmark^ | -0.81 | 6.94 | 11.39 | 7.04 | 7.95 | 8.51 | 7.98 | | |

^ S&P/ASX 300 Accumulation Index (100%)
Past performance is not an indicator of future performance for this option or any other option available from Colonial First State.

Returns are calculated on a cumulative year-on-year basis which are then annualised. For funds that have been in existence for less than one year, the since inception performance is actual performance since inception and not annualised. Calculations are based on exit price to exit price with distributions reinvested, after ongoing fees and expenses but excluding individual tax, member fees and entry fees (if applicable). Please refer to the PDS for full details of the applicable fees, costs, and benchmarks.

Investment objective

To provide long-term growth with moderate tax-effective income. The option aims to outperform the S&P/ASX 300 Accumulation Index over rolling three-year periods before fees and taxes.

Investment strategy

The option predominantly invests in listed large cap Australian equities in the S&P/ASX 300 Index. The option seeks to identify earnings and earnings revisions at an early stage, and hence to pre-empt stock price movements. The manager also seeks to position the portfolio towards those sectors and stocks which it believes will experience positive earnings revisions and away from those it believes will suffer negative revisions.

Investment category

Australian Share

Minimum suggested timeframe

At least 7 years

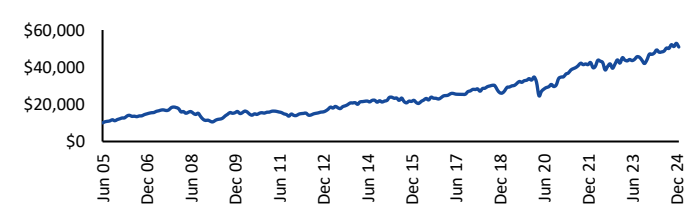
Investment ranges

| Asset class | Range | Benchmark |
|-------------------|------------|-----------|
| Australian shares | 90% - 100% | 100% |
| Cash | 0% - 10% | 0% |

Portfolio holdings disclosure

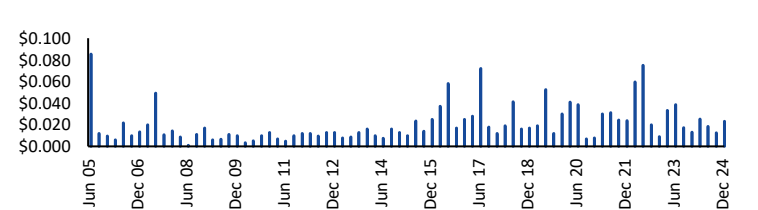
The money in your investment option is invested across a range of assets. To see a full list of holdings for this option, please visit cfs.com.au/PHD

Performance chart (\$10,000 invested since inception)




Ausbil Australian Active Equity returns are calculated using exit price to exit price with distributions reinvested, net of management and transaction costs.

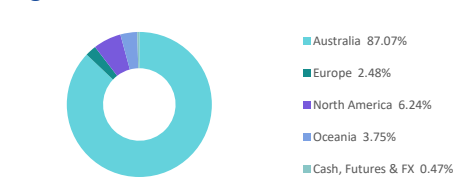
Distributions (dollars per unit)



Asset allocation



Regional allocation



Disclaimer

Avanteos Investments Limited ABN 20 096 259 979, AFSL 245531 (AIL) is the trustee of the Colonial First State FirstChoice Superannuation Trust ABN 26 458 298 557 and issuer of FirstChoice range of super and pension products.
Colonial First State Investments Limited ABN 98 002 348 352, AFSL 232468 (CFSIL) is the responsible entity and issuer of products made available under FirstChoice Investments and FirstChoice Wholesale Investments.

The investment information in this option profile is historical, produced as at the date specified above. The information below (except performance and key data information) relates to the FirstChoice Investments option only. Information for other options in the FirstChoice product range will be different and is available at www.cfs.com.au or by calling us on 13 13 36. We may change asset allocation and securities within the option at any time. Past performance is not an indicator of future performance for this option or any other option available from AIL And CFSIL. This document may include general advice but does not take into account your individual objectives, financial situation, needs or tax circumstances. The Target Market Determinations (TMD) for our financial products can be found at www.cfs.com.au/tmd, which include a description of who a financial product might suit. You should read the relevant Product Disclosure Statement (PDS) and Financial Services Guide (FSG) carefully, assess whether the information is appropriate for you, and consider talking to a financial adviser before making an investment decision. You can get the PDS and FSG at www.cfs.com.au or by calling us on 13 13 36.

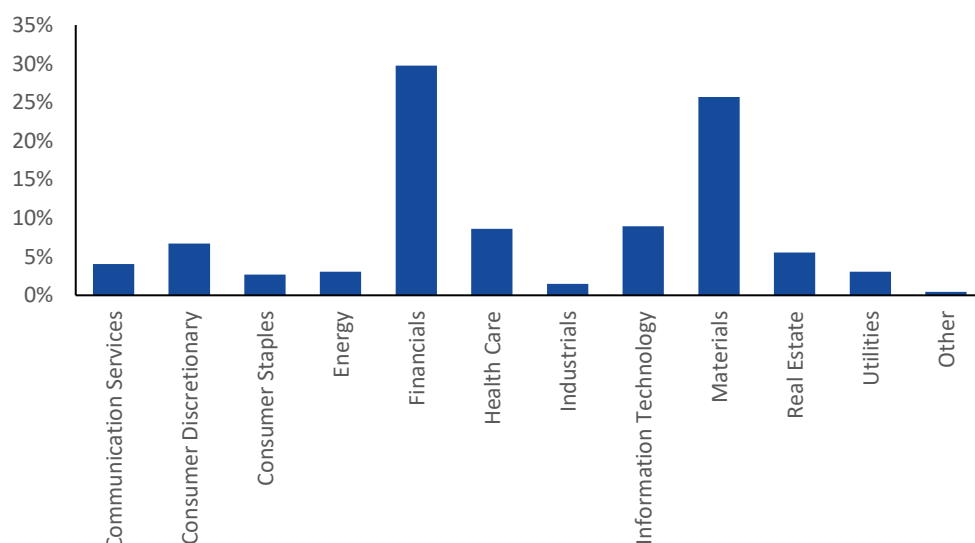
Ausbil Australian Active Equity

Investment Option Profile - December 2024

Top 10 holdings as at 30 November 2024

| | |
|--------------------------------|-------|
| BHP Group Ltd | 9.94% |
| Commonwealth Bank of Australia | 8.88% |
| National Australia Bank Ltd | 6.71% |
| CSL Ltd | 6.43% |
| Macquarie Group Ltd | 5.07% |
| Goodman Group | 4.54% |
| Xero Ltd | 3.72% |
| ANZ Group Holdings Ltd | 3.69% |
| Block Inc | 3.07% |
| Aristocrat Leisure Ltd | 2.99% |

Sector Allocation



Disclaimer

Avanteos Investments Limited ABN 20 096 259 979, AFSL 245531 (AIL) is the trustee of the Colonial First State FirstChoice Superannuation Trust ABN 26 458 298 557 and issuer of FirstChoice range of super and pension products.

Colonial First State Investments Limited ABN 98 002 348 352, AFSL 232468 (CFSIL) is the responsible entity and issuer of products made available under FirstChoice Investments and FirstChoice Wholesale Investments.

The investment information in this option profile is historical, produced as at the date specified above. The information below (except performance and key data information) relates to the FirstChoice Investments option only. Information for other options in the FirstChoice product range will be different and is available at www.cfs.com.au or by calling us on 13 13 36. We may change asset allocation and securities within the option at any time. Past performance is not an indicator of future performance for this option or any other option available from AIL And CFSIL. This document may include general advice but does not take into account your individual objectives, financial situation, needs or tax circumstances. The Target Market Determinations (TMD) for our financial products can be found at www.cfs.com.au/tmd, which include a description of who a financial product might suit. You should read the relevant Product Disclosure Statement (PDS) and Financial Services Guide (FSG) carefully, assess whether the information is appropriate for you, and consider talking to a financial adviser before making an investment