


FirstChoice Wholesale Investments – Part B

2024 Annual financial report



Investments

Colonial First State Investments Limited
ABN 98 002 348 352
AFS Licence 232468



Your Annual Financial Report

I am pleased to present the reports for the financial year ended 30 June 2024 for Colonial First State FirstChoice Wholesale Investments.

These statements are the final component of the reporting information for the 2023–2024 financial year.

Part A contains the first section of this booklet. Parts C and D contain the remainder of this booklet.

If you have any questions about the Annual Financial Report please call Investor Services on 13 13 36 Monday to Friday, 8:30am – 6pm, Sydney time.

Yours sincerely,

A stylized handwritten signature in black ink, appearing to read 'K Power'.

Kelly Power
Chief Executive Officer of CFS Superannuation

COLONIAL FIRST STATE - FIRSTCHOICE WHOLESALE INVESTMENT FUNDS

ANNUAL REPORT FOR THE REPORTING PERIOD ENDED 30 JUNE 2024

Responsible Entity of the Funds

COLONIAL FIRST STATE INVESTMENTS LIMITED

ABN: 98 002 348 352

Registered Address:
Level 15, 400 George Street
SYDNEY NSW 2000

COLONIAL FIRST STATE - FIRSTCHOICE WHOLESALE INVESTMENT FUNDS

Represented by:

ARSN

Colonial First State Diversified Fund 9	117 954 435
Colonial First State Investment Fund 69	624 512 465
Colonial First State - FirstChoice Wholesale Investments - Australian Share Fund 20	109 434 737
Colonial First State Investment Fund 116	652 576 246
Colonial First State Wholesale Enhanced Yield Fund	112 736 491
Colonial First State Global Asset Management Equity Trust 2	129 259 552
Colonial First State Specialist Fund 18	123 809 469
Colonial First State Australian Shares Fund 5	099 919 230
Colonial First State Australian Share Fund 23	116 418 958
Colonial First State Australian Shares Fund 8	099 919 310
Colonial First State Australian Shares Fund 34	610 729 863
Colonial First State Investment Fund 180	669 575 535
Colonial First State Australian Shares Fund 3	099 920 000
Colonial First State Australian Shares Fund 6	099 919 169
Colonial First State Investment Fund 13	604 604 757
Colonial First State Investment Fund 136	662 158 705
Colonial First State Australian Share Fund 12	102 587 404
Colonial First State Australian Share Fund 24	117 954 186
Colonial First State Wholesale Leaders Fund	087 569 640
Colonial First State Wholesale Imputation Fund	087 569 980
Colonial First State Australian Share Fund 14	108 230 155
Colonial First State Australian Share Fund 13	103 333 268
Colonial First State Australian Shares Fund 10	099 920 493
Colonial First State Australian Share Fund 31	108 730 329
Colonial First State Australian Share Fund 17	108 230 306
Colonial First State Australian Shares Fund 11	099 920 439
Colonial First State Australian Shares Fund 4	099 919 927
Colonial First State - FirstChoice Wholesale Investments - Australian Share Fund 26	132 950 862
Colonial First State Australian Shares Fund 9	099 920 635
Colonial First State Australian Share Fund 15	108 230 244
Colonial First State Wholesale Australian Share Fund - Core	091 478 956
Colonial First State Australian Share Fund 16	108 230 280
Colonial First State Small Companies Fund 8	113 916 984
Colonial First State Small Companies Fund 7	113 917 481
Colonial First State Investment Fund 112	652 568 968
Colonial First State Wholesale Small Companies Fund - Core	089 460 891
Colonial First State Small Companies Fund 12	604 604 739
Colonial First State - FirstChoice Wholesale Investments - Small Companies Fund 10	132 951 725
Colonial First State Specialist Fund 9	117 032 327
Colonial First State Investment Fund 182	669 575 053
Colonial First State Wholesale Property Securities Fund	087 570 429
Colonial First State Property Fund 6	101 476 779
Colonial First State Australian Infrastructure Fund 1	123 987 011
Colonial First State Property Fund 2	099 940 922
Colonial First State Investment Fund 190	669 584 105
Colonial First State Investment Fund 191	669 585 175
Colonial First State Property Securities Fund 8	110 772 579

COLONIAL FIRST STATE - FIRSTCHOICE WHOLESALE INVESTMENT FUNDS

INDEX

	Page
Directors' Report	1 - 11
Auditor's Independence Declaration	12 - 13
Statements of Comprehensive Income	14 - 29
Balance Sheets	30 - 45
Statements of Changes in Equity	46 - 61
Cash Flow Statements	62 - 77
Notes to the Financial Statements	78 - 237
Directors' Declaration	238
Independent Auditor's Report to the Unitholders	239 - 241

COLONIAL FIRST STATE - FIRSTCHOICE WHOLESALE INVESTMENT FUNDS

DIRECTORS' REPORT FOR THE REPORTING PERIOD ENDED 30 JUNE 2024

The Directors of Colonial First State Investments Limited, the Responsible Entity of the Funds, present their report together with the Financial Report of the Funds for the reporting period as stated below.

Reporting Period

The current reporting period is from 1 July 2023 (or date of registration of the Fund) to 30 June 2024.

The comparative reporting period is from 1 July 2022 (or date of registration of the Fund) to 30 June 2023.

Date of Constitutions and Date of Registration of the Funds

The Funds in this Financial Report and their dates of Constitution and Registration with the Australian Securities & Investments Commission (ASIC) are as follows:

Name of Fund	Also referred to in this report as	Date of Constitution	Date of Registration
Colonial First State Diversified Fund 9	CFS Wholesale Enhanced Index Growth (formerly Colonial First State Wholesale Enhanced Index Growth)	17/01/2006	24/01/2006
Colonial First State Investment Fund 69	CFS Wholesale Index Global Bond (formerly Colonial First State Wholesale Index Global Bond)	6/02/2018	5/03/2018
Colonial First State - FirstChoice Wholesale Investments - Australian Share Fund 20	CFS Wholesale Index Australian Share (formerly Colonial First State Wholesale Index Australian Share)	7/06/2004	15/06/2004
Colonial First State Investment Fund 116	CFS Wholesale Geared Index Australian Share (formerly Colonial First State Wholesale Geared Index Australian Share)	29/06/2021	13/08/2021
Colonial First State Wholesale Enhanced Yield Fund	Daintree Wholesale Core Income (formerly First Sentier Wholesale Target Return Income)	4/02/2005	15/02/2005
Colonial First State Global Asset Management Equity Trust 2	Martin Currie Wholesale Australia Equity Income (formerly First Sentier Wholesale Equity Income)	20/12/2007	25/01/2008
Colonial First State Specialist Fund 18	Merlon Wholesale Australian Share Income	2/02/2007	16/02/2007
Colonial First State Australian Shares Fund 5	State Street Wholesale Australian Equity	11/03/2002	27/03/2002
Colonial First State Australian Share Fund 23	Acadian Wholesale Australian Equity	20/09/2005	11/10/2005

COLONIAL FIRST STATE - FIRSTCHOICE WHOLESALE INVESTMENT FUNDS

DIRECTORS' REPORT FOR THE REPORTING PERIOD ENDED 30 JUNE 2024

Date of Constitutions and Date of Registration of the Funds (continued)

Name of Fund	Also referred to in this report as	Date of Constitution	Date of Registration
Colonial First State Australian Shares Fund 8	Airlie Wholesale Australian Share (formerly Maple-Brown Abbott Wholesale Australian Share)	11/03/2002	27/03/2002
Colonial First State Australian Shares Fund 34	Alphinity Wholesale Sustainable Share	8/02/2016	26/02/2016
Colonial First State Investment Fund 180	Antares Wholesale Ex-20 Australian Equities	31/05/2023	12/07/2023
Colonial First State Australian Shares Fund 3	Ausbil Wholesale Active Sustainable Equity	11/03/2002	27/03/2002
Colonial First State Australian Shares Fund 6	Ausbil Wholesale Australian Active Equity	11/03/2002	27/03/2002
Colonial First State Investment Fund 13	Bennelong Wholesale ex-20 Australian Equities	26/02/2015	12/03/2015
Colonial First State Investment Fund 136	DNR Capital Wholesale Australian Equities High Conviction	19/08/2022	13/09/2022
Colonial First State Australian Share Fund 12	DNR Capital Wholesale Australian Equity Income (formerly Tyndall Wholesale Australian Share Income)	2/10/2002	4/11/2002
Colonial First State Australian Share Fund 24	Fidelity Wholesale Australian Equities	17/01/2006	24/01/2006
Colonial First State Wholesale Leaders Fund	First Sentier Wholesale Concentrated Australian Share	11/05/1999	9/06/1999
Colonial First State Wholesale Imputation Fund	First Sentier Wholesale Imputation	11/05/1999	9/06/1999
Colonial First State Australian Share Fund 14	Investors Mutual Wholesale Australian Share	25/02/2004	11/03/2004
Colonial First State Australian Share Fund 13	Lazard Wholesale Select Australian Equity	17/12/2002	16/01/2003
Colonial First State Australian Shares Fund 10	Pendal Wholesale Australian Share	11/03/2002	27/03/2002

COLONIAL FIRST STATE - FIRSTCHOICE WHOLESALE INVESTMENT FUNDS

DIRECTORS' REPORT FOR THE REPORTING PERIOD ENDED 30 JUNE 2024

Date of Constitutions and Date of Registration of the Funds (continued)

Name of Fund	Also referred to in this report as	Date of Constitution	Date of Registration
Colonial First State Australian Share Fund 31	Pendal Wholesale Sustainable Australian Share	15/04/2004	22/04/2004
Colonial First State Australian Share Fund 17	Perennial Value Wholesale Australian Share	25/02/2004	11/03/2004
Colonial First State Australian Shares Fund 11	Perpetual Wholesale Australian Share	11/03/2002	27/03/2002
Colonial First State Australian Shares Fund 4	Perpetual Wholesale Industrial Share	11/03/2002	27/03/2002
Colonial First State - FirstChoice Wholesale Investments - Australian Share Fund 26	Realindex Wholesale Australian Share Value	25/08/2008	8/09/2008
Colonial First State Australian Shares Fund 9	Schroder Wholesale Australian Equity	11/03/2002	27/03/2002
Colonial First State Australian Share Fund 15	Solaris Wholesale Core Australian Equity	25/02/2004	11/03/2004
Colonial First State Wholesale Australian Share Fund - Core	Ausbil Wholesale Australian Equity (formerly T. Rowe Price Wholesale Australian Equity)	14/04/1993	2/03/2000
Colonial First State Australian Share Fund 16	WaveStone Wholesale Australian Share	25/02/2004	11/03/2004
Colonial First State Small Companies Fund 8	Ausbil Wholesale Australian Emerging Leaders	19/04/2005	4/05/2005
Colonial First State Small Companies Fund 7	Celeste Wholesale Australian Small Companies	19/04/2005	4/05/2005
Colonial First State Investment Fund 112	Eiger Wholesale Australian Small Companies	29/06/2021	13/08/2021
Colonial First State Wholesale Small Companies Fund - Core	First Sentier Wholesale Australian Small Companies	24/05/1988	7/10/1999
Colonial First State Small Companies Fund 12	OC Wholesale Premium Small Companies	26/02/2015	12/03/2015

COLONIAL FIRST STATE - FIRSTCHOICE WHOLESALE INVESTMENT FUNDS

DIRECTORS' REPORT FOR THE REPORTING PERIOD ENDED 30 JUNE 2024

Date of Constitutions and Date of Registration of the Funds (continued)

Name of Fund	Also referred to in this report as	Date of Constitution	Date of Registration
Colonial First State - FirstChoice Wholesale Investments - Small Companies Fund 10	Realindex Wholesale Australian Small Companies Value	25/08/2008	8/09/2008
Colonial First State Specialist Fund 9	Acadian Wholesale Australian Equity Long Short	7/11/2005	18/11/2005
Colonial First State Investment Fund 182	L1 Capital Wholesale Catalyst	31/05/2023	12/07/2023
Colonial First State Wholesale Property Securities Fund	First Sentier Wholesale Property Securities	11/05/1999	9/06/1999
Colonial First State Property Fund 6	Ironbark Wholesale Property Securities	15/07/2002	29/07/2002
Colonial First State Australian Infrastructure Fund 1	Martin Currie Wholesale Real Income	14/02/2007	23/02/2007
Colonial First State Property Fund 2	Pendal Wholesale Property Investment	11/03/2002	27/03/2002
Colonial First State Investment Fund 190	Infinity Core Australian Equity	31/05/2023	12/07/2023
Colonial First State Investment Fund 191	Infinity SMID Australian Equity	31/05/2023	12/07/2023
Colonial First State Property Securities Fund 8	Dexus Wholesale AREIT (formerly APN Wholesale AREIT)	30/08/2004	9/09/2004

Principal Activities

The principal activities of the Funds are to invest in accordance with the investment objectives and guidelines as set out in the current Product Disclosure Statements and their Constitutions.

Please refer to the current Product Disclosure Statements for more information.

Rounding of amounts to the nearest thousand dollars

Amounts in the Directors' Report have been rounded to either the nearest dollar or the nearest thousand dollars in accordance with ASIC Corporations (Rounding in Financial/Directors' Reports) Instrument 2016/191, as indicated.

Comparatives

Comparative figures are, where appropriate, reclassified so as to be comparable with the figures and presentation in the current reporting period.

COLONIAL FIRST STATE - FIRSTCHOICE WHOLESALE INVESTMENT FUNDS

DIRECTORS' REPORT FOR THE REPORTING PERIOD ENDED 30 JUNE 2024

Review of Operations

Income

The results of the operations for the Funds for the current and previous reporting periods are tabled below:

Name of Fund	Profit/(Loss) Attributable to unitholders	
	Period ended 30/06/2024 \$'000	Period ended 30/06/2023 \$'000
CFS Wholesale Enhanced Index Growth	81,004	47,589
CFS Wholesale Index Global Bond	1,122	(700)
CFS Wholesale Index Australian Share	71,823	79,460
CFS Wholesale Geared Index Australian Share	12,704	12,616
Daintree Wholesale Core Income	6,884	5,899
Martin Currie Wholesale Australia Equity Income	28,634	40,138
Merlon Wholesale Australian Share Income	12,341	25,113
State Street Wholesale Australian Equity	(174)	9,445
Acadian Wholesale Australian Equity	17,773	24,401
Airlie Wholesale Australian Share	11,086	10,958
Alphinity Wholesale Sustainable Share	7,578	7,753
Antares Wholesale Ex-20 Australian Equities ^	(198,326)	n/a
Ausbil Wholesale Active Sustainable Equity	6,295	4,320
Ausbil Wholesale Australian Active Equity	66,084	76,402
Bennelong Wholesale ex-20 Australian Equities	69,136	36,258
DNR Capital Wholesale Australian Equities High Conviction	10,254	(16)
DNR Capital Wholesale Australian Equity Income	6,472	8,307
Fidelity Wholesale Australian Equities	114,212	230,991
First Sentier Wholesale Concentrated Australian Share	139,564	142,920
First Sentier Wholesale Imputation	143,125	148,731
Investors Mutual Wholesale Australian Share	31,768	98,718
Lazard Wholesale Select Australian Equity	13,238	61,017
Pendal Wholesale Australian Share	34,303	37,783
Pendal Wholesale Sustainable Australian Share	10,295	12,694
Perennial Value Wholesale Australian Share	25,195	44,218
Perpetual Wholesale Australian Share	17,469	40,869
Perpetual Wholesale Industrial Share	110,187	98,470
Realindex Wholesale Australian Share Value	14,381	16,073
Schroder Wholesale Australian Equity	80,362	101,892
Solaris Wholesale Core Australian Equity	21,877	21,022
Ausbil Wholesale Australian Equity	29,068	48,202
WaveStone Wholesale Australian Share	11,474	18,116
Ausbil Wholesale Australian Emerging Leaders	14,104	20,836
Celeste Wholesale Australian Small Companies	9,186	7,141
Eiger Wholesale Australian Small Companies	2,669	1,489
First Sentier Wholesale Australian Small Companies	32,807	89,235
OC Wholesale Premium Small Companies	39,084	43,458
Realindex Wholesale Australian Small Companies Value	2,971	2,321
Acadian Wholesale Australian Equity Long Short	22,440	15,055
L1 Capital Wholesale Catalyst ^	359,062	n/a
First Sentier Wholesale Property Securities	79,032	23,319
Ironbark Wholesale Property Securities	39,353	7,211
Martin Currie Wholesale Real Income	189	2,467

^ Amounts are rounded to nearest dollar, not the nearest thousand dollars.

COLONIAL FIRST STATE - FIRSTCHOICE WHOLESALE INVESTMENT FUNDS

DIRECTORS' REPORT FOR THE REPORTING PERIOD ENDED 30 JUNE 2024

Review of Operations (continued)

Income (continued)

Name of Fund	Profit/(Loss) Attributable to unitholders	
	Period ended 30/06/2024 \$'000	Period ended 30/06/2023 \$'000
Pendal Wholesale Property Investment	98,686	33,561
Infinity Core Australian Equity ^	8,477	n/a
Infinity SMID Australian Equity ^	(21,607)	n/a
Dexus Wholesale AREIT	9,216	4,623

^ Amounts are rounded to nearest dollar, not the nearest thousand dollars.

COLONIAL FIRST STATE - FIRSTCHOICE WHOLESALE INVESTMENT FUNDS

DIRECTORS' REPORT FOR THE REPORTING PERIOD ENDED 30 JUNE 2024

Review of Operations (continued)

Distribution to unitholders

The total amount distributed to unitholders for the current and previous reporting periods are as follows:

Name of Fund	Period ended 30/06/2024 \$'000	Period ended 30/06/2023 \$'000
CFS Wholesale Enhanced Index Growth	43,056	12,742
CFS Wholesale Index Global Bond	728	34
CFS Wholesale Index Australian Share	31,502	34,374
CFS Wholesale Geared Index Australian Share	3,646	2,810
Daintree Wholesale Core Income	20,292	3,338
Martin Currie Wholesale Australia Equity Income	18,397	21,402
Merlon Wholesale Australian Share Income	13,394	6,764
State Street Wholesale Australian Equity	3,373	5,374
Acadian Wholesale Australian Equity	4,687	7,477
Airlie Wholesale Australian Share	10,889	5,127
Alphinity Wholesale Sustainable Share	1,682	2,194
Antares Wholesale Ex-20 Australian Equities ^	1,747	n/a
Ausbil Wholesale Active Sustainable Equity	814	882
Ausbil Wholesale Australian Active Equity	30,879	37,299
Benelong Wholesale ex-20 Australian Equities	4,598	6,382
DNR Capital Wholesale Australian Equities High Conviction	5,307	352
DNR Capital Wholesale Australian Equity Income	3,664	3,596
Fidelity Wholesale Australian Equities	112,396	103,895
First Sentier Wholesale Concentrated Australian Share	14,032	21,088
First Sentier Wholesale Imputation	77,246	100,887
Investors Mutual Wholesale Australian Share	45,646	36,229
Lazard Wholesale Select Australian Equity	12,649	15,238
Pendal Wholesale Australian Share	20,286	18,881
Pendal Wholesale Sustainable Australian Share	2,084	2,423
Perennial Value Wholesale Australian Share	31,272	20,928
Perpetual Wholesale Australian Share	18,793	13,409
Perpetual Wholesale Industrial Share	41,147	67,224
Realindex Wholesale Australian Share Value	5,064	5,633
Schroder Wholesale Australian Equity	70,242	44,875
Solaris Wholesale Core Australian Equity	11,529	12,035
Ausbil Wholesale Australian Equity	36,517	23,723
WaveStone Wholesale Australian Share	4,564	7,363
Ausbil Wholesale Australian Emerging Leaders	12,797	11,295
Celeste Wholesale Australian Small Companies	3,955	2,632
Eiger Wholesale Australian Small Companies	-	40
First Sentier Wholesale Australian Small Companies	30,005	43,040
OC Wholesale Premium Small Companies	5,847	10,932
Realindex Wholesale Australian Small Companies Value	712	1,006
Acadian Wholesale Australian Equity Long Short	4,962	5,627
L1 Capital Wholesale Catalyst ^	347,743	n/a
First Sentier Wholesale Property Securities	7,683	8,089
Ironbark Wholesale Property Securities	4,589	2,361
Martin Currie Wholesale Real Income	3,574	2,834
Pendal Wholesale Property Investment	30,512	23,675
Infinity Core Australian Equity ^	1,653	n/a
Infinity SMID Australian Equity ^	151	n/a
Dexus Wholesale AREIT	1,847	3,218

^ Amounts are rounded to nearest dollar, not the nearest thousand dollars.

COLONIAL FIRST STATE - FIRSTCHOICE WHOLESALE INVESTMENT FUNDS

DIRECTORS' REPORT FOR THE REPORTING PERIOD ENDED 30 JUNE 2024

Review of Operations (continued)

Distribution to unitholders (continued)

Details of the income distributions for the reporting periods ended 30 June 2024 and 30 June 2023 are disclosed in the "Distributions to Unitholders" note to the financial statements.

Exit Prices

The exit price is the price at which unitholders realise an entitlement in a fund. NAV unit price is calculated by taking the total fair value of all of the Funds' assets on a particular day, adjusting for any liabilities and then dividing the net fund value by the total number of units held by unitholders on that day.

The following unit prices represent the ex-distribution exit unit prices as at 30 June 2024, together with comparative unit prices as at 30 June 2023:

Name of Fund	30/06/2024 \$	30/06/2023 \$
CFS Wholesale Enhanced Index Growth	1.1836	1.1108
CFS Wholesale Index Global Bond	0.8535	0.8448
CFS Wholesale Index Australian Share	1.2451	1.1712
CFS Wholesale Geared Index Australian Share	1.0802	0.9617
Daintree Wholesale Core Income	0.7445	0.8301
Martin Currie Wholesale Australia Equity Income	0.7180	0.6960
Merlon Wholesale Australian Share Income	0.8579	0.8677
State Street Wholesale Australian Equity	1.2607	1.3050
Acadian Wholesale Australian Equity	1.5675	1.4140
Airlie Wholesale Australian Share	1.0499	1.0354
Alphinity Wholesale Sustainable Share	1.2121	1.1072
Antares Wholesale Ex-20 Australian Equities	1.0700	n/a
Ausbil Wholesale Active Sustainable Equity	1.2548	1.1130
Ausbil Wholesale Australian Active Equity	1.6784	1.5954
Bennelong Wholesale ex-20 Australian Equities	1.6210	1.4927
DNR Capital Wholesale Australian Equities High Conviction	1.0891	1.0364
DNR Capital Wholesale Australian Equity Income	1.6458	1.5827
Fidelity Wholesale Australian Equities	1.2310	1.2307
First Sentier Wholesale Concentrated Australian Share	3.4420	2.9994
First Sentier Wholesale Imputation	2.1265	1.9917
Investors Mutual Wholesale Australian Share	1.6402	1.6663
Lazard Wholesale Select Australian Equity	1.5737	1.5698
Pendal Wholesale Australian Share	1.3950	1.3370
Pendal Wholesale Sustainable Australian Share	1.5605	1.4317
Perennial Value Wholesale Australian Share	1.2797	1.3054
Perpetual Wholesale Australian Share	1.2247	1.2286
Perpetual Wholesale Industrial Share	1.4759	1.3302
Realindex Wholesale Australian Share Value	1.1366	1.0553
Schroder Wholesale Australian Equity	1.4148	1.4029
Solaris Wholesale Core Australian Equity	1.8316	1.7218
Ausbil Wholesale Australian Equity	1.2527	1.2779
WaveStone Wholesale Australian Share	1.6666	1.5685
Ausbil Wholesale Australian Emerging Leaders	1.0494	1.0434
Celeste Wholesale Australian Small Companies	1.6469	1.5745
Eiger Wholesale Australian Small Companies	0.8537	0.8028
First Sentier Wholesale Australian Small Companies	1.7470	1.7333
OC Wholesale Premium Small Companies	1.3618	1.2196
Realindex Wholesale Australian Small Companies Value	1.3363	1.2107

**DIRECTORS' REPORT
FOR THE REPORTING PERIOD ENDED 30 JUNE 2024**

Review of Operations (continued)

Exit Prices

Name of Fund	30/06/2024 \$	30/06/2023 \$
Acadian Wholesale Australian Equity Long Short	1.6538	1.4596
L1 Capital Wholesale Catalyst	1.0015	n/a
First Sentier Wholesale Property Securities	1.3188	1.0646
Ironbark Wholesale Property Securities	1.3494	1.1076
Martin Currie Wholesale Real Income	0.7031	0.7415
Pendal Wholesale Property Investment	0.7668	0.6637
Infinity Core Australian Equity	1.0101	n/a
Infinity SMID Australian Equity	0.9915	n/a
Dexus Wholesale AREIT	0.8452	0.7640

Responsible Entity and Directors

The Responsible Entity of the Funds is Colonial First State Investments Limited (the Responsible Entity).

The Directors of the Responsible Entity in office during the period and up to the date of the report are:

Name of Director	Date of Appointment or resignation
Murray Coble	Appointed on 30 May 2022.
JoAnna Fisher	Appointed on 30 May 2022.
Martin Codina	Appointed on 22 February 2023.

The Responsible Entity is incorporated and domiciled in Australia and has its registered office at Level 15, 400 George Street, Sydney, New South Wales, 2000.

Scheme Information

The Funds are registered managed investment schemes domiciled in Australia and have their principal place of business at Level 15, 400 George Street, Sydney, New South Wales, 2000.

Unit Pricing Adjustments Policy

There are a number of factors used to calculate unit prices. The key factors include asset valuations, liabilities, debtors, the number of units on issue and where relevant, transaction costs. When the factors used to calculate the unit price are incorrect an adjustment to the unit price may be required. The Responsible Entity uses a tolerance level of 0.30% (0.05% for a cash investment option) in the unit price to assess corrections.

If a unit pricing error is greater than these tolerance levels the Responsible Entity will:

- compensate unitholders' accounts balance if they have transacted on the incorrect unit price or make other adjustments as the Responsible Entity may consider appropriate, or
- where unitholders' accounts are closed the Responsible Entity will send them a payment if the amount of the adjustment is more than \$20.

These tolerance levels are consistent with regulatory practice guidelines and industry standards. In some cases the Responsible Entity may compensate where the unit pricing error is less than the tolerance levels.

**DIRECTORS' REPORT
FOR THE REPORTING PERIOD ENDED 30 JUNE 2024**

Significant Changes in the State of Affairs

In the opinion of the Directors, there were no significant changes in the state of affairs of the Funds that occurred during the reporting period.

Matters Subsequent to the End of the Reporting Period

No matters or circumstances have arisen since the end of the current reporting period that have significantly affected, or may significantly affect:

- (i) the operations of the Funds in future financial periods, or
- (ii) the results of those operations in future financial periods, or
- (iii) the state of affairs of the Funds in future financial periods.

Indemnification and Insurance Premiums for Officers and Auditor

No insurance premiums are paid for out of the assets of the Funds in relation to insurance cover provided to the Responsible Entity or the auditor of the Funds. So long as the officers of the Responsible Entity act in accordance with the Constitutions and the Corporations Act 2001, the officers remain indemnified out of the assets of the Funds against losses incurred while acting on behalf of the Funds. The auditor of the Funds is in no way indemnified out of the assets of the Funds.

Likely Developments and Expected Results of Operations

The Funds are expected to continue to operate within the terms of their Constitutions, and will continue to invest in accordance with their investment objectives and guidelines.

The results of the Funds' operations will be affected by a number of factors, including the performance of investment markets in which the Funds invest. Investment performance is not guaranteed and future returns may differ from past returns. As investment conditions change over time, past returns should not be used to predict future returns.

At the time of preparing this report the Responsible Entity is not aware of any likely developments which would impact upon the future operations of the Funds.

Fees Paid to and Received by the Responsible Entity or its Associates

Fees paid or payable to the Responsible Entity and its associates out of the Funds' assets during the reporting period are disclosed in the Statements of Comprehensive Income.

No fees were paid to the Directors of the Responsible Entity during the reporting period out of the Funds' assets.

Interests in the Funds

The units issued and redeemed in the Funds during the period and the number of units on issue at the end of the financial period are set out in "Changes in Net Assets Attributable to Unitholders" note to the financial statements. The value of the Funds' assets at the end of the financial period are set out in the Balance Sheets.

Any interests in the Funds held by the Responsible Entity or its associates at the end of the reporting period are disclosed in the "Related Parties Disclosures" note to the financial statements.

Environmental Regulation

The Funds' operations are not subject to any particular or significant environmental regulations under a Commonwealth, State or Territory law. There have been no known significant breaches of any other environmental requirements applicable to the Funds.

**DIRECTORS' REPORT
FOR THE REPORTING PERIOD ENDED 30 JUNE 2024**

Single Financial Report

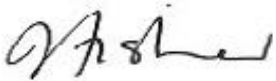
The Funds are of the kind referred to in ASIC Corporation Instrument 2015/839 dated 1 October 2015 issued by ASIC in accordance with that ASIC Corporation Instrument, funds with a common Responsible Entity can include the financial statements in adjacent columns in a single financial report.

Proceeds from redeeming units in a fund can be applied to acquire units in other funds included in this financial report.

Auditor's Independence Declaration

A copy of the Auditor's Independence Declaration as required under Section 307C of the Corporations Act 2001 is set out in the following page.

Signed in accordance with a resolution of the Directors of Colonial First State Investments Limited.



JoAnna Fisher
Director
Sydney
17 September 2024



Lead Auditor's Independence Declaration under Section 307C of the Corporations Act 2001

To the Directors of Colonial First State Investments Limited as the Responsible Entity for the following Funds:

- Colonial First State Diversified Fund 9
- Colonial First State Investment Fund 69
- Colonial First State - FirstChoice Wholesale Investments - Australian Share Fund 20
- Colonial First State Investment Fund 116
- Colonial First State Wholesale Enhanced Yield Fund
- Colonial First State Global Asset Management Equity Trust 2
- Colonial First State Specialist Fund 18
- Colonial First State Australian Shares Fund 5
- Colonial First State Australian Share Fund 23
- Colonial First State Australian Shares Fund 8
- Colonial First State Australian Shares Fund 34
- Colonial First State Investment Fund 180
- Colonial First State Australian Shares Fund 3
- Colonial First State Australian Shares Fund 6
- Colonial First State Investment Fund 13
- Colonial First State Investment Fund 136
- Colonial First State Australian Share Fund 12
- Colonial First State Australian Share Fund 24
- Colonial First State Wholesale Leaders Fund
- Colonial First State Wholesale Imputation Fund
- Colonial First State Australian Share Fund 14
- Colonial First State Australian Share Fund 13
- Colonial First State Australian Shares Fund 10
- Colonial First State Australian Share Fund 31
- Colonial First State Australian Share Fund 17
- Colonial First State Australian Shares Fund 11
- Colonial First State Australian Shares Fund 4
- Colonial First State - FirstChoice Wholesale Investments - Australian Share Fund 26
- Colonial First State Australian Shares Fund 9
- Colonial First State Australian Share Fund 15
- Colonial First State Wholesale Australian Share Fund - Core
- Colonial First State Australian Share Fund 16
- Colonial First State Small Companies Fund 8
- Colonial First State Small Companies Fund 7
- Colonial First State Investment Fund 112
- Colonial First State Wholesale Small Companies Fund - Core
- Colonial First State Small Companies Fund 12



- Colonial First State - FirstChoice Wholesale Investments - Small Companies Fund 10
- Colonial First State Specialist Fund 9
- Colonial First State Investment Fund 182
- Colonial First State Wholesale Property Securities Fund
- Colonial First State Property Fund 6
- Colonial First State Australian Infrastructure Fund 1
- Colonial First State Property Fund 2
- Colonial First State Investment Fund 190
- Colonial First State Investment Fund 191
- Colonial First State Property Securities Fund 8

I declare that, to the best of my knowledge and belief, in relation to the audit of the above Funds for the financial year ended 30 June 2024 there have been:

- no contraventions of the auditor independence requirements as set out in the *Corporations Act 2001* in relation to the audit; and
- no contraventions of any applicable code of professional conduct in relation to the audit.

KPMG

Rachel Gatt
Partner
Sydney
17 September 2024

COLONIAL FIRST STATE - FIRSTCHOICE WHOLESALE INVESTMENT FUNDS

STATEMENTS OF COMPREHENSIVE INCOME FOR THE REPORTING PERIOD ENDED 30 JUNE 2024

		CFS Wholesale Enhanced Index Growth		CFS Wholesale Index Global Bond		CFS Wholesale Index Australian Share	
	Note	1/07/2023 - 30/06/2024	1/07/2022 - 30/06/2023	1/07/2023 - 30/06/2024	1/07/2022 - 30/06/2023	1/07/2023 - 30/06/2024	1/07/2022 - 30/06/2023
Investment Income		\$'000	\$'000	\$'000	\$'000	\$'000	\$'000
Interest income	4	153	78	10	3	46	36
Distribution income		46,896	14,657	720	26	23,293	25,213
Net gains/(losses) on financial instruments at fair value through profit or loss		34,745	33,538	390	(730)	48,487	54,213
Other income		-	-	1	-	-	-
Responsible Entity fees rebate	9(c)	-	-	1	2	-	1
Total investment income/(loss)		81,794	48,273	1,122	(699)	71,826	79,463
Expenses							
Responsible Entity's management fees	9(c)	790	684	-	-	2	2
Other expenses		-	-	-	1	1	1
Total operating expenses		790	684	-	1	3	3
Profit/(Loss) for the period		81,004	47,589	1,122	(700)	71,823	79,460
Other comprehensive income for the period		-	-	-	-	-	-
Total comprehensive income for the period		81,004	47,589	1,122	(700)	71,823	79,460

The above Statements of Comprehensive Income should be read in conjunction with the accompanying notes.

COLONIAL FIRST STATE - FIRSTCHOICE WHOLESALE INVESTMENT FUNDS

STATEMENTS OF COMPREHENSIVE INCOME FOR THE REPORTING PERIOD ENDED 30 JUNE 2024

		CFS Wholesale Geared Index Australian Share		Daintree Wholesale Core Income		Martin Currie Wholesale Australia Equity Income	
	Note	1/07/2023 - 30/06/2024	1/07/2022 - 30/06/2023	1/07/2023 - 30/06/2024	1/07/2022 - 30/06/2023	1/07/2023 - 30/06/2024	1/07/2022 - 30/06/2023
Investment Income		\$'000	\$'000	\$'000	\$'000	\$'000	\$'000
Interest income	4	64	37	409	98	308	351
Dividend income		6,774	6,937	186	345	11,376	11,468
Distribution income		-	-	19,183	1,907	-	-
Net gains/(losses) on financial instruments at fair value through profit or loss		11,829	9,775	(12,276)	4,031	21,132	32,075
Other income		1	-	3	-	6	-
Net foreign exchange gain/(loss)		-	-	(1)	-	-	-
Total investment income/(loss)		18,668	16,749	7,504	6,381	32,822	43,894
Expenses							
Responsible Entity's management fees	9(c)	810	776	535	479	3,757	3,700
Responsible Entity's performance fees	9(c)	-	-	63	-	-	-
Custody fees	9(d)	11	9	1	1	20	20
Expenses recharged	9(d)	7	6	-	-	33	23
Interest expenses		4,867	3,287	2	-	6	-
Brokerage costs		17	2	19	1	371	11
Other expenses		252	53	-	1	1	2
Total operating expenses		5,964	4,133	620	482	4,188	3,756
Profit/(Loss) for the period		12,704	12,616	6,884	5,899	28,634	40,138
Other comprehensive income for the period		-	-	-	-	-	-
Total comprehensive income for the period		12,704	12,616	6,884	5,899	28,634	40,138

The above Statements of Comprehensive Income should be read in conjunction with the accompanying notes.

COLONIAL FIRST STATE - FIRSTCHOICE WHOLESALE INVESTMENT FUNDS

STATEMENTS OF COMPREHENSIVE INCOME FOR THE REPORTING PERIOD ENDED 30 JUNE 2024

		Merlion Wholesale Australian Share Income		State Street Wholesale Australian Equity		Acadian Wholesale Australian Equity	
	Note	1/07/2023 - 30/06/2024	1/07/2022 - 30/06/2023	1/07/2023 - 30/06/2024	1/07/2022 - 30/06/2023	1/07/2023 - 30/06/2024	1/07/2022 - 30/06/2023
Investment Income		\$'000	\$'000	\$'000	\$'000	\$'000	\$'000
Interest income	4	198	131	39	42	53	44
Dividend income		6,815	8,391	4,114	6,607	5,053	9,316
Net gains/(losses) on financial instruments at fair value through profit or loss		7,538	18,574	(3,418)	4,061	13,727	16,593
Other income		26	1	2	-	3	1
Total investment income/(loss)		14,577	27,097	737	10,710	18,836	25,954
Expenses							
Responsible Entity's management fees	9(c)	1,886	1,845	856	1,227	992	1,466
Custody fees	9(d)	11	11	6	8	9	12
Expenses recharged	9(d)	20	12	9	7	7	12
Interest expenses		16	-	3	-	4	-
Brokerage costs		303	116	37	22	50	63
Other expenses		-	-	-	1	1	-
Total operating expenses		2,236	1,984	911	1,265	1,063	1,553
Profit/(Loss) for the period		12,341	25,113	(174)	9,445	17,773	24,401
Other comprehensive income for the period		-	-	-	-	-	-
Total comprehensive income for the period		12,341	25,113	(174)	9,445	17,773	24,401

The above Statements of Comprehensive Income should be read in conjunction with the accompanying notes.

COLONIAL FIRST STATE - FIRSTCHOICE WHOLESALE INVESTMENT FUNDS

STATEMENTS OF COMPREHENSIVE INCOME FOR THE REPORTING PERIOD ENDED 30 JUNE 2024

		Airlie Wholesale Australian Share		Alphinity Wholesale Sustainable Share		Antares Wholesale Ex-20 Australian Equities
	Note	1/07/2023 - 30/06/2024	1/07/2022 - 30/06/2023	1/07/2023 - 30/06/2024	1/07/2022 - 30/06/2023	12/07/2023 - 30/06/2024
Investment Income		\$'000	\$'000	\$'000	\$'000	\$
Interest income	4	278	178	71	60	5,174
Dividend income		3,719	5,219	2,302	2,866	12,376
Net gains/(losses) on financial instruments at fair value through profit or loss		8,452	6,835	6,057	5,686	(176,929)
Other income		32	-	5	-	33
Total investment income/(loss)		12,481	12,232	8,435	8,612	(159,346)
Expenses						
Responsible Entity's management fees	9(c)	1,192	1,221	755	817	22,516
Responsible Entity's performance fees	9(c)	-	-	-	-	2,814
Custody fees	9(d)	7	7	4	5	123
Expenses recharged	9(d)	16	7	8	5	-
Interest expenses		2	-	8	-	126
Brokerage costs		178	37	81	32	13,401
Other expenses		-	2	1	-	-
Total operating expenses		1,395	1,274	857	859	38,980
Profit/(Loss) for the period		11,086	10,958	7,578	7,753	(198,326)
Other comprehensive income for the period		-	-	-	-	-
Total comprehensive income for the period		11,086	10,958	7,578	7,753	(198,326)

The above Statements of Comprehensive Income should be read in conjunction with the accompanying notes.

COLONIAL FIRST STATE - FIRSTCHOICE WHOLESALE INVESTMENT FUNDS

STATEMENTS OF COMPREHENSIVE INCOME FOR THE REPORTING PERIOD ENDED 30 JUNE 2024

		Ausbil Wholesale Active Sustainable Equity		Ausbil Wholesale Australian Active Equity		Bennelong Wholesale ex-20 Australian Equities	
	Note	1/07/2023 - 30/06/2024	1/07/2022 - 30/06/2023	1/07/2023 - 30/06/2024	1/07/2022 - 30/06/2023	1/07/2023 - 30/06/2024	1/07/2022 - 30/06/2023
		\$'000	\$'000	\$'000	\$'000	\$'000	\$'000
Investment Income							
Interest income	4	10	7	260	194	1,046	1,139
Dividend income		1,277	1,368	21,504	19,997	12,018	14,026
Net gains/(losses) on financial instruments at fair value through profit or loss		5,525	3,437	51,685	62,275	66,122	31,610
Other income		5	-	26	1	77	62
Total investment income/(loss)		6,817	4,812	73,475	82,467	79,263	46,837
Expenses							
Responsible Entity's management fees	9(c)	463	474	6,841	5,907	8,508	9,696
Custody fees	9(d)	3	3	45	39	52	60
Expenses recharged	9(d)	6	3	90	46	94	59
Interest expenses		2	-	2	-	8	-
Brokerage costs		48	11	413	73	1,465	764
Other expenses		-	1	-	-	-	-
Total operating expenses		522	492	7,391	6,065	10,127	10,579
Profit/(Loss) for the period		6,295	4,320	66,084	76,402	69,136	36,258
Other comprehensive income for the period		-	-	-	-	-	-
Total comprehensive income for the period		6,295	4,320	66,084	76,402	69,136	36,258

The above Statements of Comprehensive Income should be read in conjunction with the accompanying notes.

COLONIAL FIRST STATE - FIRSTCHOICE WHOLESALE INVESTMENT FUNDS

STATEMENTS OF COMPREHENSIVE INCOME FOR THE REPORTING PERIOD ENDED 30 JUNE 2024

		DNR Capital Wholesale Australian Equities High Conviction		DNR Capital Wholesale Australian Equity Income		Fidelity Wholesale Australian Equities	
	Note	1/07/2023 - 30/06/2024	13/09/2022 - 30/06/2023	1/07/2023 - 30/06/2024	1/07/2022 - 30/06/2023	1/07/2023 - 30/06/2024	1/07/2022 - 30/06/2023
Investment Income		\$'000	\$'000	\$'000	\$'000	\$'000	\$'000
Interest income	4	242	40	103	54	1,398	963
Dividend income		3,984	599	3,148	4,569	63,839	74,540
Net gains/(losses) on financial instruments at fair value through profit or loss		7,534	(417)	4,150	4,542	67,921	175,262
Other income		7	-	9	-	90	1
Net foreign exchange gain/(loss)		-	-	-	-	75	28
Total investment income/(loss)		11,767	222	7,410	9,165	133,323	250,794
Expenses							
Responsible Entity's management fees	9(c)	1,348	227	810	799	18,374	19,391
Custody fees	9(d)	8	1	5	5	116	133
Expenses recharged	9(d)	23	5	11	6	216	128
Interest expenses		3	-	3	-	14	-
Brokerage costs		131	5	108	48	389	151
Other expenses		-	-	1	-	2	-
Total operating expenses		1,513	238	938	858	19,111	19,803
Profit/(Loss) for the period		10,254	(16)	6,472	8,307	114,212	230,991
Other comprehensive income for the period		-	-	-	-	-	-
Total comprehensive income for the period		10,254	(16)	6,472	8,307	114,212	230,991

The above Statements of Comprehensive Income should be read in conjunction with the accompanying notes.

COLONIAL FIRST STATE - FIRSTCHOICE WHOLESALE INVESTMENT FUNDS

STATEMENTS OF COMPREHENSIVE INCOME FOR THE REPORTING PERIOD ENDED 30 JUNE 2024

		First Sentier Wholesale Concentrated Australian Share		First Sentier Wholesale Imputation		Investors Mutual Wholesale Australian Share	
	Note	1/07/2023 - 30/06/2024	1/07/2022 - 30/06/2023	1/07/2023 - 30/06/2024	1/07/2022 - 30/06/2023	1/07/2023 - 30/06/2024	1/07/2022 - 30/06/2023
Investment Income		\$'000	\$'000	\$'000	\$'000	\$'000	\$'000
Interest income	4	1,081	661	487	333	1,080	867
Dividend income		21,781	29,342	33,767	40,438	32,480	37,042
Distribution income		-	-	942	982	-	-
Net gains/(losses) on financial instruments at fair value through profit or loss		125,714	121,758	118,674	116,944	9,137	72,832
Other income		251	-	48	1	41	36
Total investment income/(loss)		148,827	151,761	153,918	158,698	42,738	110,777
Expenses							
Responsible Entity's management fees	9(c)	8,606	8,510	9,547	9,419	10,169	11,528
Custody fees	9(d)	60	60	62	63	57	65
Expenses recharged	9(d)	122	65	124	73	102	65
Interest expenses		4	-	4	-	9	-
Brokerage costs		470	203	1,056	410	633	400
Other expenses		1	3	-	2	-	1
Total operating expenses		9,263	8,841	10,793	9,967	10,970	12,059
Profit/(Loss) for the period		139,564	142,920	143,125	148,731	31,768	98,718
Other comprehensive income for the period		-	-	-	-	-	-
Total comprehensive income for the period		139,564	142,920	143,125	148,731	31,768	98,718

The above Statements of Comprehensive Income should be read in conjunction with the accompanying notes.

COLONIAL FIRST STATE - FIRSTCHOICE WHOLESALE INVESTMENT FUNDS

STATEMENTS OF COMPREHENSIVE INCOME FOR THE REPORTING PERIOD ENDED 30 JUNE 2024

		Lazard Wholesale Select Australian Equity		Pendal Wholesale Australian Share		Pendal Wholesale Sustainable Australian Share	
	Note	1/07/2023 - 30/06/2024	1/07/2022 - 30/06/2023	1/07/2023 - 30/06/2024	1/07/2022 - 30/06/2023	1/07/2023 - 30/06/2024	1/07/2022 - 30/06/2023
Investment Income		\$'000	\$'000	\$'000	\$'000	\$'000	\$'000
Interest income	4	107	63	247	218	89	68
Dividend income		16,677	18,034	10,920	13,066	2,933	3,217
Net gains/(losses) on financial instruments at fair value through profit or loss		705	46,499	26,554	27,706	8,265	10,405
Other income		13	1	29	13	42	11
Total investment income/(loss)		17,502	64,597	37,750	41,003	11,329	13,701
Expenses							
Responsible Entity's management fees	9(c)	3,682	3,430	3,217	3,089	949	967
Custody fees	9(d)	24	23	21	21	6	7
Expenses recharged	9(d)	48	25	41	23	12	7
Interest expenses		13	-	1	-	1	-
Brokerage costs		497	102	167	87	65	26
Other expenses		-	-	-	-	1	-
Total operating expenses		4,264	3,580	3,447	3,220	1,034	1,007
Profit/(Loss) for the period		13,238	61,017	34,303	37,783	10,295	12,694
Other comprehensive income for the period		-	-	-	-	-	-
Total comprehensive income for the period		13,238	61,017	34,303	37,783	10,295	12,694

The above Statements of Comprehensive Income should be read in conjunction with the accompanying notes.

COLONIAL FIRST STATE - FIRSTCHOICE WHOLESALE INVESTMENT FUNDS

STATEMENTS OF COMPREHENSIVE INCOME FOR THE REPORTING PERIOD ENDED 30 JUNE 2024

		Perennial Value Wholesale Australian Share		Perpetual Wholesale Australian Share		Perpetual Wholesale Industrial Share	
	Note	1/07/2023 - 30/06/2024	1/07/2022 - 30/06/2023	1/07/2023 - 30/06/2024	1/07/2022 - 30/06/2023	1/07/2023 - 30/06/2024	1/07/2022 - 30/06/2023
Investment Income		\$'000	\$'000	\$'000	\$'000	\$'000	\$'000
Interest income	4	1,142	851	436	210	1,223	1,185
Dividend income		10,802	12,607	10,633	11,769	22,153	21,353
Net gains/(losses) on financial instruments at fair value through profit or loss		17,628	34,580	10,820	33,012	95,732	84,495
Other income		69	-	60	71	109	153
Net foreign exchange gain/(loss)		-	-	(24)	(31)	(20)	145
Total investment income/(loss)		29,641	48,038	21,925	45,031	119,197	107,331
Expenses							
Responsible Entity's management fees	9(c)	3,231	3,312	3,790	3,940	8,138	8,215
Custody fees	9(d)	21	22	21	22	45	49
Expenses recharged	9(d)	40	24	38	24	87	48
Interest expenses		3	-	5	3	6	2
Brokerage costs		1,149	461	599	179	729	546
Other expenses		2	1	3	(6)	5	1
Total operating expenses		4,446	3,820	4,456	4,162	9,010	8,861
Profit/(Loss) for the period		25,195	44,218	17,469	40,869	110,187	98,470
Other comprehensive income for the period		-	-	-	-	-	-
Total comprehensive income for the period		25,195	44,218	17,469	40,869	110,187	98,470

The above Statements of Comprehensive Income should be read in conjunction with the accompanying notes.

COLONIAL FIRST STATE - FIRSTCHOICE WHOLESALE INVESTMENT FUNDS

STATEMENTS OF COMPREHENSIVE INCOME FOR THE REPORTING PERIOD ENDED 30 JUNE 2024

		Realindex Wholesale Australian Share Value		Schroder Wholesale Australian Equity		Solaris Wholesale Core Australian Equity	
	Note	1/07/2023 - 30/06/2024	1/07/2022 - 30/06/2023	1/07/2023 - 30/06/2024	1/07/2022 - 30/06/2023	1/07/2023 - 30/06/2024	1/07/2022 - 30/06/2023
		\$'000	\$'000	\$'000	\$'000	\$'000	\$'000
Investment Income							
Interest income	4	9	8	1,633	667	107	78
Dividend income		-	-	38,201	38,805	6,135	7,398
Distribution income		8,060	9,114	-	-	-	-
Net gains/(losses) on financial instruments at fair value through profit or loss		6,628	7,244	51,485	71,272	17,562	15,426
Other income		-	1	85	-	17	4
Total investment income/(loss)		14,697	16,367	91,404	110,744	23,821	22,906
Expenses							
Responsible Entity's management fees	9(c)	316	294	10,217	8,577	1,714	1,752
Custody fees	9(d)	-	-	67	56	11	12
Expenses recharged	9(d)	-	-	134	65	22	12
Interest expenses		-	-	-	-	4	-
Brokerage costs		-	-	624	152	193	108
Other expenses		-	-	-	2	-	-
Total operating expenses		316	294	11,042	8,852	1,944	1,884
Profit/(Loss) for the period		14,381	16,073	80,362	101,892	21,877	21,022
Other comprehensive income for the period		-	-	-	-	-	-
Total comprehensive income for the period		14,381	16,073	80,362	101,892	21,877	21,022

The above Statements of Comprehensive Income should be read in conjunction with the accompanying notes.

COLONIAL FIRST STATE - FIRSTCHOICE WHOLESALE INVESTMENT FUNDS

STATEMENTS OF COMPREHENSIVE INCOME FOR THE REPORTING PERIOD ENDED 30 JUNE 2024

		Ausbil Wholesale Australian Equity		WaveStone Wholesale Australian Share		Ausbil Wholesale Australian Emerging Leaders	
	Note	1/07/2023 - 30/06/2024	1/07/2022 - 30/06/2023	1/07/2023 - 30/06/2024	1/07/2022 - 30/06/2023	1/07/2023 - 30/06/2024	1/07/2022 - 30/06/2023
Investment Income		\$'000	\$'000	\$'000	\$'000	\$'000	\$'000
Interest income	4	702	436	164	115	209	82
Dividend income		14,332	17,923	3,607	4,681	3,559	5,423
Net gains/(losses) on financial instruments at fair value through profit or loss		19,029	34,901	8,932	14,647	12,674	17,604
Other income		26	-	7	-	39	1
Total investment income/(loss)		34,089	53,260	12,710	19,443	16,481	23,110
Expenses							
Responsible Entity's management fees	9(c)	4,472	4,689	1,126	1,230	2,074	2,009
Responsible Entity's performance fees	9(c)	-	-	-	-	(159)	-
Custody fees	9(d)	31	32	8	8	12	12
Expenses recharged	9(d)	55	35	14	8	22	13
Interest expenses		12	-	1	-	1	-
Brokerage costs		450	300	86	79	427	240
Other expenses		1	2	1	2	-	-
Total operating expenses		5,021	5,058	1,236	1,327	2,377	2,274
Profit/(Loss) for the period		29,068	48,202	11,474	18,116	14,104	20,836
Other comprehensive income for the period		-	-	-	-	-	-
Total comprehensive income for the period		29,068	48,202	11,474	18,116	14,104	20,836

The above Statements of Comprehensive Income should be read in conjunction with the accompanying notes.

COLONIAL FIRST STATE - FIRSTCHOICE WHOLESALE INVESTMENT FUNDS

STATEMENTS OF COMPREHENSIVE INCOME FOR THE REPORTING PERIOD ENDED 30 JUNE 2024

		Celeste Wholesale Australian Small Companies		Eiger Wholesale Australian Small Companies		First Sentier Wholesale Australian Small Companies	
	Note	1/07/2023 - 30/06/2024	1/07/2022 - 30/06/2023	1/07/2023 - 30/06/2024	1/07/2022 - 30/06/2023	1/07/2023 - 30/06/2024	1/07/2022 - 30/06/2023
Investment Income		\$'000	\$'000	\$'000	\$'000	\$'000	\$'000
Interest income	4	243	208	132	67	1,192	1,050
Dividend income		2,620	3,469	552	346	17,220	25,847
Net gains/(losses) on financial instruments at fair value through profit or loss		7,670	4,618	2,842	1,556	22,748	72,052
Other income		24	-	4	-	61	-
Net foreign exchange gain/(loss)		-	-	1	(4)	-	-
Total investment income/(loss)		10,557	8,295	3,531	1,965	41,221	98,949
Expenses							
Responsible Entity's management fees	9(c)	1,031	1,036	473	259	7,611	9,298
Responsible Entity's performance fees	9(c)	-	-	300	198	-	-
Custody fees	9(d)	7	7	3	1	47	56
Expenses recharged	9(d)	13	7	5	2	91	65
Interest expenses		1	-	1	-	-	-
Brokerage costs		319	104	80	15	663	293
Other expenses		-	-	-	1	2	2
Total operating expenses		1,371	1,154	862	476	8,414	9,714
Profit/(Loss) for the period		9,186	7,141	2,669	1,489	32,807	89,235
Other comprehensive income for the period		-	-	-	-	-	-
Total comprehensive income for the period		9,186	7,141	2,669	1,489	32,807	89,235

The above Statements of Comprehensive Income should be read in conjunction with the accompanying notes.

COLONIAL FIRST STATE - FIRSTCHOICE WHOLESALE INVESTMENT FUNDS

STATEMENTS OF COMPREHENSIVE INCOME FOR THE REPORTING PERIOD ENDED 30 JUNE 2024

		OC Wholesale Premium Small Companies		Realindex Wholesale Australian Small Companies Value		Acadian Wholesale Australian Equity Long Short	
	Note	1/07/2023 - 30/06/2024	1/07/2022 - 30/06/2023	1/07/2023 - 30/06/2024	1/07/2022 - 30/06/2023	1/07/2023 - 30/06/2024	1/07/2022 - 30/06/2023
Investment Income		\$'000	\$'000	\$'000	\$'000	\$'000	\$'000
Interest income	4	1,040	1,082	2	2	1,947	1
Dividend income		6,664	9,373	-	-	6,828	7,521
Distribution income		-	-	1,217	1,673	-	-
Net gains/(losses) on financial instruments at fair value through profit or loss		39,297	41,461	1,802	700	18,688	10,158
Other income		46	-	-	-	5	-
Total investment income/(loss)		47,047	51,916	3,021	2,375	27,468	17,680
Expenses							
Responsible Entity's management fees	9(c)	4,136	4,021	50	53	1,539	1,302
Responsible Entity's performance fees	9(c)	3,143	4,022	-	-	-	-
Custody fees	9(d)	20	20	-	-	-	-
Expenses recharged	9(d)	40	21	-	-	19	9
Interest expenses		2	-	-	-	2,075	147
Short selling expenses		-	-	-	-	1,313	187
Brokerage costs		621	374	-	-	77	56
Other expenses		1	-	-	1	5	924
Total operating expenses		7,963	8,458	50	54	5,028	2,625
Profit/(Loss) for the period		39,084	43,458	2,971	2,321	22,440	15,055
Other comprehensive income for the period		-	-	-	-	-	-
Total comprehensive income for the period		39,084	43,458	2,971	2,321	22,440	15,055

The above Statements of Comprehensive Income should be read in conjunction with the accompanying notes.

COLONIAL FIRST STATE - FIRSTCHOICE WHOLESALE INVESTMENT FUNDS

STATEMENTS OF COMPREHENSIVE INCOME FOR THE REPORTING PERIOD ENDED 30 JUNE 2024

		L1 Capital Wholesale Catalyst	First Sentier Wholesale Property Securities		Ironbark Wholesale Property Securities	
	Note	12/07/2023 - 30/06/2024	1/07/2023 - 30/06/2024	1/07/2022 - 30/06/2023	1/07/2023 - 30/06/2024	1/07/2022 - 30/06/2023
Investment Income		\$	\$'000	\$'000	\$'000	\$'000
Interest income	4	10,459	68	57	44	34
Dividend income		153,433	12,317	14,894	8,703	5,993
Net gains/(losses) on financial instruments at fair value through profit or loss		358,051	69,430	11,051	32,340	2,374
Other income		157	2	1	(8)	-
Net foreign exchange gain/(loss)		-	-	-	(5)	(58)
Total investment income/(loss)		522,100	81,817	26,003	41,074	8,343
Expenses						
Responsible Entity's management fees	9(c)	83,686	2,675	2,600	1,522	1,073
Responsible Entity's performance fees	9(c)	63,754	-	-	-	-
Custody fees	9(d)	359	22	33	12	9
Expenses recharged	9(d)	-	45	23	29	9
Interest expenses		2,059	3	-	9	-
Brokerage costs		13,180	39	28	144	35
Other expenses		-	1	-	5	6
Total operating expenses		163,038	2,785	2,684	1,721	1,132
Profit/(Loss) for the period		359,062	79,032	23,319	39,353	7,211
Other comprehensive income for the period		-	-	-	-	-
Total comprehensive income for the period		359,062	79,032	23,319	39,353	7,211

The above Statements of Comprehensive Income should be read in conjunction with the accompanying notes.

COLONIAL FIRST STATE - FIRSTCHOICE WHOLESALE INVESTMENT FUNDS

STATEMENTS OF COMPREHENSIVE INCOME FOR THE REPORTING PERIOD ENDED 30 JUNE 2024

		Martin Currie Wholesale Real Income		Pendal Wholesale Property Investment		Infinity Core Australian Equity
	Note	1/07/2023 - 30/06/2024	1/07/2022 - 30/06/2023	1/07/2023 - 30/06/2024	1/07/2022 - 30/06/2023	12/07/2023 - 30/06/2024
Investment Income		\$'000	\$'000	\$'000	\$'000	\$
Interest income	4	44	30	264	177	1,500
Dividend income		3,305	3,071	18,025	20,141	7,697
Net gains/(losses) on financial instruments at fair value through profit or loss		(2,493)	6	85,839	18,258	6,089
Other income		2	-	33	-	-
Net foreign exchange gain/(loss)		1	(34)	-	-	-
Total investment income/(loss)		859	3,073	104,161	38,576	15,286
Expenses						
Responsible Entity's management fees	9(c)	626	581	5,030	4,767	4,290
Custody fees	9(d)	4	4	32	30	30
Expenses recharged	9(d)	8	4	63	32	191
Interest expenses		-	-	5	-	1
Brokerage costs		32	16	345	186	2,296
Other expenses		-	1	-	-	1
Total operating expenses		670	606	5,475	5,015	6,809
Profit/(Loss) for the period		189	2,467	98,686	33,561	8,477
Other comprehensive income for the period		-	-	-	-	-
Total comprehensive income for the period		189	2,467	98,686	33,561	8,477

The above Statements of Comprehensive Income should be read in conjunction with the accompanying notes.

COLONIAL FIRST STATE - FIRSTCHOICE WHOLESALE INVESTMENT FUNDS

STATEMENTS OF COMPREHENSIVE INCOME FOR THE REPORTING PERIOD ENDED 30 JUNE 2024

		Infinity SMID Australian Equity	Dexus Wholesale AREIT	
	Note	12/07/2023 - 30/06/2024	1/07/2023 - 30/06/2024	1/07/2022 - 30/06/2023
Investment Income		\$	\$'000	\$'000
Interest income	4	1,161	37	41
Dividend income		5,886	1,375	4,945
Net gains/(losses) on financial instruments at fair value through profit or loss		(14,435)	8,303	608
Other income		-	5	-
Total investment income/(loss)		(7,388)	9,720	5,594
Expenses				
Responsible Entity's management fees	9(c)	5,199	452	934
Responsible Entity's performance fees	9(c)	6,292	-	-
Custody fees	9(d)	30	3	7
Expenses recharged	9(d)	187	2	7
Interest expenses		1	-	-
Brokerage costs		2,509	47	23
Other expenses		1	-	-
Total operating expenses		14,219	504	971
Profit/(Loss) for the period		(21,607)	9,216	4,623
Other comprehensive income for the period		-	-	-
Total comprehensive income for the period		(21,607)	9,216	4,623

The above Statements of Comprehensive Income should be read in conjunction with the accompanying notes.

COLONIAL FIRST STATE - FIRSTCHOICE WHOLESALE INVESTMENT FUNDS

**BALANCE SHEETS
AS AT 30 JUNE 2024**

		CFS Wholesale Enhanced Index Growth		CFS Wholesale Index Global Bond		CFS Wholesale Index Australian Share	
	Note	30/06/2024	30/06/2023	30/06/2024	30/06/2023	30/06/2024	30/06/2023
Assets		\$'000	\$'000	\$'000	\$'000	\$'000	\$'000
Cash and cash equivalents		7,746	2,291	237	-	2,982	2,704
Trade and other receivables:							
- application monies		458	255	24	261	657	378
- interest		20	10	1	-	4	4
- others		17	13	-	1	1	-
Financial assets at fair value through profit or loss	6	724,423	571,510	57,510	43,990	678,686	631,746
Total assets		732,664	574,079	57,772	44,252	682,330	634,832
Liabilities							
Bank overdraft & margin account		-	-	-	22	-	-
Trade and other payables:							
- due to brokers - payable for securities purchased		1,300	-	10	-	420	-
- redemptions		276	396	9	27	231	350
- others		2	-	-	-	8	1
Distribution payable		1,019	137	62	1	1,685	1,899
Responsible Entity - fee payable	9(c)	89	60	-	-	1	-
Total liabilities		2,686	593	81	50	2,345	2,250
Net assets attributable to unitholders - equity	7	729,978	573,486	57,691	44,202	679,985	632,582

The above Balance Sheets should be read in conjunction with the accompanying notes.

COLONIAL FIRST STATE - FIRSTCHOICE WHOLESALE INVESTMENT FUNDS

**BALANCE SHEETS
AS AT 30 JUNE 2024**

		CFS Wholesale Geared Index Australian Share		Daintree Wholesale Core Income		Martin Currie Wholesale Australia Equity Income	
	Note	30/06/2024	30/06/2023	30/06/2024	30/06/2023	30/06/2024	30/06/2023
Assets		\$'000	\$'000	\$'000	\$'000	\$'000	\$'000
Cash and cash equivalents		1,902	1,268	19,393	3,905	838	12,908
Trade and other receivables:							
- due from brokers - receivable for securities sold		-	-	-	23	-	-
- application monies		42	174	10	-	1	82
- dividends		664	957	18	22	1,774	1,334
- interest		5	4	209	6	11	43
- others		15	18	15	9	80	73
Financial assets at fair value through profit or loss	6	137,840	185,916	103,516	92,016	256,071	302,596
Total assets		140,468	188,337	123,161	95,981	258,775	317,036
Liabilities							
Trade and other payables:							
- redemptions		159	328	239	15	491	188
- interest on loans		360	474	-	-	4	-
- others		2	1	1	-	3	1
Loans		81,000	101,000	-	-	-	-
Distribution payable		82	35	1,910	229	1,204	1,880
Responsible Entity - fee payable	9(c)	58	77	51	39	255	310
Financial liabilities at fair value through profit or loss	6	-	-	57	131	-	3,270
Total liabilities		81,661	101,915	2,258	414	1,957	5,649
Net assets attributable to unitholders - equity	7	58,807	86,422	120,903	95,567	256,818	311,387

The above Balance Sheets should be read in conjunction with the accompanying notes.

COLONIAL FIRST STATE - FIRSTCHOICE WHOLESALE INVESTMENT FUNDS

**BALANCE SHEETS
AS AT 30 JUNE 2024**

		Merlon Wholesale Australian Share Income		State Street Wholesale Australian Equity		Acadian Wholesale Australian Equity	
	Note	30/06/2024	30/06/2023	30/06/2024	30/06/2023	30/06/2024	30/06/2023
Assets		\$'000	\$'000	\$'000	\$'000	\$'000	\$'000
Cash and cash equivalents		9,709	6,705	989	1,054	856	1,327
Trade and other receivables:							
- due from brokers - receivable for securities sold		7	1,370	618	551	178	-
- application monies		18	98	-	-	13	176
- dividends		300	388	22	310	220	973
- interest		27	19	3	2	3	5
- others		40	42	16	22	11	28
Financial assets at fair value through profit or loss	6	151,836	160,126	71,126	101,093	58,601	165,589
Total assets		161,937	168,748	72,774	103,032	59,882	168,098
Liabilities							
Trade and other payables:							
- due to brokers - payable for securities purchased		419	610	-	-	-	-
- redemptions		218	41	50	291	9	-
- others		3	3	3	-	2	1
Distribution payable		193	49	2	12	9	6
Responsible Entity - fee payable	9(c)	152	158	60	85	39	111
Financial liabilities at fair value through profit or loss	6	1,105	1,261	-	-	-	-
Total liabilities		2,090	2,122	115	388	59	118
Net assets attributable to unitholders - equity	7	159,847	166,626	72,659	102,644	59,823	167,980

The above Balance Sheets should be read in conjunction with the accompanying notes.

COLONIAL FIRST STATE - FIRSTCHOICE WHOLESALE INVESTMENT FUNDS

**BALANCE SHEETS
AS AT 30 JUNE 2024**

		Airlie Wholesale Australian Share		Alphinity Wholesale Sustainable Share		Antares Wholesale Ex-20 Australian Equities
	Note	30/06/2024	30/06/2023	30/06/2024	30/06/2023	30/06/2024
Assets		\$'000	\$'000	\$'000	\$'000	\$
Cash and cash equivalents		6,912	3,266	2,204	3,376	339,480
Trade and other receivables:						
- due from brokers - receivable for securities sold		-	-	-	81	36,070
- application monies		235	2	-	21	7,537
- dividends		383	548	184	274	3,982
- interest		27	7	6	15	817
- others		27	25	16	17	2,008
Financial assets at fair value through profit or loss	6	120,029	99,496	58,815	65,989	6,877,772
Total assets		127,613	103,344	61,225	69,773	7,267,666
Liabilities						
Bank overdraft & margin account		-	-	-	-	88,733
Trade and other payables:						
- due to brokers - payable for securities purchased		-	-	-	61	-
- redemptions		-	25	25	-	-
- interest on loans		-	-	-	-	127
- others		2	-	1	1	73
Distribution payable		124	22	9	4	-
Responsible Entity - fee payable	9(c)	104	102	58	66	6,177
Total liabilities		230	149	93	132	95,110
Net assets attributable to unitholders - equity	7	127,383	103,195	61,132	69,641	7,172,556

The above Balance Sheets should be read in conjunction with the accompanying notes.

COLONIAL FIRST STATE - FIRSTCHOICE WHOLESALE INVESTMENT FUNDS

**BALANCE SHEETS
AS AT 30 JUNE 2024**

		Ausbil Wholesale Active Sustainable Equity		Ausbil Wholesale Australian Active Equity		Bennelong Wholesale ex-20 Australian Equities	
	Note	30/06/2024	30/06/2023	30/06/2024	30/06/2023	30/06/2024	30/06/2023
Assets		\$'000	\$'000	\$'000	\$'000	\$'000	\$'000
Cash and cash equivalents		806	209	2,082	5,310	23,562	28,471
Trade and other receivables:							
- due from brokers - receivable for securities sold		170	188	-	310	-	3,471
- application monies		2	16	394	101	256	535
- dividends		246	263	3,253	2,579	617	1,059
- interest		1	-	9	9	45	69
- others		10	9	149	120	197	201
Financial assets at fair value through profit or loss	6	46,458	45,584	719,014	624,071	708,205	772,574
Total assets		47,693	46,269	724,901	632,500	732,882	806,380
Liabilities							
Trade and other payables:							
- due to brokers - payable for securities purchased		321	276	-	627	-	457
- redemptions		1	3	46	235	712	150
- others		2	1	8	3	8	4
Distribution payable		3	3	140	275	26	30
Responsible Entity - fee payable	9(c)	39	38	594	520	661	729
Total liabilities		366	321	788	1,660	1,407	1,370
Net assets attributable to unitholders - equity	7	47,327	45,948	724,113	630,840	731,475	805,010

The above Balance Sheets should be read in conjunction with the accompanying notes.

COLONIAL FIRST STATE - FIRSTCHOICE WHOLESALE INVESTMENT FUNDS

**BALANCE SHEETS
AS AT 30 JUNE 2024**

		DNR Capital Wholesale Australian Equities High Conviction		DNR Capital Wholesale Australian Equity Income		Fidelity Wholesale Australian Equities	
	Note	30/06/2024	30/06/2023	30/06/2024	30/06/2023	30/06/2024	30/06/2023
Assets		\$'000	\$'000	\$'000	\$'000	\$'000	\$'000
Cash and cash equivalents		9,950	3,609	4,420	1,309	34,777	39,425
Trade and other receivables:							
- due from brokers - receivable for securities sold		-	129	-	-	5,049	-
- application monies		213	656	48	10	309	558
- dividends		661	181	252	568	4,215	4,887
- interest		31	11	15	4	114	105
- others		37	12	18	17	366	365
Financial assets at fair value through profit or loss	6	183,028	71,109	87,493	78,006	1,675,786	1,730,203
Total assets		193,920	75,707	92,246	79,914	1,720,616	1,775,543
Liabilities							
Trade and other payables:							
- due to brokers - payable for securities purchased		1,766	539	-	-	-	3,448
- redemptions		-	-	-	-	1,302	371
- interest on loans		-	-	-	-	2	-
- others		2	-	1	1	21	9
Distribution payable		27	1	20	18	744	861
Responsible Entity - fee payable	9(c)	159	62	76	66	1,482	1,533
Financial liabilities at fair value through profit or loss	6	-	-	-	55	-	-
Total liabilities		1,954	602	97	140	3,551	6,222
Net assets attributable to unitholders - equity	7	191,966	75,105	92,149	79,774	1,717,065	1,769,321

The above Balance Sheets should be read in conjunction with the accompanying notes.

COLONIAL FIRST STATE - FIRSTCHOICE WHOLESALE INVESTMENT FUNDS

**BALANCE SHEETS
AS AT 30 JUNE 2024**

		First Sentier Wholesale Concentrated Australian Share		First Sentier Wholesale Imputation		Investors Mutual Wholesale Australian Share	
	Note	30/06/2024	30/06/2023	30/06/2024	30/06/2023	30/06/2024	30/06/2023
Assets		\$'000	\$'000	\$'000	\$'000	\$'000	\$'000
Cash and cash equivalents		29,480	25,513	13,053	16,684	17,832	17,380
Trade and other receivables:							
- due from brokers - receivable for securities sold		861	-	10,117	1,209	-	-
- application monies		76	25	238	229	50	106
- dividends		1,919	2,272	3,215	3,337	1,434	2,105
- interest		99	73	37	34	74	45
- others		182	165	203	192	202	228
Financial assets at fair value through profit or loss	6	949,662	872,248	964,518	976,656	795,982	882,204
Total assets		982,279	900,296	991,381	998,341	815,574	902,068
Liabilities							
Bank overdraft & margin account		-	-	-	-	136	-
Trade and other payables:							
- due to brokers - payable for securities purchased		2,689	-	-	5,160	-	-
- redemptions		434	342	56	155	395	396
- interest on loans		-	-	-	-	2	-
- others		11	6	24	5	9	4
Distribution payable		10	62	11,260	14,509	358	80
Responsible Entity - fee payable	9(c)	765	703	772	739	803	890
Financial liabilities at fair value through profit or loss	6	-	-	-	-	128	409
Total liabilities		3,909	1,113	12,112	20,568	1,831	1,779
Net assets attributable to unitholders - equity	7	978,370	899,183	979,269	977,773	813,743	900,289

The above Balance Sheets should be read in conjunction with the accompanying notes.

COLONIAL FIRST STATE - FIRSTCHOICE WHOLESALE INVESTMENT FUNDS

**BALANCE SHEETS
AS AT 30 JUNE 2024**

		Lazard Wholesale Select Australian Equity		Pendal Wholesale Australian Share		Pendal Wholesale Sustainable Australian Share	
	Note	30/06/2024	30/06/2023	30/06/2024	30/06/2023	30/06/2024	30/06/2023
Assets		\$'000	\$'000	\$'000	\$'000	\$'000	\$'000
Cash and cash equivalents		1,291	1,489	5,544	10,300	2,154	3,041
Trade and other receivables:							
- due from brokers - receivable for securities sold		-	75	-	-	-	-
- application monies		290	130	36	121	5	10
- dividends		850	769	859	1,148	361	432
- interest		11	4	14	28	6	7
- others		81	67	67	61	21	19
Financial assets at fair value through profit or loss	6	377,361	349,898	317,723	302,946	94,138	90,051
Total assets		379,884	352,432	324,243	314,604	96,685	93,560
Liabilities							
Trade and other payables:							
- due to brokers - payable for securities purchased		42	-	-	157	-	-
- redemptions		22	104	82	160	110	2
- others		5	3	4	2	1	1
Distribution payable		146	208	171	132	14	13
Responsible Entity - fee payable	9(c)	311	290	266	259	79	77
Total liabilities		526	605	523	710	204	93
Net assets attributable to unitholders - equity	7	379,358	351,827	323,720	313,894	96,481	93,467

The above Balance Sheets should be read in conjunction with the accompanying notes.

COLONIAL FIRST STATE - FIRSTCHOICE WHOLESALE INVESTMENT FUNDS

**BALANCE SHEETS
AS AT 30 JUNE 2024**

		Perennial Value Wholesale Australian Share		Perpetual Wholesale Australian Share		Perpetual Wholesale Industrial Share	
	Note	30/06/2024	30/06/2023	30/06/2024	30/06/2023	30/06/2024	30/06/2023
Assets		\$'000	\$'000	\$'000	\$'000	\$'000	\$'000
Cash and cash equivalents		18,510	24,725	20,207	3,532	20,762	45,084
Trade and other receivables:							
- due from brokers - receivable for securities sold		11,814	-	53	-	3,787	-
- application monies		122	10	35	21	105	216
- dividends		1,120	1,102	815	1,090	3,234	2,596
- interest		76	72	83	25	81	176
- others		92	80	78	86	178	181
Financial assets at fair value through profit or loss	6	291,191	299,158	285,574	325,039	679,481	620,068
Total assets		322,925	325,147	306,845	329,793	707,628	668,321
Liabilities							
Bank overdraft & margin account		-	-	-	-	112	150
Trade and other payables:							
- due to brokers - payable for securities purchased		-	-	929	-	4,309	-
- redemptions		65	110	268	112	62	65
- others		3	2	3	2	7	8
Distribution payable		205	55	76	31	350	608
Responsible Entity - fee payable	9(c)	265	267	302	325	697	658
Financial liabilities at fair value through profit or loss	6	-	-	-	489	2	560
Total liabilities		538	434	1,578	959	5,539	2,049
Net assets attributable to unitholders - equity	7	322,387	324,713	305,267	328,834	702,089	666,272

The above Balance Sheets should be read in conjunction with the accompanying notes.

COLONIAL FIRST STATE - FIRSTCHOICE WHOLESALE INVESTMENT FUNDS

**BALANCE SHEETS
AS AT 30 JUNE 2024**

		Realindex Wholesale Australian Share Value		Schroder Wholesale Australian Equity		Solaris Wholesale Core Australian Equity	
	Note	30/06/2024	30/06/2023	30/06/2024	30/06/2023	30/06/2024	30/06/2023
Assets		\$'000	\$'000	\$'000	\$'000	\$'000	\$'000
Cash and cash equivalents		390	317	57,811	19,820	2,734	3,221
Trade and other receivables:							
- due from brokers - receivable for securities sold		-	-	-	241	73	23
- application monies		19	171	602	194	130	50
- dividends		-	-	3,264	3,279	842	979
- interest		1	1	189	57	8	12
- others		6	6	217	179	37	36
Financial assets at fair value through profit or loss	6	130,694	118,096	1,007,593	879,126	170,529	163,124
Total assets		131,110	118,591	1,069,676	902,896	174,353	167,445
Liabilities							
Trade and other payables:							
- due to brokers - payable for securities purchased		-	-	87	213	-	423
- redemptions		18	104	206	19	71	190
- others		-	-	11	4	3	1
Distribution payable		60	62	281	177	150	123
Responsible Entity - fee payable	9(c)	27	24	877	743	143	138
Total liabilities		105	190	1,462	1,156	367	875
Net assets attributable to unitholders - equity	7	131,005	118,401	1,068,214	901,740	173,986	166,570

The above Balance Sheets should be read in conjunction with the accompanying notes.

COLONIAL FIRST STATE - FIRSTCHOICE WHOLESALE INVESTMENT FUNDS

**BALANCE SHEETS
AS AT 30 JUNE 2024**

		Ausbil Wholesale Australian Equity		WaveStone Wholesale Australian Share		Ausbil Wholesale Australian Emerging Leaders	
	Note	30/06/2024	30/06/2023	30/06/2024	30/06/2023	30/06/2024	30/06/2023
Assets		\$'000	\$'000	\$'000	\$'000	\$'000	\$'000
Cash and cash equivalents		350	13,084	3,363	4,407	2,010	6,697
Trade and other receivables:							
- due from brokers - receivable for securities sold		1,563	-	-	-	-	-
- application monies		4	31	1	30	60	-
- dividends		902	2,106	557	666	329	451
- interest		11	70	12	13	13	10
- others		94	98	23	24	46	48
Financial assets at fair value through profit or loss	6	438,758	467,182	106,005	112,300	173,611	168,212
Total assets		441,682	482,571	109,961	117,440	176,069	175,418
Liabilities							
Bank overdraft & margin account		322	-	-	-	-	52
Trade and other payables:							
- due to brokers - payable for securities purchased		-	-	36	44	-	795
- redemptions		419	205	-	20	2	121
- interest on loans		2	-	-	-	-	-
- others		5	3	4	1	2	1
Distribution payable		607	403	26	70	293	61
Responsible Entity - fee payable	9(c)	344	377	90	97	159	159
Total liabilities		1,699	988	156	232	456	1,189
Net assets attributable to unitholders - equity	7	439,983	481,583	109,805	117,208	175,613	174,229

The above Balance Sheets should be read in conjunction with the accompanying notes.

COLONIAL FIRST STATE - FIRSTCHOICE WHOLESALE INVESTMENT FUNDS

**BALANCE SHEETS
AS AT 30 JUNE 2024**

		Celeste Wholesale Australian Small Companies		Eiger Wholesale Australian Small Companies		First Sentier Wholesale Australian Small Companies	
	Note	30/06/2024	30/06/2023	30/06/2024	30/06/2023	30/06/2024	30/06/2023
Assets		\$'000	\$'000	\$'000	\$'000	\$'000	\$'000
Cash and cash equivalents		4,136	9,033	3,168	2,518	34,190	25,894
Trade and other receivables:							
- due from brokers - receivable for securities sold		18	102	96	-	1,125	188
- application monies		66	71	-	100	479	409
- dividends		46	-	1	-	2,347	3,331
- interest		12	24	11	12	128	158
- others		26	24	11	10	170	204
Financial assets at fair value through profit or loss	6	99,055	91,530	35,521	28,514	688,237	618,854
Total assets		103,359	100,784	38,808	31,154	726,676	649,038
Liabilities							
Trade and other payables:							
- due to brokers - payable for securities purchased		120	1,985	20	81	-	-
- redemptions		10	70	89	-	398	149
- others		1	-	-	1	8	3
- collateral received		-	-	-	-	1,495	-
Distribution payable		500	140	-	-	6,867	1
Responsible Entity - fee payable	9(c)	85	84	38	31	655	588
Total liabilities		716	2,279	147	113	9,423	741
Net assets attributable to unitholders - equity	7	102,643	98,505	38,661	31,041	717,253	648,297

The above Balance Sheets should be read in conjunction with the accompanying notes.

COLONIAL FIRST STATE - FIRSTCHOICE WHOLESALE INVESTMENT FUNDS

**BALANCE SHEETS
AS AT 30 JUNE 2024**

		OC Wholesale Premium Small Companies		Realindex Wholesale Australian Small Companies Value		Acadian Wholesale Australian Equity Long Short	
	Note	30/06/2024	30/06/2023	30/06/2024	30/06/2023	30/06/2024	30/06/2023
Assets		\$'000	\$'000	\$'000	\$'000	\$'000	\$'000
Cash and cash equivalents		52,016	28,787	67	87	2,225	1,967
Trade and other receivables:							
- due from brokers - receivable for securities sold		1,046	1,404	-	-	266	-
- application monies		290	42	3	4	140	50
- dividends		125	162	-	-	653	845
- interest		159	89	-	-	169	1
- others		94	85	1	1	34	27
Financial assets at fair value through profit or loss	6	267,840	267,525	22,565	23,006	198,005	158,309
Total assets		321,570	298,094	22,636	23,098	201,492	161,199
Liabilities							
Trade and other payables:							
- due to brokers - payable for securities purchased		498	-	-	-	-	-
- redemptions		116	151	10	32	112	95
- interest on loans		-	-	-	-	181	-
- others		3	3	-	1	108	84
Distribution payable		50	-	12	24	186	266
Responsible Entity - fee payable	9(c)	356	1,402	4	4	138	111
Financial liabilities at fair value through profit or loss	6	-	-	-	-	48,369	38,259
Total liabilities		1,023	1,556	26	61	49,094	38,815
Net assets attributable to unitholders - equity	7	320,547	296,538	22,610	23,037	152,398	122,384

The above Balance Sheets should be read in conjunction with the accompanying notes.

COLONIAL FIRST STATE - FIRSTCHOICE WHOLESALE INVESTMENT FUNDS

**BALANCE SHEETS
AS AT 30 JUNE 2024**

		L1 Capital Wholesale Catalyst	First Sentier Wholesale Property Securities		Ironbark Wholesale Property Securities	
	Note	30/06/2024	30/06/2024	30/06/2023	30/06/2024	30/06/2023
Assets		\$	\$'000	\$'000	\$'000	\$'000
Cash and cash equivalents		90,791	1,259	1,206	1,248	500
Trade and other receivables:						
- application monies		14,041	184	79	90	-
- dividends		-	4,312	5,043	3,584	2,142
- interest		528	6	7	3	2
- others		7,345	57	49	40	23
Financial assets at fair value through profit or loss	6	9,021,953	349,207	307,538	224,617	127,783
Total assets		9,134,658	355,025	313,922	229,582	130,450
Liabilities						
Bank overdraft & margin account		151	-	-	-	-
Trade and other payables:						
- due to brokers - payable for securities purchased		13,899	-	-	-	-
- redemptions		-	81	113	101	240
- others		92	4	2	4	1
Distribution payable		10,914	-	-	13	6
Responsible Entity - fee payable	9(c)	10,393	233	207	151	86
Financial liabilities at fair value through profit or loss	6	-	-	-	9	-
Total liabilities		35,449	318	322	278	333
Net assets attributable to unitholders - equity	7	9,099,209	354,707	313,600	229,304	130,117

The above Balance Sheets should be read in conjunction with the accompanying notes.

COLONIAL FIRST STATE - FIRSTCHOICE WHOLESALE INVESTMENT FUNDS

**BALANCE SHEETS
AS AT 30 JUNE 2024**

		Martin Currie Wholesale Real Income		Pendal Wholesale Property Investment		Infinity Core Australian Equity
	Note	30/06/2024	30/06/2023	30/06/2024	30/06/2023	30/06/2024
Assets		\$'000	\$'000	\$'000	\$'000	\$
Cash and cash equivalents		1,594	1,425	1,632	1,707	49,917
Trade and other receivables:						
- due from brokers - receivable for securities sold		-	-	2,545	722	-
- application monies		89	-	90	217	19,235
- dividends		782	956	5,926	6,373	7,579
- interest		3	5	9	8	162
- others		13	12	112	95	265
Financial assets at fair value through profit or loss	6	61,273	59,418	488,307	430,400	1,461,598
Total assets		63,754	61,816	498,621	439,522	1,538,756
Liabilities						
Bank overdraft & margin account		-	-	-	6	-
Trade and other payables:						
- due to brokers - payable for securities purchased		-	-	656	-	-
- redemptions		27	70	181	72	15,000
- others		1	1	8	2	15
Distribution payable		25	28	238	150	-
Responsible Entity - fee payable	9(c)	52	51	430	379	1,046
Financial liabilities at fair value through profit or loss	6	-	-	-	-	-
Total liabilities		105	150	1,513	609	16,061
Net assets attributable to unitholders - equity	7	63,649	61,666	497,108	438,913	1,522,695

The above Balance Sheets should be read in conjunction with the accompanying notes.

COLONIAL FIRST STATE - FIRSTCHOICE WHOLESALE INVESTMENT FUNDS

**BALANCE SHEETS
AS AT 30 JUNE 2024**

		Infinity SMID Australian Equity	Dexus Wholesale AREIT	
	Note	30/06/2024	30/06/2024	30/06/2023
Assets		\$	\$'000	\$'000
Cash and cash equivalents		55,215	145	1,370
Trade and other receivables:				
- due from brokers - receivable for securities sold		-	69	-
- application monies		7,877	-	26
- dividends		1,798	228	1,628
- interest		151	1	4
- others		782	3	18
Financial assets at fair value through profit or loss	6	1,431,676	13,489	89,576
Total assets		1,497,499	13,935	92,622
Liabilities				
Trade and other payables:				
- due to brokers - payable for securities purchased		-	48	20
- redemptions		-	1	3
- others		15	-	-
Responsible Entity - fee payable	9(c)	1,247	11	72
Total liabilities		1,262	60	95
Net assets attributable to unitholders - equity	7	1,496,237	13,875	92,527

The above Balance Sheets should be read in conjunction with the accompanying notes.

COLONIAL FIRST STATE - FIRSTCHOICE WHOLESALE INVESTMENT FUNDS

**STATEMENTS OF CHANGES IN EQUITY
FOR THE REPORTING PERIOD ENDED 30 JUNE 2024**

		CFS Wholesale Enhanced Index Growth		CFS Wholesale Index Global Bond		CFS Wholesale Index Australian Share	
	Note	30/06/2024 \$'000	30/06/2023 \$'000	30/06/2024 \$'000	30/06/2023 \$'000	30/06/2024 \$'000	30/06/2023 \$'000
Opening equity at the beginning of the period	7	573,486	483,848	44,202	44,343	632,582	568,861
Profit/(Loss) for the period		81,004	47,589	1,122	(700)	71,823	79,460
Other comprehensive income for the period		-	-	-	-	-	-
Total comprehensive income for the period		81,004	47,589	1,122	(700)	71,823	79,460
Transactions with unitholders in their capacity as owners							
Distribution to unitholders	5,7	(43,056)	(12,742)	(728)	(34)	(31,502)	(34,374)
Application of units	7	135,528	98,804	24,647	16,304	114,297	119,896
Redemption of units	7	(58,765)	(56,411)	(12,217)	(15,741)	(132,702)	(128,612)
Reinvestment during the period	7	41,781	12,398	665	30	25,487	27,351
Closing equity at the end of the period	7	729,978	573,486	57,691	44,202	679,985	632,582

The above Statements of Changes in Equity should be read in conjunction with the accompanying notes.

COLONIAL FIRST STATE - FIRSTCHOICE WHOLESALE INVESTMENT FUNDS

**STATEMENTS OF CHANGES IN EQUITY
FOR THE REPORTING PERIOD ENDED 30 JUNE 2024**

		CFS Wholesale Geared Index Australian Share		Daintree Wholesale Core Income		Martin Currie Wholesale Australia Equity Income	
	Note	30/06/2024 \$'000	30/06/2023 \$'000	30/06/2024 \$'000	30/06/2023 \$'000	30/06/2024 \$'000	30/06/2023 \$'000
Opening equity at the beginning of the period	7	86,422	28,704	95,567	99,111	311,387	279,652
Profit/(Loss) for the period		12,704	12,616	6,884	5,899	28,634	40,138
Other comprehensive income for the period		-	-	-	-	-	-
Total comprehensive income for the period		12,704	12,616	6,884	5,899	28,634	40,138
Transactions with unitholders in their capacity as owners							
Distribution to unitholders	5,7	(3,646)	(2,810)	(20,292)	(3,338)	(18,397)	(21,402)
Application of units	7	28,826	66,838	39,806	11,405	27,798	48,642
Redemption of units	7	(69,063)	(21,701)	(18,986)	(20,363)	(102,779)	(46,718)
Reinvestment during the period	7	3,564	2,775	17,924	2,853	10,175	11,075
Closing equity at the end of the period	7	58,807	86,422	120,903	95,567	256,818	311,387

The above Statements of Changes in Equity should be read in conjunction with the accompanying notes.

COLONIAL FIRST STATE - FIRSTCHOICE WHOLESALE INVESTMENT FUNDS

**STATEMENTS OF CHANGES IN EQUITY
FOR THE REPORTING PERIOD ENDED 30 JUNE 2024**

		Merlon Wholesale Australian Share Income		State Street Wholesale Australian Equity		Acadian Wholesale Australian Equity	
	Note	30/06/2024 \$'000	30/06/2023 \$'000	30/06/2024 \$'000	30/06/2023 \$'000	30/06/2024 \$'000	30/06/2023 \$'000
Opening equity at the beginning of the period	7	166,626	144,492	102,644	138,325	167,980	178,880
Profit/(Loss) for the period		12,341	25,113	(174)	9,445	17,773	24,401
Other comprehensive income for the period		-	-	-	-	-	-
Total comprehensive income for the period		12,341	25,113	(174)	9,445	17,773	24,401
Transactions with unitholders in their capacity as owners							
Distribution to unitholders	5,7	(13,394)	(6,764)	(3,373)	(5,374)	(4,687)	(7,477)
Application of units	7	18,692	25,589	2,376	5,810	8,031	28,964
Redemption of units	7	(37,520)	(28,419)	(32,133)	(50,841)	(133,892)	(64,188)
Reinvestment during the period	7	13,102	6,615	3,319	5,279	4,618	7,400
Closing equity at the end of the period	7	159,847	166,626	72,659	102,644	59,823	167,980

The above Statements of Changes in Equity should be read in conjunction with the accompanying notes.

COLONIAL FIRST STATE - FIRSTCHOICE WHOLESALE INVESTMENT FUNDS

**STATEMENTS OF CHANGES IN EQUITY
FOR THE REPORTING PERIOD ENDED 30 JUNE 2024**

		Airlie Wholesale Australian Share		Alphinity Wholesale Sustainable Share		Antares Wholesale Ex-20 Australian Equities
	Note	30/06/2024 \$'000	30/06/2023 \$'000	30/06/2024 \$'000	30/06/2023 \$'000	30/06/2024 \$
Opening equity at the beginning of the period	7	103,195	94,864	69,641	64,560	-
Profit/(Loss) for the period		11,086	10,958	7,578	7,753	(198,326)
Other comprehensive income for the period		-	-	-	-	-
Total comprehensive income for the period		11,086	10,958	7,578	7,753	(198,326)
Transactions with unitholders in their capacity as owners						
Distribution to unitholders	5,7	(10,889)	(5,127)	(1,682)	(2,194)	(1,747)
Application of units	7	29,406	8,801	6,893	13,337	8,032,428
Redemption of units	7	(16,010)	(11,300)	(22,927)	(15,939)	(661,546)
Reinvestment during the period	7	10,595	4,999	1,629	2,124	1,747
Closing equity at the end of the period	7	127,383	103,195	61,132	69,641	7,172,556

The above Statements of Changes in Equity should be read in conjunction with the accompanying notes.

COLONIAL FIRST STATE - FIRSTCHOICE WHOLESALE INVESTMENT FUNDS

**STATEMENTS OF CHANGES IN EQUITY
FOR THE REPORTING PERIOD ENDED 30 JUNE 2024**

		Ausbil Wholesale Active Sustainable Equity		Ausbil Wholesale Australian Active Equity		Bennelong Wholesale ex-20 Australian Equities	
	Note	30/06/2024 \$'000	30/06/2023 \$'000	30/06/2024 \$'000	30/06/2023 \$'000	30/06/2024 \$'000	30/06/2023 \$'000
Opening equity at the beginning of the period	7	45,948	45,788	630,840	506,082	805,010	885,265
Profit/(Loss) for the period		6,295	4,320	66,084	76,402	69,136	36,258
Other comprehensive income for the period		-	-	-	-	-	-
Total comprehensive income for the period		6,295	4,320	66,084	76,402	69,136	36,258
Transactions with unitholders in their capacity as owners							
Distribution to unitholders	5,7	(814)	(882)	(30,879)	(37,299)	(4,598)	(6,382)
Application of units	7	3,321	2,560	87,275	100,254	26,676	63,233
Redemption of units	7	(8,213)	(6,694)	(59,521)	(51,197)	(169,212)	(179,575)
Reinvestment during the period	7	790	856	30,314	36,598	4,463	6,211
Closing equity at the end of the period	7	47,327	45,948	724,113	630,840	731,475	805,010

The above Statements of Changes in Equity should be read in conjunction with the accompanying notes.

COLONIAL FIRST STATE - FIRSTCHOICE WHOLESALE INVESTMENT FUNDS

**STATEMENTS OF CHANGES IN EQUITY
FOR THE REPORTING PERIOD ENDED 30 JUNE 2024**

		DNR Capital Wholesale Australian Equities High Conviction		DNR Capital Wholesale Australian Equity Income		Fidelity Wholesale Australian Equities	
	Note	30/06/2024 \$'000	30/06/2023 \$'000	30/06/2024 \$'000	30/06/2023 \$'000	30/06/2024 \$'000	30/06/2023 \$'000
Opening equity at the beginning of the period	7	75,105	-	79,774	76,254	1,769,321	1,750,526
Profit/(Loss) for the period		10,254	(16)	6,472	8,307	114,212	230,991
Other comprehensive income for the period		-	-	-	-	-	-
Total comprehensive income for the period		10,254	(16)	6,472	8,307	114,212	230,991
Transactions with unitholders in their capacity as owners							
Distribution to unitholders	5,7	(5,307)	(352)	(3,664)	(3,596)	(112,396)	(103,895)
Application of units	7	113,915	76,729	19,407	3,966	88,751	111,287
Redemption of units	7	(7,267)	(1,606)	(13,434)	(8,681)	(252,832)	(319,479)
Reinvestment during the period	7	5,266	350	3,594	3,524	110,009	99,891
Closing equity at the end of the period	7	191,966	75,105	92,149	79,774	1,717,065	1,769,321

The above Statements of Changes in Equity should be read in conjunction with the accompanying notes.

COLONIAL FIRST STATE - FIRSTCHOICE WHOLESALE INVESTMENT FUNDS

**STATEMENTS OF CHANGES IN EQUITY
FOR THE REPORTING PERIOD ENDED 30 JUNE 2024**

		First Sentier Wholesale Concentrated Australian Share		First Sentier Wholesale Imputation		Investors Mutual Wholesale Australian Share	
	Note	30/06/2024 \$'000	30/06/2023 \$'000	30/06/2024 \$'000	30/06/2023 \$'000	30/06/2024 \$'000	30/06/2023 \$'000
Opening equity at the beginning of the period	7	899,183	821,184	977,773	892,930	900,289	968,110
Profit/(Loss) for the period		139,564	142,920	143,125	148,731	31,768	98,718
Other comprehensive income for the period		-	-	-	-	-	-
Total comprehensive income for the period		139,564	142,920	143,125	148,731	31,768	98,718
Transactions with unitholders in their capacity as owners							
Distribution to unitholders	5,7	(14,032)	(21,088)	(77,246)	(100,887)	(45,646)	(36,229)
Application of units	7	61,668	67,567	81,897	91,545	30,500	32,449
Redemption of units	7	(121,376)	(131,253)	(199,346)	(124,474)	(147,671)	(197,060)
Reinvestment during the period	7	13,363	19,853	53,066	69,928	44,503	34,301
Closing equity at the end of the period	7	978,370	899,183	979,269	977,773	813,743	900,289

The above Statements of Changes in Equity should be read in conjunction with the accompanying notes.

COLONIAL FIRST STATE - FIRSTCHOICE WHOLESALE INVESTMENT FUNDS

**STATEMENTS OF CHANGES IN EQUITY
FOR THE REPORTING PERIOD ENDED 30 JUNE 2024**

		Lazard Wholesale Select Australian Equity		Pendal Wholesale Australian Share		Pendal Wholesale Sustainable Australian Share	
	Note	30/06/2024 \$'000	30/06/2023 \$'000	30/06/2024 \$'000	30/06/2023 \$'000	30/06/2024 \$'000	30/06/2023 \$'000
Opening equity at the beginning of the period	7	351,827	323,625	313,894	298,494	93,467	91,551
Profit/(Loss) for the period		13,238	61,017	34,303	37,783	10,295	12,694
Other comprehensive income for the period		-	-	-	-	-	-
Total comprehensive income for the period		13,238	61,017	34,303	37,783	10,295	12,694
Transactions with unitholders in their capacity as owners							
Distribution to unitholders	5,7	(12,649)	(15,238)	(20,286)	(18,881)	(2,084)	(2,423)
Application of units	7	62,421	26,224	21,268	19,395	5,038	4,746
Redemption of units	7	(47,537)	(58,281)	(45,365)	(41,381)	(12,254)	(15,448)
Reinvestment during the period	7	12,058	14,480	19,906	18,484	2,019	2,347
Closing equity at the end of the period	7	379,358	351,827	323,720	313,894	96,481	93,467

The above Statements of Changes in Equity should be read in conjunction with the accompanying notes.

COLONIAL FIRST STATE - FIRSTCHOICE WHOLESALE INVESTMENT FUNDS

**STATEMENTS OF CHANGES IN EQUITY
FOR THE REPORTING PERIOD ENDED 30 JUNE 2024**

		Perennial Value Wholesale Australian Share		Perpetual Wholesale Australian Share		Perpetual Wholesale Industrial Share	
	Note	30/06/2024 \$'000	30/06/2023 \$'000	30/06/2024 \$'000	30/06/2023 \$'000	30/06/2024 \$'000	30/06/2023 \$'000
Opening equity at the beginning of the period	7	324,713	314,151	328,834	294,649	666,272	637,686
Profit/(Loss) for the period		25,195	44,218	17,469	40,869	110,187	98,470
Other comprehensive income for the period		-	-	-	-	-	-
Total comprehensive income for the period		25,195	44,218	17,469	40,869	110,187	98,470
Transactions with unitholders in their capacity as owners							
Distribution to unitholders	5,7	(31,272)	(20,928)	(18,793)	(13,409)	(41,147)	(67,224)
Application of units	7	11,639	12,635	11,779	26,815	13,842	15,994
Redemption of units	7	(38,768)	(46,021)	(52,629)	(33,354)	(87,263)	(84,342)
Reinvestment during the period	7	30,880	20,658	18,607	13,264	40,198	65,688
Closing equity at the end of the period	7	322,387	324,713	305,267	328,834	702,089	666,272

The above Statements of Changes in Equity should be read in conjunction with the accompanying notes.

COLONIAL FIRST STATE - FIRSTCHOICE WHOLESALE INVESTMENT FUNDS

**STATEMENTS OF CHANGES IN EQUITY
FOR THE REPORTING PERIOD ENDED 30 JUNE 2024**

		Realindex Wholesale Australian Share Value		Schroder Wholesale Australian Equity		Solaris Wholesale Core Australian Equity	
	Note	30/06/2024 \$'000	30/06/2023 \$'000	30/06/2024 \$'000	30/06/2023 \$'000	30/06/2024 \$'000	30/06/2023 \$'000
Opening equity at the beginning of the period	7	118,401	107,970	901,740	760,490	166,570	166,272
Profit/(Loss) for the period		14,381	16,073	80,362	101,892	21,877	21,022
Other comprehensive income for the period		-	-	-	-	-	-
Total comprehensive income for the period		14,381	16,073	80,362	101,892	21,877	21,022
Transactions with unitholders in their capacity as owners							
Distribution to unitholders	5,7	(5,064)	(5,633)	(70,242)	(44,875)	(11,529)	(12,035)
Application of units	7	21,475	20,236	159,095	109,178	14,499	15,843
Redemption of units	7	(22,675)	(25,307)	(72,012)	(69,077)	(28,660)	(36,231)
Reinvestment during the period	7	4,487	5,062	69,271	44,132	11,229	11,699
Closing equity at the end of the period	7	131,005	118,401	1,068,214	901,740	173,986	166,570

The above Statements of Changes in Equity should be read in conjunction with the accompanying notes.

COLONIAL FIRST STATE - FIRSTCHOICE WHOLESALE INVESTMENT FUNDS

**STATEMENTS OF CHANGES IN EQUITY
FOR THE REPORTING PERIOD ENDED 30 JUNE 2024**

		Ausbil Wholesale Australian Equity		WaveStone Wholesale Australian Share		Ausbil Wholesale Australian Emerging Leaders	
	Note	30/06/2024 \$'000	30/06/2023 \$'000	30/06/2024 \$'000	30/06/2023 \$'000	30/06/2024 \$'000	30/06/2023 \$'000
Opening equity at the beginning of the period	7	481,583	493,504	117,208	125,376	174,229	173,089
Profit/(Loss) for the period		29,068	48,202	11,474	18,116	14,104	20,836
Other comprehensive income for the period		-	-	-	-	-	-
Total comprehensive income for the period		29,068	48,202	11,474	18,116	14,104	20,836
Transactions with unitholders in their capacity as owners							
Distribution to unitholders	5,7	(36,517)	(23,723)	(4,564)	(7,363)	(12,797)	(11,295)
Application of units	7	7,034	13,163	4,378	4,407	12,628	8,823
Redemption of units	7	(76,318)	(72,211)	(23,137)	(30,478)	(24,973)	(28,231)
Reinvestment during the period	7	35,133	22,648	4,446	7,150	12,422	11,007
Closing equity at the end of the period	7	439,983	481,583	109,805	117,208	175,613	174,229

The above Statements of Changes in Equity should be read in conjunction with the accompanying notes.

COLONIAL FIRST STATE - FIRSTCHOICE WHOLESALE INVESTMENT FUNDS

**STATEMENTS OF CHANGES IN EQUITY
FOR THE REPORTING PERIOD ENDED 30 JUNE 2024**

		Celeste Wholesale Australian Small Companies		Eiger Wholesale Australian Small Companies		First Sentier Wholesale Australian Small Companies	
	Note	30/06/2024	30/06/2023	30/06/2024	30/06/2023	30/06/2024	30/06/2023
		\$'000	\$'000	\$'000	\$'000	\$'000	\$'000
Opening equity at the beginning of the period	7	98,505	96,542	31,041	6,145	648,297	758,139
Profit/(Loss) for the period		9,186	7,141	2,669	1,489	32,807	89,235
Other comprehensive income for the period		-	-	-	-	-	-
Total comprehensive income for the period		9,186	7,141	2,669	1,489	32,807	89,235
Transactions with unitholders in their capacity as owners							
Distribution to unitholders	5,7	(3,955)	(2,632)	-	(40)	(30,005)	(43,040)
Application of units	7	7,296	6,870	17,139	26,110	165,744	115,286
Redemption of units	7	(11,534)	(11,483)	(12,188)	(2,703)	(119,125)	(302,045)
Reinvestment during the period	7	3,145	2,067	-	40	19,535	30,722
Closing equity at the end of the period	7	102,643	98,505	38,661	31,041	717,253	648,297

The above Statements of Changes in Equity should be read in conjunction with the accompanying notes.

COLONIAL FIRST STATE - FIRSTCHOICE WHOLESALE INVESTMENT FUNDS

**STATEMENTS OF CHANGES IN EQUITY
FOR THE REPORTING PERIOD ENDED 30 JUNE 2024**

		OC Wholesale Premium Small Companies		Realindex Wholesale Australian Small Companies Value		Acadian Wholesale Australian Equity Long Short	
	Note	30/06/2024 \$'000	30/06/2023 \$'000	30/06/2024 \$'000	30/06/2023 \$'000	30/06/2024 \$'000	30/06/2023 \$'000
Opening equity at the beginning of the period	7	296,538	288,538	23,037	23,203	122,384	100,963
Profit/(Loss) for the period		39,084	43,458	2,971	2,321	22,440	15,055
Other comprehensive income for the period		-	-	-	-	-	-
Total comprehensive income for the period		39,084	43,458	2,971	2,321	22,440	15,055
Transactions with unitholders in their capacity as owners							
Distribution to unitholders	5,7	(5,847)	(10,932)	(712)	(1,006)	(4,962)	(5,627)
Application of units	7	25,902	18,688	2,291	2,976	28,573	22,325
Redemption of units	7	(40,855)	(53,901)	(5,608)	(5,343)	(20,390)	(15,260)
Reinvestment during the period	7	5,725	10,687	631	886	4,353	4,928
Closing equity at the end of the period	7	320,547	296,538	22,610	23,037	152,398	122,384

The above Statements of Changes in Equity should be read in conjunction with the accompanying notes.

COLONIAL FIRST STATE - FIRSTCHOICE WHOLESALE INVESTMENT FUNDS

**STATEMENTS OF CHANGES IN EQUITY
FOR THE REPORTING PERIOD ENDED 30 JUNE 2024**

		L1 Capital Wholesale Catalyst	First Sentier Wholesale Property Securities		Ironbark Wholesale Property Securities	
	Note	30/06/2024 \$	30/06/2024 \$'000	30/06/2023 \$'000	30/06/2024 \$'000	30/06/2023 \$'000
Opening equity at the beginning of the period	7	-	313,600	320,958	130,117	131,552
Profit/(Loss) for the period		359,062	79,032	23,319	39,353	7,211
Other comprehensive income for the period		-	-	-	-	-
Total comprehensive income for the period		359,062	79,032	23,319	39,353	7,211
Transactions with unitholders in their capacity as owners						
Distribution to unitholders	5,7	(347,743)	(7,683)	(8,089)	(4,589)	(2,361)
Application of units	7	12,526,120	14,281	14,030	104,741	8,379
Redemption of units	7	(3,775,059)	(50,346)	(42,650)	(44,813)	(16,968)
Reinvestment during the period	7	336,829	5,823	6,032	4,495	2,304
Closing equity at the end of the period	7	9,099,209	354,707	313,600	229,304	130,117

The above Statements of Changes in Equity should be read in conjunction with the accompanying notes.

COLONIAL FIRST STATE - FIRSTCHOICE WHOLESALE INVESTMENT FUNDS

**STATEMENTS OF CHANGES IN EQUITY
FOR THE REPORTING PERIOD ENDED 30 JUNE 2024**

		Martin Currie Wholesale Real Income		Pendal Wholesale Property Investment		Infinity Core Australian Equity
	Note	30/06/2024 \$'000	30/06/2023 \$'000	30/06/2024 \$'000	30/06/2023 \$'000	30/06/2024 \$
Opening equity at the beginning of the period	7	61,666	53,029	438,913	434,434	-
Profit/(Loss) for the period		189	2,467	98,686	33,561	8,477
Other comprehensive income for the period		-	-	-	-	-
Total comprehensive income for the period		189	2,467	98,686	33,561	8,477
Transactions with unitholders in their capacity as owners						
Distribution to unitholders	5,7	(3,574)	(2,834)	(30,512)	(23,675)	(1,653)
Application of units	7	11,358	14,666	32,481	51,178	1,789,188
Redemption of units	7	(9,470)	(8,395)	(72,503)	(79,898)	(274,970)
Reinvestment during the period	7	3,480	2,733	30,043	23,313	1,653
Closing equity at the end of the period	7	63,649	61,666	497,108	438,913	1,522,695

The above Statements of Changes in Equity should be read in conjunction with the accompanying notes.

COLONIAL FIRST STATE - FIRSTCHOICE WHOLESALE INVESTMENT FUNDS

**STATEMENTS OF CHANGES IN EQUITY
FOR THE REPORTING PERIOD ENDED 30 JUNE 2024**

		Infinity SMID Australian Equity	Dexus Wholesale AREIT	
	Note	30/06/2024 \$	30/06/2024 \$'000	30/06/2023 \$'000
Opening equity at the beginning of the period	7	-	92,527	99,369
Profit/(Loss) for the period		(21,607)	9,216	4,623
Other comprehensive income for the period		-	-	-
Total comprehensive income for the period		(21,607)	9,216	4,623
Transactions with unitholders in their capacity as owners				
Distribution to unitholders	5,7	(151)	(1,847)	(3,218)
Application of units	7	1,625,814	13,833	6,034
Redemption of units	7	(107,970)	(101,586)	(17,367)
Reinvestment during the period	7	151	1,732	3,086
Closing equity at the end of the period	7	1,496,237	13,875	92,527

The above Statements of Changes in Equity should be read in conjunction with the accompanying notes.

COLONIAL FIRST STATE - FIRSTCHOICE WHOLESALE INVESTMENT FUNDS

CASH FLOW STATEMENTS FOR THE REPORTING PERIOD ENDED 30 JUNE 2024

		CFS Wholesale Enhanced Index Growth		CFS Wholesale Index Global Bond		CFS Wholesale Index Australian Share	
	Note	1/07/2023 - 30/06/2024 \$'000	1/07/2022 - 30/06/2023 \$'000	1/07/2023 - 30/06/2024 \$'000	1/07/2022 - 30/06/2023 \$'000	1/07/2023 - 30/06/2024 \$'000	1/07/2022 - 30/06/2023 \$'000
Cash flows from operating activities							
Proceeds from sale of financial instruments at FVTPL*		106,053	85,004	3,760	8,361	50,610	53,870
Payments for purchase of financial instruments at FVTPL*		(176,026)	(129,234)	(16,160)	(8,789)	(25,350)	(38,030)
Interest received		143	69	9	3	45	33
Responsible Entity fee received/ (paid)		(763)	(761)	1	2	(1)	(4)
Other receipts/(payments)		2	1	1	(1)	7	1
Net cash (used in)/from operating activities	8(a)	(70,591)	(44,921)	(12,389)	(424)	25,311	15,870
Cash flows from financing activities							
Receipts from issue of units		135,324	99,099	24,883	16,065	114,017	120,137
Payment for redemption of units		(58,885)	(56,070)	(12,234)	(15,774)	(132,821)	(128,550)
Distributions paid		(393)	(431)	(1)	(67)	(6,229)	(10,400)
Net cash (used in)/from financing activities		76,046	42,598	12,648	224	(25,033)	(18,813)
Net movement in cash and cash equivalents		5,455	(2,323)	259	(200)	278	(2,943)
Add opening cash and cash equivalents brought forward		2,291	4,614	(22)	178	2,704	5,647
Closing cash and cash equivalents carried forward		7,746	2,291	237	(22)	2,982	2,704

There have been no inflows/outflows related to investing activities during the period.

Non-cash operating and financing activities are disclosed in part (b) under "Cash and Cash Equivalents" note to the financial statements. Non-cash financing and investing activities relating to the reinvestment of distributions are disclosed in the "Net Assets Attributable to Unitholders" note.

The above Cash Flow Statements should be read in conjunction with the accompanying notes.

* FVTPL - Fair Value through Profit and Loss

COLONIAL FIRST STATE - FIRSTCHOICE WHOLESALE INVESTMENT FUNDS

CASH FLOW STATEMENTS FOR THE REPORTING PERIOD ENDED 30 JUNE 2024

	CFS Wholesale Geared Index Australian Share		Daintree Wholesale Core Income		Martin Currie Wholesale Australia Equity Income	
Note	1/07/2023 - 30/06/2024 \$'000	1/07/2022 - 30/06/2023 \$'000	1/07/2023 - 30/06/2024 \$'000	1/07/2022 - 30/06/2023 \$'000	1/07/2023 - 30/06/2024 \$'000	1/07/2022 - 30/06/2023 \$'000
Cash flows from operating activities						
Proceeds from sale of financial instruments at FVTPL*	71,067	11,201	140,332	33,370	540,806	241,471
Payments for purchase of financial instruments at FVTPL*	(11,053)	(130,043)	(144,517)	(34,962)	(476,420)	(249,648)
Interest received	63	33	(252)	93	339	310
Dividends/distributions received	6,957	6,161	190	378	10,936	11,418
Responsible Entity fee received/ (paid)	(826)	(739)	(593)	(480)	(3,817)	(3,672)
Interest paid	(4,981)	(2,886)	(2)	-	(2)	-
Payment for brokerage costs	(17)	(2)	(19)	(1)	(371)	(11)
Other receipts/(payments)	(267)	(66)	1	(1)	(47)	(46)
Net cash (used in)/from operating activities 8(a)	60,943	(116,341)	(4,860)	(1,603)	71,424	(178)
Cash flows from financing activities						
Receipts from issue of units	28,959	66,923	39,795	11,405	27,880	48,647
Payment for redemption of units	(69,233)	(21,373)	(18,761)	(20,416)	(102,476)	(46,594)
Distributions paid	(35)	(14)	(687)	(471)	(8,898)	(13,196)
Additional loan	(20,000)	70,000	-	-	-	-
Net cash (used in)/from financing activities	(60,309)	115,536	20,347	(9,482)	(83,494)	(11,143)
Net movement in cash and cash equivalents	634	(805)	15,487	(11,085)	(12,070)	(11,321)
Effects of exchange rate changes	-	-	1	-	-	-
Add opening cash and cash equivalents brought forward	1,268	2,073	3,905	14,990	12,908	24,229
Closing cash and cash equivalents carried forward	1,902	1,268	19,393	3,905	838	12,908

There have been no inflows/outflows related to investing activities during the period.
Non-cash operating and financing activities are disclosed in part (b) under "Cash and Cash Equivalents" note to the financial statements. Non-cash financing and investing activities relating to the reinvestment of distributions are disclosed in the "Net Assets Attributable to Unitholders" note.

The above Cash Flow Statements should be read in conjunction with the accompanying notes.

* FVTPL - Fair Value through Profit and Loss

COLONIAL FIRST STATE - FIRSTCHOICE WHOLESALE INVESTMENT FUNDS

CASH FLOW STATEMENTS FOR THE REPORTING PERIOD ENDED 30 JUNE 2024

	Merlon Wholesale Australian Share Income		State Street Wholesale Australian Equity		Acadian Wholesale Australian Equity	
Note	1/07/2023 - 30/06/2024 \$'000	1/07/2022 - 30/06/2023 \$'000	1/07/2023 - 30/06/2024 \$'000	1/07/2022 - 30/06/2023 \$'000	1/07/2023 - 30/06/2024 \$'000	1/07/2022 - 30/06/2023 \$'000
Cash flows from operating activities						
Proceeds from sale of financial instruments at FVTPL*	107,876	101,729	72,142	76,189	164,950	123,360
Payments for purchase of financial instruments at FVTPL*	(91,032)	(99,918)	(45,659)	(37,205)	(44,381)	(96,696)
Interest received	189	112	39	40	55	39
Dividends/distributions received	6,903	8,307	4,402	6,631	5,774	9,241
Responsible Entity fee received/ (paid)	(1,890)	(1,826)	(875)	(1,244)	(1,047)	(1,468)
Interest paid	(16)	-	(2)	-	(3)	-
Payment for brokerage costs	(303)	(116)	(37)	(22)	(50)	(63)
Other receipts/(payments)	(4)	(25)	(14)	(21)	(15)	(24)
Net cash (used in)/from operating activities 8(a)	21,723	8,263	29,996	44,368	125,283	34,389
Cash flows from financing activities						
Receipts from issue of units	18,771	25,497	2,375	5,816	8,193	28,788
Payment for redemption of units	(37,342)	(28,506)	(32,373)	(50,582)	(133,882)	(64,219)
Distributions paid	(148)	(175)	(63)	(137)	(65)	(115)
Net cash (used in)/from financing activities	(18,719)	(3,184)	(30,061)	(44,903)	(125,754)	(35,546)
Net movement in cash and cash equivalents	3,004	5,079	(65)	(535)	(471)	(1,157)
Add opening cash and cash equivalents brought forward	6,705	1,626	1,054	1,589	1,327	2,484
Closing cash and cash equivalents carried forward	9,709	6,705	989	1,054	856	1,327

There have been no inflows/outflows related to investing activities during the period.
Non-cash operating and financing activities are disclosed in part (b) under "Cash and Cash Equivalents" note to the financial statements. Non-cash financing and investing activities relating to the reinvestment of distributions are disclosed in the "Net Assets Attributable to Unitholders" note.

The above Cash Flow Statements should be read in conjunction with the accompanying notes.

* FVTPL - Fair Value through Profit and Loss

COLONIAL FIRST STATE - FIRSTCHOICE WHOLESALE INVESTMENT FUNDS

CASH FLOW STATEMENTS FOR THE REPORTING PERIOD ENDED 30 JUNE 2024

	Airlie Wholesale Australian Share		Alphinity Wholesale Sustainable Share		Antares Wholesale Ex-20 Australian Equities
Note	1/07/2023 - 30/06/2024 \$'000	1/07/2022 - 30/06/2023 \$'000	1/07/2023 - 30/06/2024 \$'000	1/07/2022 - 30/06/2023 \$'000	12/07/2023 - 30/06/2024 \$
Cash flows from operating activities					
Proceeds from sale of financial instruments at FVTPL*	122,080	29,868	41,343	30,385	981,343
Payments for purchase of financial instruments at FVTPL*	(134,181)	(29,592)	(28,091)	(28,545)	(8,072,114)
Interest received	277	153	80	45	4,357
Dividends/distributions received	3,884	5,181	2,391	2,951	8,394
Responsible Entity fee received/ (paid)	(1,192)	(1,214)	(762)	(810)	(21,161)
Interest paid	(2)	-	(8)	-	1
Payment for brokerage costs	(178)	(37)	(81)	(32)	(13,401)
Other receipts/(payments)	12	(16)	(8)	(10)	(17)
Net cash (used in)/from operating activities 8(a)	(9,300)	4,343	14,864	3,984	(7,112,598)
Cash flows from financing activities					
Receipts from issue of units	29,172	8,800	6,913	13,322	8,024,891
Payment for redemption of units	(16,034)	(11,402)	(22,902)	(15,985)	(661,546)
Distributions paid	(192)	(229)	(47)	(88)	-
Net cash (used in)/from financing activities	12,946	(2,831)	(16,036)	(2,751)	7,363,345
Net movement in cash and cash equivalents	3,646	1,512	(1,172)	1,233	250,747
Add opening cash and cash equivalents brought forward	3,266	1,754	3,376	2,143	-
Closing cash and cash equivalents carried forward	6,912	3,266	2,204	3,376	250,747

There have been no inflows/outflows related to investing activities during the period. Non-cash operating and financing activities are disclosed in part (b) under "Cash and Cash Equivalents" note to the financial statements. Non-cash financing and investing activities relating to the reinvestment of distributions are disclosed in the "Net Assets Attributable to Unitholders" note.

The above Cash Flow Statements should be read in conjunction with the accompanying notes.

* FVTPL - Fair Value through Profit and Loss

COLONIAL FIRST STATE - FIRSTCHOICE WHOLESALE INVESTMENT FUNDS

CASH FLOW STATEMENTS FOR THE REPORTING PERIOD ENDED 30 JUNE 2024

	Ausbil Wholesale Active Sustainable Equity		Ausbil Wholesale Australian Active Equity		Bennelong Wholesale ex-20 Australian Equities	
Note	1/07/2023 - 30/06/2024 \$'000	1/07/2022 - 30/06/2023 \$'000	1/07/2023 - 30/06/2024 \$'000	1/07/2022 - 30/06/2023 \$'000	1/07/2023 - 30/06/2024 \$'000	1/07/2022 - 30/06/2023 \$'000
Cash flows from operating activities						
Proceeds from sale of financial instruments at FVTPL*	28,750	27,589	139,965	64,145	426,074	385,349
Payments for purchase of financial instruments at FVTPL*	(24,036)	(24,213)	(183,541)	(124,553)	(292,570)	(333,754)
Interest received	10	6	260	185	1,070	1,079
Dividends/distributions received	1,294	1,370	20,830	19,615	12,459	14,949
Responsible Entity fee received/ (paid)	(462)	(472)	(6,795)	(5,816)	(8,570)	(9,755)
Interest paid	(2)	-	(2)	-	(8)	-
Payment for brokerage costs	(48)	(11)	(413)	(73)	(1,465)	(764)
Other receipts/(payments)	(5)	(8)	(106)	(83)	(65)	(56)
Net cash (used in)/from operating activities 8(a)	5,501	4,261	(29,802)	(46,580)	136,925	57,048
Cash flows from financing activities						
Receipts from issue of units	3,334	2,555	86,982	101,214	26,954	62,856
Payment for redemption of units	(8,214)	(6,690)	(59,709)	(51,065)	(168,648)	(179,660)
Distributions paid	(24)	(75)	(699)	(893)	(140)	(1,688)
Net cash (used in)/from financing activities	(4,904)	(4,210)	26,574	49,256	(141,834)	(118,492)
Net movement in cash and cash equivalents	597	51	(3,228)	2,676	(4,909)	(61,444)
Add opening cash and cash equivalents brought forward	209	158	5,310	2,634	28,471	89,915
Closing cash and cash equivalents carried forward	806	209	2,082	5,310	23,562	28,471

There have been no inflows/outflows related to investing activities during the period. Non-cash operating and financing activities are disclosed in part (b) under "Cash and Cash Equivalents" note to the financial statements. Non-cash financing and investing activities relating to the reinvestment of distributions are disclosed in the "Net Assets Attributable to Unitholders" note.

The above Cash Flow Statements should be read in conjunction with the accompanying notes.

* FVTPL - Fair Value through Profit and Loss

COLONIAL FIRST STATE - FIRSTCHOICE WHOLESALE INVESTMENT FUNDS

CASH FLOW STATEMENTS FOR THE REPORTING PERIOD ENDED 30 JUNE 2024

	DNR Capital Wholesale Australian Equities High Conviction		DNR Capital Wholesale Australian Equity Income		Fidelity Wholesale Australian Equities	
Note	1/07/2023 - 30/06/2024 \$'000	13/09/2022 - 30/06/2023 \$'000	1/07/2023 - 30/06/2024 \$'000	1/07/2022 - 30/06/2023 \$'000	1/07/2023 - 30/06/2024 \$'000	1/07/2022 - 30/06/2023 \$'000
Cash flows from operating activities						
Proceeds from sale of financial instruments at FVTPL*	42,493	4,855	87,394	38,301	302,362	226,108
Payments for purchase of financial instruments at FVTPL*	(145,520)	(75,971)	(92,785)	(36,940)	(187,475)	(83,757)
Interest received	221	30	91	51	1,389	867
Dividends/distributions received	3,503	418	3,464	4,371	63,547	71,573
Responsible Entity fee received/ (paid)	(1,274)	(178)	(801)	(796)	(18,426)	(19,339)
Interest paid	(3)	-	(3)	-	(12)	-
Payment for brokerage costs	(131)	(5)	(108)	(48)	(389)	(151)
Other receipts/(payments)	(24)	(6)	(7)	(11)	(232)	(261)
Net cash (used in)/from operating activities 8(a)	(100,735)	(70,857)	(2,755)	4,928	160,764	195,040
Cash flows from financing activities						
Receipts from issue of units	114,357	76,073	19,368	4,073	89,000	113,156
Payment for redemption of units	(7,267)	(1,606)	(13,434)	(8,695)	(251,901)	(320,662)
Distributions paid	(14)	(1)	(68)	(93)	(2,503)	(5,911)
Net cash (used in)/from financing activities	107,076	74,466	5,866	(4,715)	(165,404)	(213,417)
Net movement in cash and cash equivalents	6,341	3,609	3,111	213	(4,640)	(18,377)
Effects of exchange rate changes	-	-	-	-	(8)	(21)
Add opening cash and cash equivalents brought forward	3,609	-	1,309	1,096	39,425	57,823
Closing cash and cash equivalents carried forward	9,950	3,609	4,420	1,309	34,777	39,425

There have been no inflows/outflows related to investing activities during the period.

Non-cash operating and financing activities are disclosed in part (b) under "Cash and Cash Equivalents" note to the financial statements. Non-cash financing and investing activities relating to the reinvestment of distributions are disclosed in the "Net Assets Attributable to Unitholders" note.

The above Cash Flow Statements should be read in conjunction with the accompanying notes.

* FVTPL - Fair Value through Profit and Loss

COLONIAL FIRST STATE - FIRSTCHOICE WHOLESALE INVESTMENT FUNDS

CASH FLOW STATEMENTS FOR THE REPORTING PERIOD ENDED 30 JUNE 2024

		First Sentier Wholesale Concentrated Australian Share		First Sentier Wholesale Imputation		Investors Mutual Wholesale Australian Share	
	Note	1/07/2023 - 30/06/2024 \$'000	1/07/2022 - 30/06/2023 \$'000	1/07/2023 - 30/06/2024 \$'000	1/07/2022 - 30/06/2023 \$'000	1/07/2023 - 30/06/2024 \$'000	1/07/2022 - 30/06/2023 \$'000
Cash flows from operating activities							
Proceeds from sale of financial instruments at FVTPL*		213,839	195,871	390,025	340,260	207,604	206,412
Payments for purchase of financial instruments at FVTPL*		(163,682)	(152,112)	(272,280)	(298,045)	(111,662)	(90,442)
Interest received		1,055	589	484	300	1,051	825
Dividends/distributions received		22,104	29,465	33,829	40,636	32,288	37,260
Responsible Entity fee received/ (paid)		(8,561)	(8,433)	(9,525)	(9,356)	(10,231)	(11,574)
Interest paid		(3)	-	(4)	-	(7)	-
Payment for brokerage costs		(470)	(203)	(1,056)	(410)	(633)	(400)
Other receipts/(payments)		73	(128)	(120)	(139)	(115)	(96)
Net cash (used in)/from operating activities	8(a)	64,355	65,049	141,353	73,246	118,295	141,985
Cash flows from financing activities							
Receipts from issue of units		61,616	68,003	81,887	91,664	30,556	32,709
Payment for redemption of units		(121,283)	(130,951)	(199,444)	(124,510)	(147,671)	(196,871)
Distributions paid		(721)	(1,789)	(27,427)	(39,004)	(864)	(3,910)
Net cash (used in)/from financing activities		(60,388)	(64,737)	(144,984)	(71,850)	(117,979)	(168,072)
Net movement in cash and cash equivalents		3,967	312	(3,631)	1,396	316	(26,087)
Add opening cash and cash equivalents brought forward		25,513	25,201	16,684	15,288	17,380	43,467
Closing cash and cash equivalents carried forward		29,480	25,513	13,053	16,684	17,696	17,380

There have been no inflows/outflows related to investing activities during the period. Non-cash operating and financing activities are disclosed in part (b) under "Cash and Cash Equivalents" note to the financial statements. Non-cash financing and investing activities relating to the reinvestment of distributions are disclosed in the "Net Assets Attributable to Unitholders" note.

The above Cash Flow Statements should be read in conjunction with the accompanying notes.

* FVTPL - Fair Value through Profit and Loss

COLONIAL FIRST STATE - FIRSTCHOICE WHOLESALE INVESTMENT FUNDS

CASH FLOW STATEMENTS FOR THE REPORTING PERIOD ENDED 30 JUNE 2024

	Lazard Wholesale Select Australian Equity		Pendal Wholesale Australian Share		Pendal Wholesale Sustainable Australian Share	
Note	1/07/2023 - 30/06/2024 \$'000	1/07/2022 - 30/06/2023 \$'000	1/07/2023 - 30/06/2024 \$'000	1/07/2022 - 30/06/2023 \$'000	1/07/2023 - 30/06/2024 \$'000	1/07/2022 - 30/06/2023 \$'000
Cash flows from operating activities						
Proceeds from sale of financial instruments at FVTPL*	176,015	158,165	73,419	68,915	35,369	41,652
Payments for purchase of financial instruments at FVTPL*	(199,798)	(137,988)	(61,582)	(50,092)	(31,192)	(33,179)
Interest received	99	60	260	190	90	61
Dividends/distributions received	13,738	14,885	10,992	12,772	3,004	3,150
Responsible Entity fee received/ (paid)	(3,674)	(3,403)	(3,215)	(3,071)	(948)	(958)
Interest paid	(13)	-	(1)	-	(1)	-
Payment for brokerage costs	(497)	(102)	(167)	(87)	(65)	(26)
Other receipts/(payments)	(56)	(52)	(30)	(29)	23	(3)
Net cash (used in)/from operating activities 8(a)	(14,186)	31,565	19,676	28,598	6,280	10,697
Cash flows from financing activities						
Receipts from issue of units	62,261	26,130	21,352	19,274	5,043	4,761
Payment for redemption of units	(47,619)	(58,322)	(45,443)	(41,392)	(12,146)	(15,447)
Distributions paid	(654)	(772)	(341)	(709)	(64)	(73)
Net cash (used in)/from financing activities	13,988	(32,964)	(24,432)	(22,827)	(7,167)	(10,759)
Net movement in cash and cash equivalents	(198)	(1,399)	(4,756)	5,771	(887)	(62)
Add opening cash and cash equivalents brought forward	1,489	2,888	10,300	4,529	3,041	3,103
Closing cash and cash equivalents carried forward	1,291	1,489	5,544	10,300	2,154	3,041

There have been no inflows/outflows related to investing activities during the period. Non-cash operating and financing activities are disclosed in part (b) under "Cash and Cash Equivalents" note to the financial statements. Non-cash financing and investing activities relating to the reinvestment of distributions are disclosed in the "Net Assets Attributable to Unitholders" note.

The above Cash Flow Statements should be read in conjunction with the accompanying notes.

* FVTPL - Fair Value through Profit and Loss

COLONIAL FIRST STATE - FIRSTCHOICE WHOLESALE INVESTMENT FUNDS

CASH FLOW STATEMENTS FOR THE REPORTING PERIOD ENDED 30 JUNE 2024

		Perennial Value Wholesale Australian Share		Perpetual Wholesale Australian Share		Perpetual Wholesale Industrial Share	
	Note	1/07/2023 - 30/06/2024 \$'000	1/07/2022 - 30/06/2023 \$'000	1/07/2023 - 30/06/2024 \$'000	1/07/2022 - 30/06/2023 \$'000	1/07/2023 - 30/06/2024 \$'000	1/07/2022 - 30/06/2023 \$'000
Cash flows from operating activities							
Proceeds from sale of financial instruments at FVTPL*		321,417	258,093	254,042	148,374	346,914	461,574
Payments for purchase of financial instruments at FVTPL*		(307,637)	(233,322)	(203,399)	(162,549)	(310,624)	(427,369)
Interest received		1,137	782	379	186	1,317	1,016
Dividends/distributions received		10,785	12,600	10,908	11,670	21,485	22,487
Responsible Entity fee received/ (paid)		(3,246)	(3,310)	(3,807)	(3,914)	(8,097)	(8,198)
Interest paid		(3)	-	(5)	(3)	(6)	(2)
Payment for brokerage costs		(1,149)	(461)	(599)	(179)	(729)	(546)
Other receipts/(payments)		9	(47)	(2)	30	(24)	57
Net cash (used in)/from operating activities	8(a)	21,313	34,335	57,517	(6,385)	50,236	49,019
Cash flows from financing activities							
Receipts from issue of units		11,527	12,884	11,764	26,796	13,952	15,781
Payment for redemption of units		(38,813)	(46,024)	(52,471)	(33,312)	(87,266)	(84,563)
Distributions paid		(242)	(580)	(140)	(470)	(1,207)	(1,820)
Net cash (used in)/from financing activities		(27,528)	(33,720)	(40,847)	(6,986)	(74,521)	(70,602)
Net movement in cash and cash equivalents		(6,215)	615	16,670	(13,371)	(24,285)	(21,583)
Effects of exchange rate changes		-	-	5	-	1	-
Add opening cash and cash equivalents brought forward		24,725	24,110	3,532	16,903	44,934	66,517
Closing cash and cash equivalents carried forward		18,510	24,725	20,207	3,532	20,650	44,934

There have been no inflows/outflows related to investing activities during the period.

Non-cash operating and financing activities are disclosed in part (b) under "Cash and Cash Equivalents" note to the financial statements. Non-cash financing and investing activities relating to the reinvestment of distributions are disclosed in the "Net Assets Attributable to Unitholders" note.

The above Cash Flow Statements should be read in conjunction with the accompanying notes.

* FVTPL - Fair Value through Profit and Loss

COLONIAL FIRST STATE - FIRSTCHOICE WHOLESALE INVESTMENT FUNDS

CASH FLOW STATEMENTS FOR THE REPORTING PERIOD ENDED 30 JUNE 2024

	Realindex Wholesale Australian Share Value		Schroder Wholesale Australian Equity		Solaris Wholesale Core Australian Equity	
Note	1/07/2023 - 30/06/2024 \$'000	1/07/2022 - 30/06/2023 \$'000	1/07/2023 - 30/06/2024 \$'000	1/07/2022 - 30/06/2023 \$'000	1/07/2023 - 30/06/2024 \$'000	1/07/2022 - 30/06/2023 \$'000
Cash flows from operating activities						
Proceeds from sale of financial instruments at FVTPL*	9,770	13,030	161,120	93,047	72,557	81,474
Payments for purchase of financial instruments at FVTPL*	(7,680)	(7,230)	(237,986)	(157,893)	(62,872)	(68,926)
Interest received	9	7	1,502	611	111	67
Dividends/distributions received	-	-	38,216	38,482	6,272	7,165
Responsible Entity fee received/ (paid)	(314)	(293)	(10,123)	(8,474)	(1,710)	(1,749)
Interest paid	-	-	-	-	(4)	-
Payment for brokerage costs	-	-	(624)	(152)	(193)	(108)
Other receipts/(payments)	1	-	(110)	(122)	(15)	(21)
Net cash (used in)/from operating activities 8(a)	1,786	5,514	(48,005)	(34,501)	14,146	17,902
Cash flows from financing activities						
Receipts from issue of units	21,627	20,116	158,687	109,410	14,418	15,840
Payment for redemption of units	(22,761)	(25,363)	(71,824)	(69,094)	(28,779)	(36,199)
Distributions paid	(579)	(3,634)	(867)	(1,349)	(272)	(396)
Net cash (used in)/from financing activities	(1,713)	(8,881)	85,996	38,967	(14,633)	(20,755)
Net movement in cash and cash equivalents	73	(3,367)	37,991	4,466	(487)	(2,853)
Add opening cash and cash equivalents brought forward	317	3,684	19,820	15,354	3,221	6,074
Closing cash and cash equivalents carried forward	390	317	57,811	19,820	2,734	3,221

There have been no inflows/outflows related to investing activities during the period. Non-cash operating and financing activities are disclosed in part (b) under "Cash and Cash Equivalents" note to the financial statements. Non-cash financing and investing activities relating to the reinvestment of distributions are disclosed in the "Net Assets Attributable to Unitholders" note.

The above Cash Flow Statements should be read in conjunction with the accompanying notes.

* FVTPL - Fair Value through Profit and Loss

COLONIAL FIRST STATE - FIRSTCHOICE WHOLESALE INVESTMENT FUNDS

CASH FLOW STATEMENTS FOR THE REPORTING PERIOD ENDED 30 JUNE 2024

	Ausbil Wholesale Australian Equity		WaveStone Wholesale Australian Share		Ausbil Wholesale Australian Emerging Leaders	
Note	1/07/2023 - 30/06/2024 \$'000	1/07/2022 - 30/06/2023 \$'000	1/07/2023 - 30/06/2024 \$'000	1/07/2022 - 30/06/2023 \$'000	1/07/2023 - 30/06/2024 \$'000	1/07/2022 - 30/06/2023 \$'000
Cash flows from operating activities						
Proceeds from sale of financial instruments at FVTPL*	435,866	373,031	30,529	43,337	178,182	214,756
Payments for purchase of financial instruments at FVTPL*	(389,974)	(324,744)	(15,254)	(19,823)	(171,702)	(198,572)
Interest received	760	369	165	102	207	72
Dividends/distributions received	15,536	18,095	3,660	4,616	3,681	5,249
Responsible Entity fee received/ (paid)	(4,501)	(4,694)	(1,132)	(1,231)	(1,914)	(2,004)
Interest paid	(10)	-	(1)	-	(1)	-
Payment for brokerage costs	(450)	(300)	(86)	(79)	(427)	(240)
Other receipts/(payments)	(59)	(70)	(14)	(18)	5	(25)
Net cash (used in)/from operating activities 8(a)	57,168	61,687	17,867	26,904	8,031	19,236
Cash flows from financing activities						
Receipts from issue of units	7,061	13,147	4,407	4,527	12,568	8,855
Payment for redemption of units	(76,104)	(72,066)	(23,157)	(30,668)	(25,092)	(28,178)
Distributions paid	(1,181)	(1,629)	(161)	(458)	(142)	(464)
Net cash (used in)/from financing activities	(70,224)	(60,548)	(18,911)	(26,599)	(12,666)	(19,787)
Net movement in cash and cash equivalents	(13,056)	1,139	(1,044)	305	(4,635)	(551)
Add opening cash and cash equivalents brought forward	13,084	11,945	4,407	4,102	6,645	7,196
Closing cash and cash equivalents carried forward	28	13,084	3,363	4,407	2,010	6,645

There have been no inflows/outflows related to investing activities during the period.
Non-cash operating and financing activities are disclosed in part (b) under "Cash and Cash Equivalents" note to the financial statements. Non-cash financing and investing activities relating to the reinvestment of distributions are disclosed in the "Net Assets Attributable to Unitholders" note.

The above Cash Flow Statements should be read in conjunction with the accompanying notes.

* FVTPL - Fair Value through Profit and Loss

COLONIAL FIRST STATE - FIRSTCHOICE WHOLESALE INVESTMENT FUNDS

CASH FLOW STATEMENTS FOR THE REPORTING PERIOD ENDED 30 JUNE 2024

	Celeste Wholesale Australian Small Companies		Eiger Wholesale Australian Small Companies		First Sentier Wholesale Australian Small Companies	
Note	1/07/2023 - 30/06/2024 \$'000	1/07/2022 - 30/06/2023 \$'000	1/07/2023 - 30/06/2024 \$'000	1/07/2022 - 30/06/2023 \$'000	1/07/2023 - 30/06/2024 \$'000	1/07/2022 - 30/06/2023 \$'000
Cash flows from operating activities						
Proceeds from sale of financial instruments at FVTPL*	51,619	35,024	22,615	9,616	169,307	431,951
Payments for purchase of financial instruments at FVTPL*	(53,256)	(30,031)	(26,935)	(31,271)	(215,385)	(251,759)
Interest received	254	185	132	55	1,221	896
Dividends/distributions received	2,574	3,423	550	355	18,204	25,042
Responsible Entity fee received/ (paid)	(1,029)	(1,033)	(766)	(441)	(7,510)	(9,412)
Interest paid	(1)	-	(1)	-	-	-
Payment for brokerage costs	(319)	(104)	(80)	(15)	(663)	(293)
Other receipts/(payments)	5	(14)	(5)	(2)	(72)	(123)
Net cash (used in)/from operating activities 8(a)	(153)	7,450	(4,490)	(21,703)	(34,898)	196,302
Cash flows from financing activities						
Receipts from issue of units	7,301	6,847	17,239	26,012	165,674	115,374
Payment for redemption of units	(11,594)	(11,607)	(12,099)	(2,703)	(118,875)	(301,918)
Distributions paid	(451)	(883)	-	-	(3,605)	(21,341)
Net cash (used in)/from financing activities	(4,744)	(5,643)	5,140	23,309	43,194	(207,885)
Net movement in cash and cash equivalents	(4,897)	1,807	650	1,606	8,296	(11,583)
Add opening cash and cash equivalents brought forward	9,033	7,226	2,518	912	25,894	37,477
Closing cash and cash equivalents carried forward	4,136	9,033	3,168	2,518	34,190	25,894

There have been no inflows/outflows related to investing activities during the period. Non-cash operating and financing activities are disclosed in part (b) under "Cash and Cash Equivalents" note to the financial statements. Non-cash financing and investing activities relating to the reinvestment of distributions are disclosed in the "Net Assets Attributable to Unitholders" note.

The above Cash Flow Statements should be read in conjunction with the accompanying notes.

* FVTPL - Fair Value through Profit and Loss

COLONIAL FIRST STATE - FIRSTCHOICE WHOLESALE INVESTMENT FUNDS

CASH FLOW STATEMENTS FOR THE REPORTING PERIOD ENDED 30 JUNE 2024

	OC Wholesale Premium Small Companies		Realindex Wholesale Australian Small Companies Value		Acadian Wholesale Australian Equity Long Short	
Note	1/07/2023 - 30/06/2024 \$'000	1/07/2022 - 30/06/2023 \$'000	1/07/2023 - 30/06/2024 \$'000	1/07/2022 - 30/06/2023 \$'000	1/07/2023 - 30/06/2024 \$'000	1/07/2022 - 30/06/2023 \$'000
Cash flows from operating activities						
Proceeds from sale of financial instruments at FVTPL*	167,713	189,206	4,265	3,820	149,499	125,129
Payments for purchase of financial instruments at FVTPL*	(127,875)	(176,586)	(805)	(1,330)	(159,458)	(134,979)
Interest received	970	999	2	1	1,778	-
Dividends/distributions received	6,702	9,786	-	-	5,816	7,324
Responsible Entity fee received/ (paid)	(8,335)	(8,484)	(50)	(53)	(1,519)	(1,282)
Interest paid	(2)	-	-	-	(1,894)	(147)
Payment for brokerage costs	(621)	(374)	-	-	(77)	(56)
Other receipts/(payments)	(12)	(42)	(1)	-	(1,308)	(1,134)
Net cash (used in)/from operating activities 8(a)	38,540	14,505	3,411	2,438	(7,163)	(5,145)
Cash flows from financing activities						
Receipts from issue of units	25,652	18,706	2,291	2,975	28,482	22,327
Payment for redemption of units	(40,891)	(54,029)	(5,629)	(5,312)	(20,372)	(15,440)
Distributions paid	(72)	(613)	(93)	(268)	(689)	(1,064)
Net cash (used in)/from financing activities	(15,311)	(35,936)	(3,431)	(2,605)	7,421	5,823
Net movement in cash and cash equivalents	23,229	(21,431)	(20)	(167)	258	678
Add opening cash and cash equivalents brought forward	28,787	50,218	87	254	1,967	1,289
Closing cash and cash equivalents carried forward	52,016	28,787	67	87	2,225	1,967

There have been no inflows/outflows related to investing activities during the period. Non-cash operating and financing activities are disclosed in part (b) under "Cash and Cash Equivalents" note to the financial statements. Non-cash financing and investing activities relating to the reinvestment of distributions are disclosed in the "Net Assets Attributable to Unitholders" note.

The above Cash Flow Statements should be read in conjunction with the accompanying notes.

* FVTPL - Fair Value through Profit and Loss

COLONIAL FIRST STATE - FIRSTCHOICE WHOLESALE INVESTMENT FUNDS

CASH FLOW STATEMENTS FOR THE REPORTING PERIOD ENDED 30 JUNE 2024

	L1 Capital Wholesale Catalyst	First Sentier Wholesale Property Securities		Ironbark Wholesale Property Securities	
Note	12/07/2023 - 30/06/2024 \$	1/07/2023 - 30/06/2024 \$'000	1/07/2022 - 30/06/2023 \$'000	1/07/2023 - 30/06/2024 \$'000	1/07/2022 - 30/06/2023 \$'000
Cash flows from operating activities					
Proceeds from sale of financial instruments at FVTPL*	4,626,335	42,578	44,199	155,049	77,587
Payments for purchase of financial instruments at FVTPL*	(13,276,338)	(14,817)	(23,245)	(219,321)	(73,228)
Interest received	9,931	68	50	43	33
Dividends/distributions received	153,433	13,048	14,124	7,046	5,014
Responsible Entity fee received/ (paid)	(144,392)	(2,656)	(2,597)	(1,474)	(1,072)
Interest paid	(2,059)	(3)	-	(9)	-
Payment for brokerage costs	(13,180)	(39)	(28)	(144)	(35)
Other receipts/(payments)	(110)	(63)	(57)	(54)	(22)
Net cash (used in)/from operating activities 8(a)	(8,646,380)	38,116	32,446	(58,864)	8,277
Cash flows from financing activities					
Receipts from issue of units	12,512,079	14,175	13,998	104,651	8,431
Payment for redemption of units	(3,775,059)	(50,378)	(42,569)	(44,950)	(16,936)
Distributions paid	-	(1,860)	(2,850)	(87)	(86)
Net cash (used in)/from financing activities	8,737,020	(38,063)	(31,421)	59,614	(8,591)
Net movement in cash and cash equivalents	90,640	53	1,025	750	(314)
Effects of exchange rate changes	-	-	-	(2)	-
Add opening cash and cash equivalents brought forward	-	1,206	181	500	814
Closing cash and cash equivalents carried forward	90,640	1,259	1,206	1,248	500

There have been no inflows/outflows related to investing activities during the period. Non-cash operating and financing activities are disclosed in part (b) under "Cash and Cash Equivalents" note to the financial statements. Non-cash financing and investing activities relating to the reinvestment of distributions are disclosed in the "Net Assets Attributable to Unitholders" note.

The above Cash Flow Statements should be read in conjunction with the accompanying notes.

* FVTPL - Fair Value through Profit and Loss

COLONIAL FIRST STATE - FIRSTCHOICE WHOLESALE INVESTMENT FUNDS

CASH FLOW STATEMENTS FOR THE REPORTING PERIOD ENDED 30 JUNE 2024

	Martin Currie Wholesale Real Income		Pendal Wholesale Property Investment		Infinity Core Australian Equity
Note	1/07/2023 - 30/06/2024 \$'000	1/07/2022 - 30/06/2023 \$'000	1/07/2023 - 30/06/2024 \$'000	1/07/2022 - 30/06/2023 \$'000	12/07/2023 - 30/06/2024 \$
Cash flows from operating activities					
Proceeds from sale of financial instruments at FVTPL*	12,400	15,673	125,258	127,706	34,253
Payments for purchase of financial instruments at FVTPL*	(16,748)	(22,991)	(97,969)	(125,518)	(1,489,762)
Interest received	45	26	264	171	1,338
Dividends/distributions received	3,480	2,909	17,947	18,600	118
Responsible Entity fee received/ (paid)	(627)	(568)	(4,996)	(4,750)	(3,509)
Interest paid	-	-	(4)	-	(1)
Payment for brokerage costs	(32)	(16)	(345)	(186)	(2,296)
Other receipts/(payments)	(10)	(14)	(58)	(60)	(207)
Net cash (used in)/from operating activities 8(a)	(1,492)	(4,981)	40,097	15,963	(1,460,066)
Cash flows from financing activities					
Receipts from issue of units	11,269	14,731	32,608	51,349	1,769,953
Payment for redemption of units	(9,513)	(8,369)	(72,393)	(79,868)	(259,970)
Distributions paid	(97)	(115)	(381)	(432)	-
Net cash (used in)/from financing activities	1,659	6,247	(40,166)	(28,951)	1,509,983
Net movement in cash and cash equivalents	167	1,266	(69)	(12,988)	49,917
Effects of exchange rate changes	2	-	-	-	-
Add opening cash and cash equivalents brought forward	1,425	159	1,701	14,689	-
Closing cash and cash equivalents carried forward	1,594	1,425	1,632	1,701	49,917

There have been no inflows/outflows related to investing activities during the period.

Non-cash operating and financing activities are disclosed in part (b) under "Cash and Cash Equivalents" note to the financial statements. Non-cash financing and investing activities relating to the reinvestment of distributions are disclosed in the "Net Assets Attributable to Unitholders" note.

The above Cash Flow Statements should be read in conjunction with the accompanying notes.

* FVTPL - Fair Value through Profit and Loss

COLONIAL FIRST STATE - FIRSTCHOICE WHOLESALE INVESTMENT FUNDS

**CASH FLOW STATEMENTS
FOR THE REPORTING PERIOD ENDED 30 JUNE 2024**

	Infinity SMID Australian Equity	Dexus Wholesale AREIT	
Note	12/07/2023 - 30/06/2024 \$	1/07/2023 - 30/06/2024 \$'000	1/07/2022 - 30/06/2023 \$'000
Cash flows from operating activities			
Proceeds from sale of financial instruments at FVTPL*	92,907	106,077	20,340
Payments for purchase of financial instruments at FVTPL*	(1,539,018)	(21,727)	(12,634)
Interest received	1,010	41	37
Dividends/distributions received	4,088	2,775	5,081
Responsible Entity fee received/ (paid)	(11,026)	(499)	(934)
Interest paid	(1)	-	-
Payment for brokerage costs	(2,509)	(47)	(23)
Other receipts/(payments)	(203)	-	(14)
Net cash (used in)/from operating activities 8(a)	(1,454,752)	86,620	11,853
Cash flows from financing activities			
Receipts from issue of units	1,617,937	13,859	6,008
Payment for redemption of units	(107,970)	(101,588)	(17,515)
Distributions paid	-	(116)	(132)
Net cash (used in)/from financing activities	1,509,967	(87,845)	(11,639)
Net movement in cash and cash equivalents	55,215	(1,225)	214
Add opening cash and cash equivalents brought forward	-	1,370	1,156
Closing cash and cash equivalents carried forward	55,215	145	1,370

There have been no inflows/outflows related to investing activities during the period. Non-cash operating and financing activities are disclosed in part (b) under "Cash and Cash Equivalents" note to the financial statements. Non-cash financing and investing activities relating to the reinvestment of distributions are disclosed in the "Net Assets Attributable to Unitholders" note.

The above Cash Flow Statements should be read in conjunction with the accompanying notes.

* FVTPL - Fair Value through Profit and Loss

COLONIAL FIRST STATE - FIRSTCHOICE WHOLESALE INVESTMENT FUNDS

NOTES TO THE FINANCIAL STATEMENTS FOR THE REPORTING PERIOD ENDED 30 JUNE 2024

1. GENERAL INFORMATION

The Funds covered in this Financial Report and their dates of Constitution and Registration with the Australian Securities & Investments Commission (ASIC) are as follows:

Name of Fund	Also referred to in this report as	Date of Constitution	Date of Registration
Colonial First State Diversified Fund 9	CFS Wholesale Enhanced Index Growth (formerly Colonial First State Wholesale Enhanced Index Growth)	17/01/2006	24/01/2006
Colonial First State Investment Fund 69	CFS Wholesale Index Global Bond (formerly Colonial First State Wholesale Index Global Bond)	6/02/2018	5/03/2018
Colonial First State - FirstChoice Wholesale Investments - Australian Share Fund 20	CFS Wholesale Index Australian Share (formerly Colonial First State Wholesale Index Australian Share)	7/06/2004	15/06/2004
Colonial First State Investment Fund 116	CFS Wholesale Geared Index Australian Share (formerly Colonial First State Wholesale Geared Index Australian Share)	29/06/2021	13/08/2021
Colonial First State Wholesale Enhanced Yield Fund	Daintree Wholesale Core Income (formerly First Sentier Wholesale Target Return Income)	4/02/2005	15/02/2005
Colonial First State Global Asset Management Equity Trust 2	Martin Currie Wholesale Australia Equity Income (formerly First Sentier Wholesale Equity Income)	20/12/2007	25/01/2008
Colonial First State Specialist Fund 18	Merlon Wholesale Australian Share Income	2/02/2007	16/02/2007
Colonial First State Australian Shares Fund 5	State Street Wholesale Australian Equity	11/03/2002	27/03/2002
Colonial First State Australian Share Fund 23	Acadian Wholesale Australian Equity	20/09/2005	11/10/2005

COLONIAL FIRST STATE - FIRSTCHOICE WHOLESALE INVESTMENT FUNDS

NOTES TO THE FINANCIAL STATEMENTS FOR THE REPORTING PERIOD ENDED 30 JUNE 2024

1. GENERAL INFORMATION (continued)

Name of Fund	Also referred to in this report as	Date of Constitution	Date of Registration
Colonial First State Australian Shares Fund 8	Airlie Wholesale Australian Share (formerly Maple-Brown Abbott Wholesale Australian Share)	11/03/2002	27/03/2002
Colonial First State Australian Shares Fund 34	Alphinity Wholesale Sustainable Share	8/02/2016	26/02/2016
Colonial First State Investment Fund 180	Antares Wholesale Ex-20 Australian Equities	31/05/2023	12/07/2023
Colonial First State Australian Shares Fund 3	Ausbil Wholesale Active Sustainable Equity	11/03/2002	27/03/2002
Colonial First State Australian Shares Fund 6	Ausbil Wholesale Australian Active Equity	11/03/2002	27/03/2002
Colonial First State Investment Fund 13	Bennelong Wholesale ex-20 Australian Equities	26/02/2015	12/03/2015
Colonial First State Investment Fund 136	DNR Capital Wholesale Australian Equities High Conviction	19/08/2022	13/09/2022
Colonial First State Australian Share Fund 12	DNR Capital Wholesale Australian Equity Income (formerly Tyndall Wholesale Australian Share Income)	2/10/2002	4/11/2002
Colonial First State Australian Share Fund 24	Fidelity Wholesale Australian Equities	17/01/2006	24/01/2006
Colonial First State Wholesale Leaders Fund	First Sentier Wholesale Concentrated Australian Share	11/05/1999	9/06/1999
Colonial First State Wholesale Imputation Fund	First Sentier Wholesale Imputation	11/05/1999	9/06/1999
Colonial First State Australian Share Fund 14	Investors Mutual Wholesale Australian Share	25/02/2004	11/03/2004
Colonial First State Australian Share Fund 13	Lazard Wholesale Select Australian Equity	17/12/2002	16/01/2003
Colonial First State Australian Shares Fund 10	Pendal Wholesale Australian Share	11/03/2002	27/03/2002

COLONIAL FIRST STATE - FIRSTCHOICE WHOLESALE INVESTMENT FUNDS

NOTES TO THE FINANCIAL STATEMENTS FOR THE REPORTING PERIOD ENDED 30 JUNE 2024

1. GENERAL INFORMATION (continued)

Name of Fund	Also referred to in this report as	Date of Constitution	Date of Registration
Colonial First State Australian Share Fund 31	Pendal Wholesale Sustainable Australian Share	15/04/2004	22/04/2004
Colonial First State Australian Share Fund 17	Perennial Value Wholesale Australian Share	25/02/2004	11/03/2004
Colonial First State Australian Shares Fund 11	Perpetual Wholesale Australian Share	11/03/2002	27/03/2002
Colonial First State Australian Shares Fund 4	Perpetual Wholesale Industrial Share	11/03/2002	27/03/2002
Colonial First State - FirstChoice Wholesale Investments - Australian Share Fund 26	Realindex Wholesale Australian Share Value	25/08/2008	8/09/2008
Colonial First State Australian Shares Fund 9	Schroder Wholesale Australian Equity	11/03/2002	27/03/2002
Colonial First State Australian Share Fund 15	Solaris Wholesale Core Australian Equity	25/02/2004	11/03/2004
Colonial First State Wholesale Australian Share Fund - Core	Ausbil Wholesale Australian Equity (formerly T. Rowe Price Wholesale Australian Equity)	14/04/1993	2/03/2000
Colonial First State Australian Share Fund 16	WaveStone Wholesale Australian Share	25/02/2004	11/03/2004
Colonial First State Small Companies Fund 8	Ausbil Wholesale Australian Emerging Leaders	19/04/2005	4/05/2005
Colonial First State Small Companies Fund 7	Celeste Wholesale Australian Small Companies	19/04/2005	4/05/2005
Colonial First State Investment Fund 112	Eiger Wholesale Australian Small Companies	29/06/2021	13/08/2021
Colonial First State Wholesale Small Companies Fund - Core	First Sentier Wholesale Australian Small Companies	24/05/1988	7/10/1999
Colonial First State Small Companies Fund 12	OC Wholesale Premium Small Companies	26/02/2015	12/03/2015

COLONIAL FIRST STATE - FIRSTCHOICE WHOLESALE INVESTMENT FUNDS

NOTES TO THE FINANCIAL STATEMENTS FOR THE REPORTING PERIOD ENDED 30 JUNE 2024

1. GENERAL INFORMATION (continued)

Name of Fund	Also referred to in this report as	Date of Constitution	Date of Registration
Colonial First State - FirstChoice Wholesale Investments - Small Companies Fund 10	Realindex Wholesale Australian Small Companies Value	25/08/2008	8/09/2008
Colonial First State Specialist Fund 9	Acadian Wholesale Australian Equity Long Short	7/11/2005	18/11/2005
Colonial First State Investment Fund 182	L1 Capital Wholesale Catalyst	31/05/2023	12/07/2023
Colonial First State Wholesale Property Securities Fund	First Sentier Wholesale Property Securities	11/05/1999	9/06/1999
Colonial First State Property Fund 6	Ironbark Wholesale Property Securities	15/07/2002	29/07/2002
Colonial First State Australian Infrastructure Fund 1	Martin Currie Wholesale Real Income	14/02/2007	23/02/2007
Colonial First State Property Fund 2	Pendal Wholesale Property Investment	11/03/2002	27/03/2002
Colonial First State Investment Fund 190	Infinity Core Australian Equity	31/05/2023	12/07/2023
Colonial First State Investment Fund 191	Infinity SMID Australian Equity	31/05/2023	12/07/2023
Colonial First State Property Securities Fund 8	Dexus Wholesale AREIT (formerly APN Wholesale AREIT)	30/08/2004	9/09/2004

The Responsible Entity of the Funds is Colonial First State Investments Limited (the Responsible Entity).

The Responsible Entity is incorporated and domiciled in Australia and has its registered office at Level 15, 400 George Street, Sydney, New South Wales, 2000.

The principal activities of the Funds are to invest in accordance with the investment objectives and guidelines as set out in the current Product Disclosure Statements and their Constitutions.

Please refer to the current Product Disclosure Statements for more information.

The Financial Report was authorised for issue by the Directors of the Responsible Entity on 17 September 2024. The Directors of the Responsible Entity have the power to amend and reissue the financial statements.

**NOTES TO THE FINANCIAL STATEMENTS
FOR THE REPORTING PERIOD ENDED 30 JUNE 2024**

2. SUMMARY OF MATERIAL ACCOUNTING POLICIES

The principal accounting policies applied in the preparation of these financial statements are set out below. These policies have been consistently applied to all the periods presented, unless otherwise stated.

(a) Basis of Preparation

These general purpose financial statements have been prepared in accordance with Australian Accounting Standards and Interpretations issued by the Australian Accounting Standards Board and the Corporations Act 2001 in Australia. The Funds are for-profit unit trusts for the purpose of preparing these financial statements.

The Balance Sheets are presented on a liquidity basis. Assets and liabilities are presented in decreasing order of liquidity and do not distinguish between current and non-current. All balances are expected to be recovered or settled within twelve months, except for financial assets at fair value through profit or loss and net assets attributable to unitholders.

The Funds manage financial assets at fair value through profit or loss based on the economic circumstances at any given point in time, as well as to meet any liquidity requirements. As such, it is expected that a portion of the portfolio will be realised within 12 months, however, an estimate of that amount cannot be determined as at balance date.

The current reporting period is from 1 July 2023 (or date of registration of the Fund) to 30 June 2024.
The comparative reporting period is from 1 July 2022 (or date of registration of the Fund) to 30 June 2023.

Both the functional and presentation currency of the Funds are Australian dollars.

Comparative figures are, where appropriate, reclassified so as to be comparable with the figures and presentation in the current reporting period.

The Funds are registered schemes of a kind referred to in ASIC Corporations (Rounding in Financial/Directors' Reports) Instrument 2016/191 relating to the "rounding off" of amounts in the Directors' Report and the Financial Report. Amounts in the Directors' Report and the Financial Report have been rounded to either the nearest dollar or the nearest thousand dollars, as indicated.

(i) Compliance with International Financial Reporting Standards

The Financial Reports also comply with International Financial Reporting Standards and Interpretations issued by the International Accounting Standards Board.

(ii) New and Amended Standards adopted by the Funds

The Funds have adopted the following Australian Accounting Standards for the reporting period beginning 1 July 2023:

- (i) AASB 2021-2 Amendments to Australian Accounting Standards - Disclosure of Accounting Policies and Definition of Accounting Estimates [AASB 7, AASB 101, AASB 108, AASB 134 & AASB Practice Statement 2].

AASB 2021-2 became effective for annual reporting periods beginning on or after 1 January 2023. The amendments require the disclosure of material accounting policies rather than significant accounting policies and clarify the distinction between accounting policies and accounting estimates. The amendments do not result in any changes to the accounting policies.

There are no other new accounting standards, amendments and interpretations that are effective for the first time for the reporting period beginning 1 July 2023 and have a material impact on the financial statements of the Funds.

**NOTES TO THE FINANCIAL STATEMENTS
FOR THE REPORTING PERIOD ENDED 30 JUNE 2024**

2. SUMMARY OF MATERIAL ACCOUNTING POLICIES (continued)

(b) Investments in Financial Assets and Liabilities at Fair Value through Profit or Loss

(i) Classification

Assets

The Funds classify their investments based on their business models for managing those financial assets and the contractual cash flow characteristics of the financial assets. The Funds' portfolio of financial assets is managed and performance is evaluated on a fair value basis in accordance with the Funds' documented investment strategy. The Funds' policy is for the Responsible Entity to evaluate the information about these financial assets on a fair value basis together with other related financial information.

For equity securities and derivatives, the contractual cash flows of these instruments do not represent solely payments of principal and interest. Consequently, these investments are measured at fair value through profit or loss.

For debt securities, the contractual cash flows are solely payments of principal and interest, however they are neither held for collecting contractual cash flows nor held both for collecting contractual cash flows and for sale. The collection of contractual cash flows is only incidental to achieving the Funds' business model objective. Consequently, the debt securities are measured at fair value through profit or loss.

Liabilities

The Funds make short sales in which a borrowed security is sold in anticipation of a decline in the market value of that security, or they may use short sales for various arbitrage transactions. Short sales are classified as financial liabilities at fair value through profit or loss.

Derivative contracts that have a negative fair value are presented as liabilities at fair value through profit or loss.

(ii) Recognition/Derecognition

The Funds recognise financial assets and financial liabilities on the date they become party to the contractual agreement (trade date) and recognise changes in fair value of the financial assets or financial liabilities from this date.

Investments are derecognised when the right to receive cash flows from the investments have expired or have been transferred and the Funds have transferred substantially all of the risks and rewards of ownership.

(iii) Measurement

At initial recognition, the Funds measure financial assets and financial liabilities at fair value. Transaction costs of financial assets and financial liabilities carried at fair value through profit or loss are expensed in the Statements of Comprehensive Income.

Subsequent to initial recognition, all financial assets and financial liabilities at fair value through profit or loss are measured at fair value. Gains and losses arising from changes in the fair value of the financial assets or financial liabilities at fair value through profit or loss category are presented in the Statements of Comprehensive Income within 'net gains/(losses) on financial instruments at fair value through profit or loss' in the period in which they arise.

For further details on how the fair values of financial instruments are determined please see "Financial Assets and Liabilities at Fair Value through Profit or Loss" note to the financial statements.

(iv) Offsetting financial instruments

Financial assets and liabilities are offset and the net amount reported in the Balance Sheets when there is a legally enforceable right to offset the recognised amounts and there is an intention to settle on a net basis, or realise the asset and settle the liability simultaneously. Refer to the "Offsetting Financial Assets and Financial Liabilities" note to the financial statements for further information.

**NOTES TO THE FINANCIAL STATEMENTS
FOR THE REPORTING PERIOD ENDED 30 JUNE 2024**

2. SUMMARY OF MATERIAL ACCOUNTING POLICIES (continued)

(c) Investment Income

Interest income from financial assets at amortised cost is recognised on a time-proportionate basis using the effective interest method and includes interest from cash and cash equivalents. Interest from financial assets at fair value through profit or loss is determined based on the contractual coupon interest rate and includes interest from debt securities.

Dividend and distribution income from financial assets at fair value through profit or loss is recognised in the statements of comprehensive income within dividend income and distribution income when the Funds' right to receive payments is established.

Other changes in fair value for such instruments are recorded in accordance with the policies described in the "Financial assets and liabilities at fair value through profit or loss" note to the financial statements.

(d) Due from/to Brokers

Amounts due from/to brokers represent receivables for securities sold and payables for securities purchased that have been contracted for but not yet delivered by the end of the year. The due from brokers balance is held for collection and consequently measured at amortised cost.

These amounts are recognised initially at fair value and subsequently measured at amortised cost. At each reporting date, the Funds shall measure the loss allowance on amounts due from broker at an amount equal to the lifetime expected credit losses if the credit risk has increased significantly since initial recognition. If, at the reporting date, the credit risk has not increased significantly since initial recognition, the Funds shall measure the loss allowance at an amount equal to 12-month expected credit losses. Significant financial difficulties of the broker, probability that the broker will enter bankruptcy or financial reorganisation, and default in payments are all considered indicators that a loss allowance may be required. If the credit risk increases to the point that it is considered to be credit impaired, interest income will be calculated based on the gross carrying amount adjusted for the loss allowance. A significant increase in credit risk is defined by management as any contractual payment which is more than 30 days past due. Any contractual payment which is more than 90 days past due is considered credit impaired.

(e) Cash and Cash Equivalents

Cash and cash equivalents in the Balance Sheets comprise cash at bank, deposits at call with financial institutions, short-term and highly liquid financial assets with an original maturity of three months or less that are readily convertible to known amounts of cash and which are subject to an insignificant risk of changes in value.

For the purposes of the Cash Flow Statements, cash and cash equivalents are as defined above, net of outstanding bank overdrafts which are shown as liability in the Balance Sheets.

Derivative cash accounts comprise of margin accounts and cash held as collateral for derivative transactions and short sales. The cash is held by the broker and is only available to meet margin calls.

The carrying amount of cash and cash equivalents is a reasonable approximation of fair value.

**NOTES TO THE FINANCIAL STATEMENTS
FOR THE REPORTING PERIOD ENDED 30 JUNE 2024**

2. SUMMARY OF MATERIAL ACCOUNTING POLICIES (continued)

(f) Receivables

Receivables may include amounts for dividends, interest, trust distributions and application receivables. Dividends and trust distributions are accrued when the right to receive payment is established. Interest is accrued at the end of each reporting period from the time of last payment in accordance with the policy set out in note 2(c) above. Amounts are generally received within 30 days of being recorded as receivables.

Collectability of trade receivables is reviewed on an ongoing basis. Debts which are known to be uncollectable are written off by reducing the carrying amount directly. An allowance account (provision for impairment of trade receivables) is used when there is objective evidence that the Funds will not be able to collect all amounts due according to the original terms of the receivables. Significant financial difficulties of the debtor, probability that the debtor will enter bankruptcy or financial reorganisation, and default or delinquency in payments (more than 30 days overdue) are considered indicators that the trade receivable is impaired. The amount of the impairment allowance is the difference between the asset's carrying amount and the present value of estimated future cash flows, discounted at the original effective interest rate. Cash flows relating to short term receivables are not discounted if the effect of discounting is immaterial.

The amount of the impairment loss is recognised in profit or loss within other expenses. When a trade receivable for which an impairment allowance had been recognised becomes uncollectible in a subsequent period, it is written off against the allowance account. Subsequent recoveries of amounts previously written off are credited against other expenses in profit or loss.

The carrying amount of receivables is a reasonable approximation of fair value due to their short term nature.

(g) Payables

Payables include liabilities, accrued expenses and redemption payables owing by the Funds which are unpaid as at the end of the reporting period. As the Funds have a contractual obligation to distribute its distributable income, a separate distribution payable is recognised in the balance sheets as at the end of each reporting period where this amount remains unpaid as at the end of the reporting period.

The carrying amount of payables is a reasonable approximation of fair value due to their short term nature.

(h) Taxation

Under current legislation, the Funds are not subject to income tax provided they attribute the entirety of their taxable income to their unitholders.

(i) Distributions to Unitholders

Distributions are payable as set out in the Funds' Product Disclosure Statements/Information Memorandums. Such distributions are determined by the Responsible Entity of the Funds. Distributable income includes capital gains arising from the disposal of financial assets and liabilities held at fair value through profit or loss. Unrealised gains and losses on financial assets and liabilities held at fair value through profit or loss that are recognised as income are transferred to net assets attributable to unitholders and are not assessable and distributable until realised. Capital losses are not distributed to unitholders but are retained to be offset against any realised capital gains.

**NOTES TO THE FINANCIAL STATEMENTS
FOR THE REPORTING PERIOD ENDED 30 JUNE 2024**

2. SUMMARY OF MATERIAL ACCOUNTING POLICIES (continued)

(j) Net Assets Attributable to Unitholders

Units are redeemable at the unitholders' option, however, applications and redemptions may be suspended by the Responsible Entity if it is in the best interests of the unitholders.

The units can be put back to the Funds at any time for cash based on the redemption price, which is equal to a proportionate share of the Funds' net asset value attributable to the unitholders.

The units are carried at the redemption amount that is payable at balance sheet date if the holder exercises the right to put the units back to the Funds. This amount represents the expected cash flows on redemption of these units.

Units are classified as equity when they satisfy the following criteria under AASB 132 Financial instruments: Presentation:

- the puttable financial instrument entitles the holder to a pro-rata share of net assets in the event of the Funds' liquidation
- the puttable financial instrument is in the class of instruments that is subordinate to all other classes of instruments and class features are identical
- the puttable financial instrument does not include any contractual obligations to deliver cash or another financial asset, or to exchange financial instruments with another entity under potentially unfavorable conditions to the Funds, and it is not a contract settled in the Funds' own equity instruments; and
- the total expected cash flows attributable to the puttable financial instrument over the life are based substantially on the profit or loss.

The Funds' units have been classified as equity as they satisfied all the above criteria.

The carrying amount of net assets attributable to unitholders is a reasonable approximation of fair value.

(k) Terms and Conditions on Units

Each unit issued confers upon the unitholder an equal interest in the respective fund, and is of equal value. A unit does not confer any interest in any particular asset or investment of the particular fund. Unitholders have various rights under the Constitutions and the Corporations Act 2001, including the right to:

- have their units redeemed;
- attend and vote at meetings of unitholders; and
- participate in the termination and winding up of the fund.

The rights, obligations and restrictions attached to each unit within each fund are identical in all respects.

(l) Applications and Redemptions

Applications received for units in the Funds are recorded net of any entry fees payable (where applicable) prior to the issue of units in the Funds. Redemptions from the Funds are recorded gross of any exit fees payable (where applicable) after the cancellation of units redeemed.

(m) Goods and Services Tax (GST)

Income, expenses and assets, with the exception of receivables and payables, are recognised net of the amount of GST to the extent that the GST is recoverable from the taxation authority. Where GST is not recoverable, it is recognised as part of the cost of acquisition of the asset or as part of the expense item as applicable.

Receivables and payables are stated inclusive of GST.

Reduced input tax credits (RITC) recoverable by the Funds from the Australian Taxation Office are recognised as receivables in the Balance Sheets.

Cash flows are included in the Cash Flow Statements on a gross basis. The GST component of cash flows, which is recoverable from, or payable to, the taxation authority is classified as operating cash flows.

**NOTES TO THE FINANCIAL STATEMENTS
FOR THE REPORTING PERIOD ENDED 30 JUNE 2024**

2. SUMMARY OF MATERIAL ACCOUNTING POLICIES (continued)

(n) Expense Recognition

All expenses, including responsible entity fees and custodian fees, are recognised in profit or loss on an accruals basis.

Dividend expenses on shares sold short are recognised when the Funds have an obligation to pay the dividend. This is generally when the dividend is declared by the company whose shares have been sold short.

(o) Use of Estimates

The Responsible Entity makes estimates and assumptions that affect the reported amounts of assets and liabilities within the next financial period. Estimates are continually evaluated and based on historical experience and other factors, including expectations of future events that are believed to be reasonable under the circumstances.

For the majority of the Funds' financial instruments, quoted market prices are readily available. However, certain financial instruments, for example, over-the-counter derivatives or unquoted securities are fair valued using valuation techniques. Where valuation techniques (for example, pricing models) are used to determine fair values, they are validated and periodically reviewed by experienced personnel of the Responsible Entity, independent of the area that created them. Models are calibrated by back-testing to actual transactions to ensure that outputs are reliable.

Models use observable data, to the extent practicable. However, areas such as credit risk (both own and counterparty), volatilities and correlations require management to make estimates. Changes in assumptions about these factors could affect the reported fair value of financial instruments.

(p) Unit Prices

Unit prices are determined in accordance with the Funds' Constitutions and are calculated as the net assets attributable to unitholders, divided by the number of units on issue. Financial assets and liabilities held at fair value through profit or loss for unit pricing purposes are valued on a "last sale" price basis.

(q) Investment Entity

The Responsible Entity has determined that the Funds are investment entities under the definition in AASB 10 as they meet the following criteria:

- (a) the Funds have obtained funds from unitholders for the purpose of providing them with investment management services;
- (b) the Funds' business purpose, which it communicated directly to unitholders, is investing solely for returns from capital appreciation and investment income; and
- (c) the performance of investments made by the Funds are measured and evaluated on a fair value basis.

The Funds also meet all of the typical characteristics of investment entities.

**NOTES TO THE FINANCIAL STATEMENTS
FOR THE REPORTING PERIOD ENDED 30 JUNE 2024**

2. SUMMARY OF MATERIAL ACCOUNTING POLICIES (continued)

(r) Transactions in Foreign Currencies

Items included in the Funds' Financial Statements are measured using the currency of the primary economic environment in which it operates ("the functional currency"). This is the Australian dollar, which reflects the currency of the economy in which the Funds compete for funds and is regulated. The Australian dollar is also the Funds' presentation currency.

The Funds mainly transact in Australian currency.

Transactions in foreign currencies are initially recorded in the functional currency at the exchange rates prevailing at the date of the transaction. Monetary assets and liabilities denominated in foreign currencies are translated at the rate of exchange prevailing at the Balance Sheets date.

Exchange differences arising on the settlement of monetary items or on translating monetary items at rates different from those at which they were translated on initial recognition during the period or in a previous financial report, are recognised in the profit or loss in the period in which they arise.

The Funds do not isolate that portion of gains or losses on securities and derivative financial instruments that are measured at fair value through profit and loss and which is due to changes in foreign exchange rates from that which is due to changes in the market price of securities. Such fluctuations are included with the net gains or losses on financial instruments at fair value through profit and loss.

(s) New Application of Accounting Standards

New standards, amendments and interpretations effective after 1 July 2024 and have not been early adopted.

A number of new accounting standards, amendments and interpretations have been published that are not mandatory for the 30 June 2024 reporting period and have not been early adopted in preparing these financial statements. Most of these are not expected to have a material impact on the financial statements of the Funds. However, management is still in the process of assessing the impact of the new standard AASB 18 Presentation and Disclosure in Financial Statements which was issued in June 2024 and replaces AASB 101 Presentation of Financial Statements.

(t) Structured Entities

A structured entity is an entity in which voting or similar rights are not the dominant factor in deciding control. Structured entities are generally created to achieve a narrow and well defined objective with restrictions around their ongoing activities. Depending on the Funds' power over the activities of the entity and their exposure to and ability to influence its own returns, they may control the entity. However, the Funds apply the Investment Entity Exemption available under AASB10 and therefore do not consolidate its controlled entities (Note 2(q)). In other cases they may have exposure to such an entity but not control it.

An interest in a structured entity is any form of contractual or non-contractual involvement which creates variability in returns arising from the performance of the entity for the Funds. Such interests include holdings of units in unlisted trusts, including managed investment schemes. The nature and extent of the Funds' interests in structured entities are titled "managed investment schemes" and are summarised in Note 2(b), "Financial Assets Held at Fair Value through Profit or Loss" and "Related Parties Disclosures" notes where appropriate. The total size of the structured entities that the Funds have exposure to is the net assets of the "managed investment schemes", which is determined based on the percentage interest held and carrying value disclosed in the "Related Parties Disclosures" note.

(u) Loans

Loans are as initially recognised at fair value being the amount of the consideration received.

After initial recognition, loans are subsequently measured at amortised cost using the effective interest method. Amortised cost is calculated by taking into account any issue costs, and any discount or premium on settlement.

Interest expenses are recognised in the Income Statements on an accruals basis.

COLONIAL FIRST STATE - FIRSTCHOICE WHOLESALE INVESTMENT FUNDS

NOTES TO THE FINANCIAL STATEMENTS FOR THE REPORTING PERIOD ENDED 30 JUNE 2024

2. SUMMARY OF MATERIAL ACCOUNTING POLICIES (continued)

(v) Securities Lending

Securities on loan

The Funds participated in a securities lending program. The securities of the Funds may have been lent to approved borrowers, such as brokers and other financial institutions. The borrower lodged collateral against the securities lent either in the form of cash or approved securities.

During the term of the loan, the Funds remained entitled to all dividends, distributions and interest income and retained all voting rights, where applicable, in respect of the loaned securities. Securities lent may have been recalled and were required to be returned within the normal settlement periods applicable to the securities.

Securities lending income

Securities lending income as part of a securities lending program that the Funds participated in is recognised on an accrual basis with any related expenses recognised as security lending fees.

3. AUDITOR'S REMUNERATION

During the year the following fees were paid or payable, by the Responsible Entity, for services provided by KPMG as the auditor of the Fund and by KPMG related network firms.

Auditors remuneration was paid to KPMG in FY24 (FY23: PwC) due to change of auditor.

30/06/2024	Audit and review of financial reports	Other regulatory services	Other non-assurance services	Total services provided by KPMG
Name of Fund:	\$	\$	\$	\$
CFS Wholesale Enhanced Index Growth	5,000	308	-	5,308
CFS Wholesale Index Global Bond	5,000	308	-	5,308
CFS Wholesale Index Australian Share	5,000	308	-	5,308
CFS Wholesale Geared Index Australian Share	5,000	308	-	5,308
Daintree Wholesale Core Income	5,000	308	-	5,308
Martin Currie Wholesale Australia Equity Income	5,000	308	-	5,308
Merlon Wholesale Australian Share Income	5,000	308	-	5,308
State Street Wholesale Australian Equity	5,000	308	-	5,308
Acadian Wholesale Australian Equity	5,000	308	-	5,308
Airlie Wholesale Australian Share	5,000	308	-	5,308
Alphinity Wholesale Sustainable Share	5,000	308	-	5,308
Antares Wholesale Ex-20 Australian Equities	5,000	308	-	5,308
Ausbil Wholesale Active Sustainable Equity	5,000	308	-	5,308
Ausbil Wholesale Australian Active Equity	5,000	308	-	5,308
Benelong Wholesale ex-20 Australian Equities	5,000	308	-	5,308
DNR Capital Wholesale Australian Equities High Conviction	5,000	308	-	5,308
DNR Capital Wholesale Australian Equity Income	5,000	308	-	5,308
Fidelity Wholesale Australian Equities	5,000	308	-	5,308
First Sentier Wholesale Concentrated Australian Share	5,000	308	-	5,308
First Sentier Wholesale Imputation	5,000	308	-	5,308
Investors Mutual Wholesale Australian Share	5,000	308	-	5,308
Lazard Wholesale Select Australian Equity	5,000	308	-	5,308
Pendal Wholesale Australian Share	5,000	308	-	5,308
Pendal Wholesale Sustainable Australian Share	5,000	308	-	5,308

COLONIAL FIRST STATE - FIRSTCHOICE WHOLESALE INVESTMENT FUNDS

NOTES TO THE FINANCIAL STATEMENTS FOR THE REPORTING PERIOD ENDED 30 JUNE 2024

3. AUDITOR'S REMUNERATION (continued)

30/06/2024	Audit and review of financial reports	Other regulatory services	Other non-assurance services	Total services provided by KPMG
Name of Fund:	\$	\$	\$	\$
Perennial Value Wholesale Australian Share	5,000	308	-	5,308
Perpetual Wholesale Australian Share	5,000	308	-	5,308
Perpetual Wholesale Industrial Share	5,000	308	-	5,308
Realindex Wholesale Australian Share Value	5,000	308	-	5,308
Schroder Wholesale Australian Equity	5,000	308	-	5,308
Solaris Wholesale Core Australian Equity	5,000	308	-	5,308
Ausbil Wholesale Australian Equity	5,000	308	-	5,308
WaveStone Wholesale Australian Share	5,000	308	-	5,308
Ausbil Wholesale Australian Emerging Leaders	5,000	308	-	5,308
Celeste Wholesale Australian Small Companies	5,000	308	-	5,308
Eiger Wholesale Australian Small Companies	5,000	308	-	5,308
First Sentier Wholesale Australian Small Companies	5,000	308	-	5,308
OC Wholesale Premium Small Companies	5,000	308	-	5,308
Realindex Wholesale Australian Small Companies Value	5,000	308	-	5,308
Acadian Wholesale Australian Equity Long Short	5,000	308	-	5,308
L1 Capital Wholesale Catalyst	5,000	308	-	5,308
First Sentier Wholesale Property Securities	5,000	308	-	5,308
Ironbark Wholesale Property Securities	5,000	308	-	5,308
Martin Currie Wholesale Real Income	5,000	308	-	5,308
Pendal Wholesale Property Investment	5,000	308	-	5,308
Infinity Core Australian Equity	5,000	308	-	5,308
Infinity SMID Australian Equity	5,000	308	-	5,308
Dexus Wholesale AREIT	5,000	308	-	5,308

COLONIAL FIRST STATE - FIRSTCHOICE WHOLESALE INVESTMENT FUNDS

NOTES TO THE FINANCIAL STATEMENTS FOR THE REPORTING PERIOD ENDED 30 JUNE 2024

3. AUDITOR'S REMUNERATION (continued)

30/06/2023	Audit and review of financial reports	Other regulatory services	Other non-assurance services	Total services provided by PwC
Name of Fund:	\$	\$	\$	\$
CFS Wholesale Enhanced Index Growth	6,377	346	1,562	8,285
CFS Wholesale Index Global Bond	2,714	346	1,562	4,622
CFS Wholesale Index Australian Share	2,714	346	1,562	4,622
CFS Wholesale Geared Index Australian Share	6,377	346	1,562	8,285
Daintree Wholesale Core Income	2,714	346	1,562	4,622
Martin Currie Wholesale Australia Equity Income	6,377	346	1,562	8,285
Merlon Wholesale Australian Share Income	6,377	346	1,562	8,285
State Street Wholesale Australian Equity	6,377	346	1,562	8,285
Acadian Wholesale Australian Equity	6,377	346	1,562	8,285
Airlie Wholesale Australian Share	6,377	346	1,562	8,285
Alphinity Wholesale Sustainable Share	6,377	346	1,562	8,285
Antares Wholesale Ex-20 Australian Equities	n/a	n/a	n/a	n/a
Ausbil Wholesale Active Sustainable Equity	6,377	346	1,562	8,285
Ausbil Wholesale Australian Active Equity	6,377	346	1,562	8,285
Bennelong Wholesale ex-20 Australian Equities	6,377	346	1,562	8,285
DNR Capital Wholesale Australian Equities High Conviction	6,377	346	1,562	8,285
DNR Capital Wholesale Australian Equity Income	6,377	346	1,562	8,285
Fidelity Wholesale Australian Equities	6,377	346	1,562	8,285
First Sentier Wholesale Concentrated Australian Share	6,377	346	1,562	8,285
First Sentier Wholesale Imputation	6,377	346	1,562	8,285
Investors Mutual Wholesale Australian Share	6,377	346	1,562	8,285
Lazard Wholesale Select Australian Equity	6,377	346	1,562	8,285
Pendal Wholesale Australian Share	6,377	346	1,562	8,285
Pendal Wholesale Sustainable Australian Share	6,377	346	1,562	8,285
Perennial Value Wholesale Australian Share	6,377	346	1,562	8,285
Perpetual Wholesale Australian Share	6,377	346	1,562	8,285
Perpetual Wholesale Industrial Share	6,377	346	1,562	8,285
Realindex Wholesale Australian Share Value	2,714	346	1,562	4,622
Schroder Wholesale Australian Equity	6,377	346	1,562	8,285
Solaris Wholesale Core Australian Equity	6,377	346	1,562	8,285
Ausbil Wholesale Australian Equity	6,377	346	1,562	8,285
WaveStone Wholesale Australian Share	6,377	346	1,562	8,285
Ausbil Wholesale Australian Emerging Leaders	6,377	346	1,562	8,285
Celeste Wholesale Australian Small Companies	6,377	346	1,562	8,285
Eiger Wholesale Australian Small Companies	6,377	346	1,562	8,285
First Sentier Wholesale Australian Small Companies	6,377	346	1,562	8,285
OC Wholesale Premium Small Companies	6,377	346	1,562	8,285
Realindex Wholesale Australian Small Companies Value	2,714	346	1,562	4,622
Acadian Wholesale Australian Equity Long Short	6,377	346	1,562	8,285
L1 Capital Wholesale Catalyst	n/a	n/a	n/a	n/a
First Sentier Wholesale Property Securities	6,377	346	1,562	8,285
Ironbark Wholesale Property Securities	6,377	346	1,562	8,285
Martin Currie Wholesale Real Income	6,377	346	1,562	8,285
Pendal Wholesale Property Investment	6,377	346	1,562	8,285
Infinity Core Australian Equity	n/a	n/a	n/a	n/a
Infinity SMID Australian Equity	n/a	n/a	n/a	n/a
Dexus Wholesale AREIT	6,377	346	1,562	8,285

COLONIAL FIRST STATE - FIRSTCHOICE WHOLESALE INVESTMENT FUNDS

NOTES TO THE FINANCIAL STATEMENTS FOR THE REPORTING PERIOD ENDED 30 JUNE 2024

4. INTEREST INCOME

The interest income of the Funds are summarised in detail below with the exception of those Funds which interest income is derived mainly from interest earned on bank accounts which are measured at amortised cost.

Daintree Wholesale Core Income		
	1/07/2023 - 30/06/2024 \$'000	1/07/2022 - 30/06/2023 \$'000
Cash and cash equivalents	278	98
Debt securities	131	-
Total Interest Income	409	98

Airlie Wholesale Australian Share		
	1/07/2023 - 30/06/2024 \$'000	1/07/2022 - 30/06/2023 \$'000
Cash and cash equivalents	201	73
Debt securities	77	105
Total Interest Income	278	178

COLONIAL FIRST STATE - FIRSTCHOICE WHOLESALE INVESTMENT FUNDS

NOTES TO THE FINANCIAL STATEMENTS FOR THE REPORTING PERIOD ENDED 30 JUNE 2024

5. DISTRIBUTIONS TO UNITHOLDERS

The Responsible Entity adopts the policy of distributing as a minimum the net income for tax purposes. The amounts shown as "Distribution payable" in the Balance Sheets represent the components of the distributions for the reporting period which had not been paid at balance date.

Quarterly and half-yearly distributing Funds:

The amounts distributed or proposed to be distributed to unitholders in cents per unit (cpu) during the period were:

CFS Wholesale Enhanced Index Growth				
Period ended:	1/07/2023 - 30/06/2024		1/07/2022 - 30/06/2023	
	cpu	\$'000	cpu	\$'000
- 30 September	0.40	2,104	0.45	2,129
- 31 December	0.82	4,431	0.72	3,489
- 31 March	0.38	2,152	0.41	2,058
- 30 June	5.84	34,369	0.99	5,066
Distributions to unitholders		43,056		12,742

CFS Wholesale Index Global Bond				
Period ended:	1/07/2023 - 30/06/2024		1/07/2022 - 30/06/2023	
	cpu	\$'000	cpu	\$'000
- 30 September	-	-	0.05	24
- 31 December	-	-	0.01	5
- 31 March	0.01	6	-	-
- 30 June	1.08	722	0.01	5
Distributions to unitholders		728		34

COLONIAL FIRST STATE - FIRSTCHOICE WHOLESALE INVESTMENT FUNDS

NOTES TO THE FINANCIAL STATEMENTS FOR THE REPORTING PERIOD ENDED 30 JUNE 2024

5. DISTRIBUTIONS TO UNITHOLDERS (continued)

CFS Wholesale Index Australian Share				
Period ended:	1/07/2023 - 30/06/2024		1/07/2022 - 30/06/2023	
	cpu	\$'000	cpu	\$'000
- 30 September	1.64	8,824	1.41	7,474
- 31 December	1.08	5,859	1.70	9,025
- 31 March	1.43	7,744	1.59	8,586
- 30 June	1.68	9,075	1.74	9,289
Distributions to unitholders		31,502		34,374

CFS Wholesale Geared Index Australian Share				
Period ended:	1/07/2023 - 30/06/2024		1/07/2022 - 30/06/2023	
	cpu	\$'000	cpu	\$'000
- 30 September	-	-	-	-
- 31 December	-	-	-	-
- 31 March	-	-	-	-
- 30 June	7.13	3,646	3.23	2,810
Distributions to unitholders		3,646		2,810

Daintree Wholesale Core Income				
Period ended:	1/07/2023 - 30/06/2024		1/07/2022 - 30/06/2023	
	cpu	\$'000	cpu	\$'000
- 30 September	0.19	214	0.31	364
- 31 December	1.11	1,217	0.70	778
- 31 March	1.42	2,061	0.65	753
- 30 June	11.79	16,800	1.27	1,443
Distributions to unitholders		20,292		3,338

Martin Currie Wholesale Australia Equity Income				
Period ended:	1/07/2023 - 30/06/2024		1/07/2022 - 30/06/2023	
	cpu	\$'000	cpu	\$'000
- 30 September	1.07	4,758	1.40	6,081
- 31 December	1.34	5,910	1.25	5,512
- 31 March	1.12	4,920	1.34	5,942
- 30 June	0.79	2,809	0.87	3,867
Distributions to unitholders		18,397		21,402

COLONIAL FIRST STATE - FIRSTCHOICE WHOLESALE INVESTMENT FUNDS

NOTES TO THE FINANCIAL STATEMENTS FOR THE REPORTING PERIOD ENDED 30 JUNE 2024

5. DISTRIBUTIONS TO UNITHOLDERS (continued)

State Street Wholesale Australian Equity				
Period ended:	1/07/2023 - 30/06/2024		1/07/2022 - 30/06/2023	
	cpu	\$'000	cpu	\$'000
- 30 September	1.75	1,293	1.60	1,616
- 31 December	1.26	858	1.33	1,251
- 31 March	1.72	1,095	1.82	1,633
- 30 June	0.22	127	1.12	874
Distributions to unitholders		3,373		5,374

Acadian Wholesale Australian Equity				
Period ended:	1/07/2023 - 30/06/2024		1/07/2022 - 30/06/2023	
	cpu	\$'000	cpu	\$'000
- 30 September	1.99	2,331	2.20	3,312
- 31 December	1.15	1,261	1.60	1,905
- 31 March	1.54	839	1.47	1,750
- 30 June	0.67	256	0.43	510
Distributions to unitholders		4,687		7,477

Airlie Wholesale Australian Share				
Period ended:	1/07/2023 - 30/06/2024		1/07/2022 - 30/06/2023	
	cpu	\$'000	cpu	\$'000
- 30 September	1.65	1,632	1.59	1,535
- 31 December	0.96	954	1.31	1,262
- 31 March	3.74	3,841	1.60	1,568
- 30 June	3.81	4,462	0.77	762
Distributions to unitholders		10,889		5,127

Alphinity Wholesale Sustainable Share				
Period ended:	1/07/2023 - 30/06/2024		1/07/2022 - 30/06/2023	
	cpu	\$'000	cpu	\$'000
- 30 September	1.09	673	1.65	1,082
- 31 December	0.73	431	0.55	362
- 31 March	0.56	292	0.99	624
- 30 June	0.57	286	0.20	126
Distributions to unitholders		1,682		2,194

COLONIAL FIRST STATE - FIRSTCHOICE WHOLESALE INVESTMENT FUNDS

NOTES TO THE FINANCIAL STATEMENTS FOR THE REPORTING PERIOD ENDED 30 JUNE 2024

5. DISTRIBUTIONS TO UNITHOLDERS (continued)

Antares Wholesale Ex-20 Australian Equities		
Period ended:	12/07/2023 - 30/06/2024	
	cpu	\$
- 30 September	-	-
- 31 December	-	-
- 31 March	0.12	1,747
- 30 June	-	-
Distributions to unitholders		1,747

Ausbil Wholesale Active Sustainable Equity			
Period ended:	1/07/2023 - 30/06/2024	1/07/2022 - 30/06/2023	
	cpu	\$'000	cpu
- 30 September	1.02	412	1.06
- 31 December	0.52	209	0.23
- 31 March	0.24	92	0.51
- 30 June	0.27	101	0.28
Distributions to unitholders		814	882

Ausbil Wholesale Australian Active Equity			
Period ended:	1/07/2023 - 30/06/2024	1/07/2022 - 30/06/2023	
	cpu	\$'000	cpu
- 30 September	1.73	6,899	1.99
- 31 December	1.31	5,421	0.90
- 31 March	2.54	10,670	3.33
- 30 June	1.85	7,889	3.85
Distributions to unitholders		30,879	37,299

Bennelong Wholesale ex-20 Australian Equities			
Period ended:	1/07/2023 - 30/06/2024	1/07/2022 - 30/06/2023	
	cpu	\$'000	cpu
- 30 September	0.15	742	0.27
- 31 December	0.61	2,911	0.20
- 31 March	-	-	0.43
- 30 June	0.21	945	0.20
Distributions to unitholders		4,598	6,382

COLONIAL FIRST STATE - FIRSTCHOICE WHOLESALE INVESTMENT FUNDS

NOTES TO THE FINANCIAL STATEMENTS FOR THE REPORTING PERIOD ENDED 30 JUNE 2024

5. DISTRIBUTIONS TO UNITHOLDERS (continued)

DNR Capital Wholesale Australian Equities High Conviction				
Period ended:	1/07/2023 - 30/06/2024		13/09/2022 - 30/06/2023	
	cpu	\$'000	cpu	\$'000
- 30 September	0.94	887	-	-
- 31 December	0.38	434	0.16	2
- 31 March	0.63	886	0.46	176
- 30 June	1.79	3,100	0.24	174
Distributions to unitholders		5,307		352

DNR Capital Wholesale Australian Equity Income				
Period ended:	1/07/2023 - 30/06/2024		1/07/2022 - 30/06/2023	
	cpu	\$'000	cpu	\$'000
- 30 September	2.81	1,378	1.21	613
- 31 December	1.31	622	2.74	1,377
- 31 March	0.75	357	1.52	768
- 30 June	2.37	1,307	1.68	838
Distributions to unitholders		3,664		3,596

Fidelity Wholesale Australian Equities				
Period ended:	1/07/2023 - 30/06/2024		1/07/2022 - 30/06/2023	
	cpu	\$'000	cpu	\$'000
- 30 September	1.47	20,889	1.95	29,522
- 31 December	1.37	19,437	0.23	3,422
- 31 March	2.54	35,203	2.25	32,675
- 30 June	2.70	36,867	2.72	38,276
Distributions to unitholders		112,396		103,895

First Sentier Wholesale Concentrated Australian Share				
Period ended:	1/07/2023 - 30/06/2024		1/07/2022 - 30/06/2023	
	cpu	\$'000	cpu	\$'000
- 30 September	3.00	8,468	3.47	10,966
- 31 December	0.52	1,464	1.13	3,544
- 31 March	1.41	3,901	1.90	5,799
- 30 June	0.07	199	0.26	779
Distributions to unitholders		14,032		21,088

COLONIAL FIRST STATE - FIRSTCHOICE WHOLESALE INVESTMENT FUNDS

NOTES TO THE FINANCIAL STATEMENTS FOR THE REPORTING PERIOD ENDED 30 JUNE 2024

5. DISTRIBUTIONS TO UNITHOLDERS (continued)

First Sentier Wholesale Imputation				
Period ended:	1/07/2023 - 30/06/2024		1/07/2022 - 30/06/2023	
	cpu	\$'000	cpu	\$'000
- 30 September	2.56	12,478	2.86	13,585
- 31 December	2.36	11,313	2.99	14,123
- 31 March	3.98	18,742	5.43	25,569
- 30 June	7.73	34,713	10.05	47,610
Distributions to unitholders		77,246		100,887

Investors Mutual Wholesale Australian Share				
Period ended:	1/07/2023 - 30/06/2024		1/07/2022 - 30/06/2023	
	cpu	\$'000	cpu	\$'000
- 30 September	1.76	9,175	1.76	10,596
- 31 December	1.83	9,384	0.85	4,996
- 31 March	2.50	12,574	3.04	17,410
- 30 June	2.98	14,513	0.60	3,227
Distributions to unitholders		45,646		36,229

Lazard Wholesale Select Australian Equity				
Period ended:	1/07/2023 - 30/06/2024		1/07/2022 - 30/06/2023	
	cpu	\$'000	cpu	\$'000
- 30 September	2.39	5,307	2.02	4,580
- 31 December	0.41	948	1.11	2,426
- 31 March	1.38	3,049	1.82	4,001
- 30 June	1.40	3,345	1.91	4,231
Distributions to unitholders		12,649		15,238

Pendal Wholesale Australian Share				
Period ended:	1/07/2023 - 30/06/2024		1/07/2022 - 30/06/2023	
	cpu	\$'000	cpu	\$'000
- 30 September	1.49	3,457	1.90	4,367
- 31 December	1.05	2,455	1.10	2,495
- 31 March	2.18	4,981	2.44	5,469
- 30 June	4.17	9,393	2.85	6,550
Distributions to unitholders		20,286		18,881

COLONIAL FIRST STATE - FIRSTCHOICE WHOLESALE INVESTMENT FUNDS

NOTES TO THE FINANCIAL STATEMENTS FOR THE REPORTING PERIOD ENDED 30 JUNE 2024

5. DISTRIBUTIONS TO UNITHOLDERS (continued)

Pendal Wholesale Sustainable Australian Share				
Period ended:	1/07/2023 - 30/06/2024		1/07/2022 - 30/06/2023	
	cpu	\$'000	cpu	\$'000
- 30 September	1.25	797	1.37	959
- 31 December	0.88	556	1.10	755
- 31 March	0.48	301	0.44	299
- 30 June	0.70	430	0.63	410
Distributions to unitholders		2,084		2,423

Perennial Value Wholesale Australian Share				
Period ended:	1/07/2023 - 30/06/2024		1/07/2022 - 30/06/2023	
	cpu	\$'000	cpu	\$'000
- 30 September	1.38	3,358	1.61	4,058
- 31 December	1.08	2,602	2.24	5,594
- 31 March	3.74	8,897	2.77	6,864
- 30 June	6.87	16,415	1.80	4,412
Distributions to unitholders		31,272		20,928

Perpetual Wholesale Australian Share				
Period ended:	1/07/2023 - 30/06/2024		1/07/2022 - 30/06/2023	
	cpu	\$'000	cpu	\$'000
- 30 September	0.75	1,988	1.40	3,717
- 31 December	1.74	4,503	0.32	867
- 31 March	1.82	4,530	2.19	5,883
- 30 June	3.20	7,772	1.11	2,942
Distributions to unitholders		18,793		13,409

Perpetual Wholesale Industrial Share				
Period ended:	1/07/2023 - 30/06/2024		1/07/2022 - 30/06/2023	
	cpu	\$'000	cpu	\$'000
- 30 September	0.92	4,492	1.15	5,618
- 31 December	1.59	7,632	2.33	11,218
- 31 March	2.99	14,029	5.00	23,941
- 30 June	3.22	14,994	5.50	26,447
Distributions to unitholders		41,147		67,224

COLONIAL FIRST STATE - FIRSTCHOICE WHOLESALE INVESTMENT FUNDS

NOTES TO THE FINANCIAL STATEMENTS FOR THE REPORTING PERIOD ENDED 30 JUNE 2024

5. DISTRIBUTIONS TO UNITHOLDERS (continued)

Realindex Wholesale Australian Share Value				
Period ended:	1/07/2023 - 30/06/2024		1/07/2022 - 30/06/2023	
	cpu	\$'000	cpu	\$'000
- 30 September	1.82	2,031	2.07	2,321
- 31 December	0.85	966	1.11	1,249
- 31 March	1.35	1,539	1.35	1,515
- 30 June	0.46	528	0.49	548
Distributions to unitholders		5,064		5,633

Schroder Wholesale Australian Equity				
Period ended:	1/07/2023 - 30/06/2024		1/07/2022 - 30/06/2023	
	cpu	\$'000	cpu	\$'000
- 30 September	1.62	11,131	2.03	11,876
- 31 December	1.82	12,869	1.62	9,917
- 31 March	3.54	25,450	1.84	11,591
- 30 June	2.81	20,792	1.81	11,491
Distributions to unitholders		70,242		44,875

Solaris Wholesale Core Australian Equity				
Period ended:	1/07/2023 - 30/06/2024		1/07/2022 - 30/06/2023	
	cpu	\$'000	cpu	\$'000
- 30 September	2.12	2,041	2.72	2,706
- 31 December	1.54	1,444	1.47	1,456
- 31 March	2.49	2,311	3.54	3,411
- 30 June	6.24	5,733	4.74	4,462
Distributions to unitholders		11,529		12,035

Ausbil Wholesale Australian Equity				
Period ended:	1/07/2023 - 30/06/2024		1/07/2022 - 30/06/2023	
	cpu	\$'000	cpu	\$'000
- 30 September	1.46	5,390	1.48	5,804
- 31 December	1.43	5,183	0.95	3,661
- 31 March	2.02	7,078	1.43	5,377
- 30 June	5.61	18,866	2.40	8,881
Distributions to unitholders		36,517		23,723

COLONIAL FIRST STATE - FIRSTCHOICE WHOLESALE INVESTMENT FUNDS

NOTES TO THE FINANCIAL STATEMENTS FOR THE REPORTING PERIOD ENDED 30 JUNE 2024

5. DISTRIBUTIONS TO UNITHOLDERS (continued)

WaveStone Wholesale Australian Share				
Period ended:	1/07/2023 - 30/06/2024		1/07/2022 - 30/06/2023	
	cpu	\$'000	cpu	\$'000
- 30 September	1.70	1,222	1.95	1,589
- 31 December	1.43	1,003	1.92	1,489
- 31 March	1.78	1,212	2.45	1,848
- 30 June	1.73	1,127	3.33	2,437
Distributions to unitholders		4,564		7,363

Ausbil Wholesale Australian Emerging Leaders				
Period ended:	1/07/2023 - 30/06/2024		1/07/2022 - 30/06/2023	
	cpu	\$'000	cpu	\$'000
- 30 September	0.63	1,015	0.79	1,345
- 31 December	0.57	920	0.94	1,565
- 31 March	0.51	814	3.74	6,192
- 30 June	6.36	10,048	1.33	2,193
Distributions to unitholders		12,797		11,295

Celeste Wholesale Australian Small Companies				
Period ended:	1/07/2023 - 30/06/2024		1/07/2022 - 30/06/2023	
	cpu	\$'000	cpu	\$'000
- 30 September	0.53	328	1.00	647
- 31 December	1.09	680	0.97	630
- 31 March	0.75	460	1.12	717
- 30 June	4.07	2,487	1.02	638
Distributions to unitholders		3,955		2,632

Eiger Wholesale Australian Small Companies				
Period ended:	1/07/2023 - 30/06/2024		1/07/2022 - 30/06/2023	
	cpu	\$'000	cpu	\$'000
- 30 September	-	-	0.20	40
- 31 December	-	-	-	-
- 31 March	-	-	-	-
- 30 June	-	-	-	-
Distributions to unitholders		-		40

COLONIAL FIRST STATE - FIRSTCHOICE WHOLESALE INVESTMENT FUNDS

NOTES TO THE FINANCIAL STATEMENTS FOR THE REPORTING PERIOD ENDED 30 JUNE 2024

5. DISTRIBUTIONS TO UNITHOLDERS (continued)

First Sentier Wholesale Australian Small Companies				
Period ended:	1/07/2023 - 30/06/2024		1/07/2022 - 30/06/2023	
	cpu	\$'000	cpu	\$'000
- 30 September	0.61	2,394	0.82	3,936
- 31 December	1.47	5,621	1.42	6,932
- 31 March	0.59	2,293	0.92	4,582
- 30 June	4.88	19,697	5.45	27,590
Distributions to unitholders		30,005		43,040

OC Wholesale Premium Small Companies				
Period ended:	1/07/2023 - 30/06/2024		1/07/2022 - 30/06/2023	
	cpu	\$'000	cpu	\$'000
- 30 September	-	-	1.11	2,798
- 31 December	0.89	2,075	0.80	1,976
- 31 March	0.57	1,318	2.54	6,158
- 30 June	1.05	2,454	-	-
Distributions to unitholders		5,847		10,932

Realindex Wholesale Australian Small Companies Value				
Period ended:	1/07/2023 - 30/06/2024		1/07/2022 - 30/06/2023	
	cpu	\$'000	cpu	\$'000
- 30 September	1.07	195	1.20	236
- 31 December	1.08	195	1.59	309
- 31 March	1.22	214	1.41	271
- 30 June	0.64	108	1.01	190
Distributions to unitholders		712		1,006

Acadian Wholesale Australian Equity Long Short				
Period ended:	1/07/2023 - 30/06/2024		1/07/2022 - 30/06/2023	
	cpu	\$'000	cpu	\$'000
- 31 December	3.87	3,417	4.54	3,478
- 30 June	1.69	1,545	2.60	2,149
Distributions to unitholders		4,962		5,627

COLONIAL FIRST STATE - FIRSTCHOICE WHOLESALE INVESTMENT FUNDS

NOTES TO THE FINANCIAL STATEMENTS FOR THE REPORTING PERIOD ENDED 30 JUNE 2024

5. DISTRIBUTIONS TO UNITHOLDERS (continued)

L1 Capital Wholesale Catalyst		
Period ended:	12/07/2023 - 30/06/2024	
	cpu	\$
- 31 December	-	-
- 30 June	3.98	347,743
Distributions to unitholders		347,743

First Sentier Wholesale Property Securities				
Period ended:	1/07/2023 - 30/06/2024		1/07/2022 - 30/06/2023	
	cpu	\$'000	cpu	\$'000
- 30 September	0.61	1,752	0.51	1,575
- 31 December	0.80	2,261	0.76	2,303
- 31 March	1.34	3,670	1.41	4,211
- 30 June	-	-	-	-
Distributions to unitholders		7,683		8,089

Ironbark Wholesale Property Securities				
Period ended:	1/07/2023 - 30/06/2024		1/07/2022 - 30/06/2023	
	cpu	\$'000	cpu	\$'000
- 30 September	0.53	618	0.65	793
- 31 December	0.84	970	0.79	941
- 31 March	1.35	2,323	0.35	417
- 30 June	0.40	678	0.18	210
Distributions to unitholders		4,589		2,361

Martin Currie Wholesale Real Income				
Period ended:	1/07/2023 - 30/06/2024		1/07/2022 - 30/06/2023	
	cpu	\$'000	cpu	\$'000
- 30 September	0.93	803	0.49	355
- 31 December	0.94	803	1.28	973
- 31 March	1.01	855	0.74	596
- 30 June	1.25	1,113	1.11	910
Distributions to unitholders		3,574		2,834

COLONIAL FIRST STATE - FIRSTCHOICE WHOLESALE INVESTMENT FUNDS

NOTES TO THE FINANCIAL STATEMENTS FOR THE REPORTING PERIOD ENDED 30 JUNE 2024

5. DISTRIBUTIONS TO UNITHOLDERS (continued)

Pendal Wholesale Property Investment				
Period ended:	1/07/2023 - 30/06/2024		1/07/2022 - 30/06/2023	
	cpu	\$'000	cpu	\$'000
- 30 September	0.56	3,694	0.44	2,996
- 31 December	0.73	4,756	0.69	4,462
- 31 March	0.99	6,362	0.99	6,395
- 30 June	2.50	15,700	1.52	9,822
Distributions to unitholders		30,512		23,675

Infinity Core Australian Equity		
Period ended:	12/07/2023 - 30/06/2024	
	cpu	\$
- 30 September	-	-
- 31 December	-	-
- 31 March	-	-
- 30 June	0.11	1,653
Distributions to unitholders		1,653

Infinity SMID Australian Equity		
Period ended:	12/07/2023 - 30/06/2024	
	cpu	\$
- 30 September	-	-
- 31 December	-	-
- 31 March	-	-
- 30 June	0.01	151
Distributions to unitholders		151

COLONIAL FIRST STATE - FIRSTCHOICE WHOLESALE INVESTMENT FUNDS

NOTES TO THE FINANCIAL STATEMENTS FOR THE REPORTING PERIOD ENDED 30 JUNE 2024

5. DISTRIBUTIONS TO UNITHOLDERS (continued)

Monthly distributing Funds:

The amounts distributed or proposed to be distributed to unitholders in cents per unit (cpu) during the period were:

Merlon Wholesale Australian Share Income				
Period ended:	1/07/2023 - 30/06/2024		1/07/2022 - 30/06/2023	
	cpu	\$'000	cpu	\$'000
- 31 July	0.22	420	0.20	376
- 31 August	0.22	413	0.20	378
- 30 September	0.21	399	0.20	379
- 31 October	0.21	401	0.21	398
- 30 November	0.21	404	0.21	405
- 31 December	0.21	405	0.22	425
- 31 January	0.21	406	0.22	417
- 28 February	0.21	406	0.20	379
- 31 March	0.23	412	0.22	420
- 30 April	0.22	396	0.21	401
- 31 May	0.23	407	0.22	419
- 30 June	5.07	8,925	1.25	2,367
Distributions to unitholders		13,394		6,764

Dexus Wholesale AREIT				
Period ended:	1/07/2023 - 30/06/2024		1/07/2022 - 30/06/2023	
	cpu	\$'000	cpu	\$'000
- 31 July	0.23	277	0.24	311
- 31 August	0.23	278	0.24	309
- 30 September	0.22	266	0.23	294
- 31 October	0.21	252	0.22	279
- 30 November	0.20	266	0.22	278
- 31 December	0.22	293	0.24	302
- 31 January	0.24	44	0.25	312
- 28 February	0.23	41	0.23	285
- 31 March	0.26	46	0.24	298
- 30 April	0.24	42	0.22	270
- 31 May	0.25	42	0.23	280
- 30 June	-	-	-	-
Distributions to unitholders		1,847		3,218

**NOTES TO THE FINANCIAL STATEMENTS
FOR THE REPORTING PERIOD ENDED 30 JUNE 2024**

6. FINANCIAL ASSETS AND LIABILITIES AT FAIR VALUE THROUGH PROFIT OR LOSS

(a) Fair Value Measurements

The Funds measure and recognise the following assets and liabilities at fair value on a recurring basis:

- Financial assets / liabilities at fair value through profit or loss
- Derivative financial instruments

The Funds have no assets or liabilities measured at fair value on a non-recurring basis in the current reporting period.

Other than the financial assets and liabilities classified as fair value through profit or loss, all other financial assets and liabilities of the fund are recognised initially at fair value and are subsequently measured at amortised cost.

The Funds value their investments in accordance with policies set out in the previously issued financial statements. For the majority of these investments, the Funds rely on information provided by independent pricing services for the valuation of their investments.

(b) Fair Value Hierarchy

AASB 13 requires disclosure of fair value measurements by level of the following fair value measurement hierarchy:

- Level 1 for quoted prices (unadjusted) in active markets for identical assets or liabilities;
- Level 2 for inputs other than quoted prices included within Level 1 that are observable for the asset or liability, either directly or indirectly; and
- Level 3 for inputs for the asset or liability that are not based on observable market data (unobservable inputs).

(i) Fair Value in an active market (Level 1)

The fair value of financial assets and liabilities traded in active markets is based on their quoted market prices at the end of the reporting period without any deduction for estimated future selling costs.

The quoted market price used for financial assets held by the Funds is the current bid price; the appropriate quoted market price for financial liabilities is the current asking price. When the Funds hold derivatives with offsetting market risks, it uses mid-market prices as a basis for establishing fair values for the offsetting risk positions and applies this bid and asking price to the net open position, as appropriate.

A financial instrument is regarded as quoted in an active market if quoted prices are readily and regularly available from an exchange, dealer, broker, industry group, pricing service, or regulatory agency, and those prices represent actual and regularly occurring market transactions on an arm's length basis.

**NOTES TO THE FINANCIAL STATEMENTS
FOR THE REPORTING PERIOD ENDED 30 JUNE 2024**

6. FINANCIAL ASSETS AND LIABILITIES AT FAIR VALUE THROUGH PROFIT OR LOSS (continued)

(b) Fair Value Hierarchy (continued)

(ii) Fair value in an inactive or unquoted market (Level 2 and Level 3)

The fair value of financial assets and liabilities that are not traded in an active market is determined using valuation techniques. These include the use of recent arm's length market transactions, reference to the current fair value of a substantially similar other instrument, discounted cash flow techniques, option pricing models or any other valuation technique that provides a reliable estimate of prices obtained in actual market transactions.

Where discounted cash flow techniques are used, estimated future cash flows are based on management's best estimates and the discount rate used is a market rate at the end of the reporting period applicable for an instrument with similar terms and conditions.

For other pricing models, inputs are based on market data at the end of the reporting period. Fair values for unquoted equity investments are estimated, if possible, using applicable price/earnings ratios for similar listed companies adjusted to reflect the specific circumstances of the issuer.

The fair value of derivatives that are not exchange traded is estimated at the amount that the Funds would receive or pay to terminate the contract at the end of the reporting period taking into account current market conditions (volatility and appropriate yield curve) and the current creditworthiness of the counterparties. The fair value of a forward contract is determined as a net present value of estimated future cash flows, discounted at appropriate market rates as at the valuation date. The fair value of an option contract is determined by applying the Black Scholes option valuation model.

Investments in other managed investment schemes are recorded at the redemption value per unit as reported by the investment managers of such funds.

Some of the inputs to these models may not be market observable and are therefore estimated based on assumptions.

The output of a model is always an estimate or approximation of a value that cannot be determined with certainty, and valuation techniques employed may not fully reflect all factors relevant to the positions the Funds hold. Valuations are therefore adjusted, to allow for additional factors including liquidity risk and counterparty risk.

COLONIAL FIRST STATE - FIRSTCHOICE WHOLESALE INVESTMENT FUNDS

NOTES TO THE FINANCIAL STATEMENTS FOR THE REPORTING PERIOD ENDED 30 JUNE 2024

6. FINANCIAL ASSETS AND LIABILITIES AT FAIR VALUE THROUGH PROFIT OR LOSS (continued)

(c) Recognised Fair Value Measurements

The following tables presents the Funds' assets and liabilities measured and recognised at fair value as at the end of the reporting periods.

CFS Wholesale Enhanced Index Growth				
30/06/2024	Total \$'000	Level 1 \$'000	Level 2 \$'000	Level 3 \$'000
Financial Assets at fair value through profit or loss:				
Managed Investment Schemes	724,423	-	724,423	-
Derivatives	-	-	-	-
Total Assets at fair value through profit or loss	724,423	-	724,423	-
30/06/2023	Total \$'000	Level 1 \$'000	Level 2 \$'000	Level 3 \$'000
Financial Assets at fair value through profit or loss:				
Managed Investment Schemes	571,510	-	571,510	-
Total Assets at fair value through profit or loss	571,510	-	571,510	-

CFS Wholesale Index Global Bond				
30/06/2024	Total \$'000	Level 1 \$'000	Level 2 \$'000	Level 3 \$'000
Financial Assets at fair value through profit or loss:				
Managed Investment Schemes	57,510	-	57,510	-
Total Assets at fair value through profit or loss	57,510	-	57,510	-
30/06/2023	Total \$'000	Level 1 \$'000	Level 2 \$'000	Level 3 \$'000
Financial Assets at fair value through profit or loss:				
Managed Investment Schemes	43,990	-	43,990	-
Total Assets at fair value through profit or loss	43,990	-	43,990	-

COLONIAL FIRST STATE - FIRSTCHOICE WHOLESALE INVESTMENT FUNDS

NOTES TO THE FINANCIAL STATEMENTS FOR THE REPORTING PERIOD ENDED 30 JUNE 2024

6. FINANCIAL ASSETS AND LIABILITIES AT FAIR VALUE THROUGH PROFIT OR LOSS (continued)

(c) Recognised Fair Value Measurements (continued)

CFS Wholesale Index Australian Share				
30/06/2024	Total \$'000	Level 1 \$'000	Level 2 \$'000	Level 3 \$'000
Financial Assets at fair value through profit or loss: Managed Investment Schemes	678,686	-	678,686	-
Total Assets at fair value through profit or loss	678,686	-	678,686	-
30/06/2023	Total \$'000	Level 1 \$'000	Level 2 \$'000	Level 3 \$'000
Financial Assets at fair value through profit or loss: Managed Investment Schemes	631,746	-	631,746	-
Total Assets at fair value through profit or loss	631,746	-	631,746	-

CFS Wholesale Geared Index Australian Share				
30/06/2024	Total \$'000	Level 1 \$'000	Level 2 \$'000	Level 3 \$'000
Financial Assets at fair value through profit or loss:				
Listed Equities	130,963	130,963	-	-
Listed Property Trusts	6,874	6,874	-	-
Derivatives	3	3	-	-
Total Assets at fair value through profit or loss	137,840	137,840	-	-
30/06/2023	Total \$'000	Level 1 \$'000	Level 2 \$'000	Level 3 \$'000
Financial Assets at fair value through profit or loss:				
Listed Equities	175,676	175,676	-	-
Listed Property Trusts	10,230	10,230	-	-
Derivatives	10	10	-	-
Total Assets at fair value through profit or loss	185,916	185,916	-	-

COLONIAL FIRST STATE - FIRSTCHOICE WHOLESALE INVESTMENT FUNDS

**NOTES TO THE FINANCIAL STATEMENTS
FOR THE REPORTING PERIOD ENDED 30 JUNE 2024**

6. FINANCIAL ASSETS AND LIABILITIES AT FAIR VALUE THROUGH PROFIT OR LOSS (continued)

(c) Recognised Fair Value Measurements (continued)

Daintree Wholesale Core Income				
30/06/2024	Total \$'000	Level 1 \$'000	Level 2 \$'000	Level 3 \$'000
Financial Assets at fair value through profit or loss:				
Debt Securities	103,356	-	103,356	-
Derivatives	160	123	37	-
Total Assets at fair value through profit or loss	103,516	123	103,393	-
Financial Liabilities at fair value through profit or loss				
Derivatives	(57)	(42)	(15)	-
Total Liabilities at fair value through profit or loss	(57)	(42)	(15)	-
30/06/2023	Total \$'000	Level 1 \$'000	Level 2 \$'000	Level 3 \$'000
Financial Assets at fair value through profit or loss:				
Listed Equities	4,675	4,675	-	-
Managed Investment Schemes	87,341	-	87,341	-
Total Assets at fair value through profit or loss	92,016	4,675	87,341	-
Financial Liabilities at fair value through profit or loss				
Derivatives	(131)	-	(100)	(31)
Total Liabilities at fair value through profit or loss	(131)	-	(100)	(31)

COLONIAL FIRST STATE - FIRSTCHOICE WHOLESALE INVESTMENT FUNDS

NOTES TO THE FINANCIAL STATEMENTS FOR THE REPORTING PERIOD ENDED 30 JUNE 2024

6. FINANCIAL ASSETS AND LIABILITIES AT FAIR VALUE THROUGH PROFIT OR LOSS (continued)

(c) Recognised Fair Value Measurements (continued)

Martin Currie Wholesale Australia Equity Income				
30/06/2024	Total \$'000	Level 1 \$'000	Level 2 \$'000	Level 3 \$'000
Financial Assets at fair value through profit or loss:				
Listed Equities	244,790	244,790	-	-
Listed Property Trusts	11,281	11,281	-	-
Total Assets at fair value through profit or loss	256,071	256,071	-	-
30/06/2023	Total \$'000	Level 1 \$'000	Level 2 \$'000	Level 3 \$'000
Financial Assets at fair value through profit or loss:				
Listed Equities	287,937	287,937	-	-
Listed Property Trusts	13,322	13,322	-	-
Derivatives	1,337	-	1,337	-
Total Assets at fair value through profit or loss	302,596	301,259	1,337	-
Financial Liabilities at fair value through profit or loss				
Derivatives	(3,270)	-	(2,982)	(288)
Total Liabilities at fair value through profit or loss	(3,270)	-	(2,982)	(288)

COLONIAL FIRST STATE - FIRSTCHOICE WHOLESALE INVESTMENT FUNDS

**NOTES TO THE FINANCIAL STATEMENTS
FOR THE REPORTING PERIOD ENDED 30 JUNE 2024**

6. FINANCIAL ASSETS AND LIABILITIES AT FAIR VALUE THROUGH PROFIT OR LOSS (continued)

(c) Recognised Fair Value Measurements (continued)

Merlon Wholesale Australian Share Income				
30/06/2024	Total \$'000	Level 1 \$'000	Level 2 \$'000	Level 3 \$'000
Financial Assets at fair value through profit or loss:				
Listed Equities	148,280	148,280	-	-
Listed Property Trusts	3,456	3,456	-	-
Derivatives	100	3	4	93
Total Assets at fair value through profit or loss	151,836	151,739	4	93
Financial Liabilities at fair value through profit or loss				
Derivatives	(1,105)	-	(511)	(594)
Total Liabilities at fair value through profit or loss	(1,105)	-	(511)	(594)
30/06/2023	Total \$'000	Level 1 \$'000	Level 2 \$'000	Level 3 \$'000
Financial Assets at fair value through profit or loss:				
Listed Equities	159,851	159,851	-	-
Derivatives	275	-	191	84
Total Assets at fair value through profit or loss	160,126	159,851	191	84
Financial Liabilities at fair value through profit or loss				
Derivatives	(1,261)	-	(205)	(1,056)
Total Liabilities at fair value through profit or loss	(1,261)	-	(205)	(1,056)

COLONIAL FIRST STATE - FIRSTCHOICE WHOLESALE INVESTMENT FUNDS

NOTES TO THE FINANCIAL STATEMENTS FOR THE REPORTING PERIOD ENDED 30 JUNE 2024

6. FINANCIAL ASSETS AND LIABILITIES AT FAIR VALUE THROUGH PROFIT OR LOSS (continued)

(c) Recognised Fair Value Measurements (continued)

State Street Wholesale Australian Equity				
30/06/2024	Total \$'000	Level 1 \$'000	Level 2 \$'000	Level 3 \$'000
Financial Assets at fair value through profit or loss:				
Listed Equities	70,531	70,531	-	-
Listed Property Trusts	590	590	-	-
Derivatives	5	5	-	-
Total Assets at fair value through profit or loss	71,126	71,126	-	-
30/06/2023	Total \$'000	Level 1 \$'000	Level 2 \$'000	Level 3 \$'000
Financial Assets at fair value through profit or loss:				
Listed Equities	93,009	93,009	-	-
Listed Property Trusts	8,076	8,076	-	-
Derivatives	8	8	-	-
Total Assets at fair value through profit or loss	101,093	101,093	-	-

Acadian Wholesale Australian Equity				
30/06/2024	Total \$'000	Level 1 \$'000	Level 2 \$'000	Level 3 \$'000
Financial Assets at fair value through profit or loss:				
Listed Equities	56,040	56,040	-	-
Listed Property Trusts	2,557	2,557	-	-
Derivatives	4	4	-	-
Total Assets at fair value through profit or loss	58,601	58,601	-	-
30/06/2023	Total \$'000	Level 1 \$'000	Level 2 \$'000	Level 3 \$'000
Financial Assets at fair value through profit or loss:				
Listed Equities	158,739	158,692	-	47
Listed Property Trusts	6,845	6,845	-	-
Derivatives	5	5	-	-
Total Assets at fair value through profit or loss	165,589	165,542	-	47

COLONIAL FIRST STATE - FIRSTCHOICE WHOLESALE INVESTMENT FUNDS

NOTES TO THE FINANCIAL STATEMENTS FOR THE REPORTING PERIOD ENDED 30 JUNE 2024

6. FINANCIAL ASSETS AND LIABILITIES AT FAIR VALUE THROUGH PROFIT OR LOSS (continued)

(c) Recognised Fair Value Measurements (continued)

Airlie Wholesale Australian Share				
30/06/2024	Total \$'000	Level 1 \$'000	Level 2 \$'000	Level 3 \$'000
Financial Assets at fair value through profit or loss:				
Listed Equities	116,711	116,711	-	-
Listed Property Trusts	3,318	3,318	-	-
Total Assets at fair value through profit or loss	120,029	120,029	-	-
30/06/2023	Total \$'000	Level 1 \$'000	Level 2 \$'000	Level 3 \$'000
Financial Assets at fair value through profit or loss:				
Listed Equities	91,974	91,974	-	-
Listed Property Trusts	2,569	2,569	-	-
Debt Securities	4,953	-	4,953	-
Total Assets at fair value through profit or loss	99,496	94,543	4,953	-

Alphinity Wholesale Sustainable Share				
30/06/2024	Total \$'000	Level 1 \$'000	Level 2 \$'000	Level 3 \$'000
Financial Assets at fair value through profit or loss:				
Listed Equities	55,342	55,342	-	-
Listed Property Trusts	3,462	3,462	-	-
Derivatives	11	11	-	-
Total Assets at fair value through profit or loss	58,815	58,815	-	-
30/06/2023	Total \$'000	Level 1 \$'000	Level 2 \$'000	Level 3 \$'000
Financial Assets at fair value through profit or loss:				
Listed Equities	61,960	61,960	-	-
Listed Property Trusts	4,012	4,012	-	-
Derivatives	17	17	-	-
Total Assets at fair value through profit or loss	65,989	65,989	-	-

COLONIAL FIRST STATE - FIRSTCHOICE WHOLESALE INVESTMENT FUNDS

NOTES TO THE FINANCIAL STATEMENTS FOR THE REPORTING PERIOD ENDED 30 JUNE 2024

6. FINANCIAL ASSETS AND LIABILITIES AT FAIR VALUE THROUGH PROFIT OR LOSS (continued)

(c) Recognised Fair Value Measurements (continued)

Antares Wholesale Ex-20 Australian Equities				
30/06/2024	Total \$	Level 1 \$	Level 2 \$	Level 3 \$
Financial Assets at fair value through profit or loss:				
Listed Equities	6,684,224	6,684,224	-	-
Listed Property Trusts	193,548	193,548	-	-
Total Assets at fair value through profit or loss	6,877,772	6,877,772	-	-

Ausbil Wholesale Active Sustainable Equity				
30/06/2024	Total \$'000	Level 1 \$'000	Level 2 \$'000	Level 3 \$'000
Financial Assets at fair value through profit or loss:				
Listed Equities	43,230	43,230	-	-
Listed Property Trusts	3,228	3,228	-	-
Total Assets at fair value through profit or loss	46,458	46,458	-	-
30/06/2023	Total \$'000	Level 1 \$'000	Level 2 \$'000	Level 3 \$'000
Financial Assets at fair value through profit or loss:				
Listed Equities	43,040	43,040	-	-
Listed Property Trusts	2,544	2,544	-	-
Total Assets at fair value through profit or loss	45,584	45,584	-	-

COLONIAL FIRST STATE - FIRSTCHOICE WHOLESALE INVESTMENT FUNDS

NOTES TO THE FINANCIAL STATEMENTS FOR THE REPORTING PERIOD ENDED 30 JUNE 2024

6. FINANCIAL ASSETS AND LIABILITIES AT FAIR VALUE THROUGH PROFIT OR LOSS (continued)

(c) Recognised Fair Value Measurements (continued)

Ausbil Wholesale Australian Active Equity				
30/06/2024	Total \$'000	Level 1 \$'000	Level 2 \$'000	Level 3 \$'000
Financial Assets at fair value through profit or loss:				
Listed Equities	681,875	681,875	-	-
Listed Property Trusts	37,139	37,139	-	-
Total Assets at fair value through profit or loss	719,014	719,014	-	-
30/06/2023	Total \$'000	Level 1 \$'000	Level 2 \$'000	Level 3 \$'000
Financial Assets at fair value through profit or loss:				
Listed Equities	604,423	604,423	-	-
Listed Property Trusts	19,648	19,648	-	-
Total Assets at fair value through profit or loss	624,071	624,071	-	-

Bennelong Wholesale ex-20 Australian Equities				
30/06/2024	Total \$'000	Level 1 \$'000	Level 2 \$'000	Level 3 \$'000
Financial Assets at fair value through profit or loss:				
Listed Equities	687,171	687,171	-	-
Listed Property Trusts	21,034	21,034	-	-
Total Assets at fair value through profit or loss	708,205	708,205	-	-
30/06/2023	Total \$'000	Level 1 \$'000	Level 2 \$'000	Level 3 \$'000
Financial Assets at fair value through profit or loss:				
Listed Equities	755,864	755,864	-	-
Listed Property Trusts	16,710	16,710	-	-
Total Assets at fair value through profit or loss	772,574	772,574	-	-

COLONIAL FIRST STATE - FIRSTCHOICE WHOLESALE INVESTMENT FUNDS

NOTES TO THE FINANCIAL STATEMENTS FOR THE REPORTING PERIOD ENDED 30 JUNE 2024

6. FINANCIAL ASSETS AND LIABILITIES AT FAIR VALUE THROUGH PROFIT OR LOSS (continued)

(c) Recognised Fair Value Measurements (continued)

DNR Capital Wholesale Australian Equities High Conviction				
30/06/2024	Total \$'000	Level 1 \$'000	Level 2 \$'000	Level 3 \$'000
Financial Assets at fair value through profit or loss:				
Listed Equities	176,172	176,172	-	-
Listed Property Trusts	6,856	6,856	-	-
Total Assets at fair value through profit or loss	183,028	183,028	-	-
30/06/2023	Total \$'000	Level 1 \$'000	Level 2 \$'000	Level 3 \$'000
Financial Assets at fair value through profit or loss:				
Listed Equities	66,472	66,472	-	-
Listed Property Trusts	4,637	4,637	-	-
Total Assets at fair value through profit or loss	71,109	71,109	-	-

DNR Capital Wholesale Australian Equity Income				
30/06/2024	Total \$'000	Level 1 \$'000	Level 2 \$'000	Level 3 \$'000
Financial Assets at fair value through profit or loss:				
Listed Equities	84,341	84,341	-	-
Listed Property Trusts	3,152	3,152	-	-
Total Assets at fair value through profit or loss	87,493	87,493	-	-
30/06/2023	Total \$'000	Level 1 \$'000	Level 2 \$'000	Level 3 \$'000
Financial Assets at fair value through profit or loss:				
Listed Equities	73,352	73,352	-	-
Listed Property Trusts	4,654	4,654	-	-
Total Assets at fair value through profit or loss	78,006	78,006	-	-
Financial Liabilities at fair value through profit or loss				
Derivatives	(55)	-	(55)	-
Total Liabilities at fair value through profit or loss	(55)	-	(55)	-

COLONIAL FIRST STATE - FIRSTCHOICE WHOLESALE INVESTMENT FUNDS

NOTES TO THE FINANCIAL STATEMENTS FOR THE REPORTING PERIOD ENDED 30 JUNE 2024

6. FINANCIAL ASSETS AND LIABILITIES AT FAIR VALUE THROUGH PROFIT OR LOSS (continued)

(c) Recognised Fair Value Measurements (continued)

Fidelity Wholesale Australian Equities				
30/06/2024	Total \$'000	Level 1 \$'000	Level 2 \$'000	Level 3 \$'000
Financial Assets at fair value through profit or loss:				
Listed Equities	1,566,164	1,565,879	-	285
Listed Property Trusts	109,622	109,622	-	-
Total Assets at fair value through profit or loss	1,675,786	1,675,501	-	285
30/06/2023	Total \$'000	Level 1 \$'000	Level 2 \$'000	Level 3 \$'000
Financial Assets at fair value through profit or loss:				
Listed Equities	1,652,087	1,648,639	3,448	-
Listed Property Trusts	77,728	77,728	-	-
Debt Securities	388	-	-	388
Total Assets at fair value through profit or loss	1,730,203	1,726,367	3,448	388

First Sentier Wholesale Concentrated Australian Share				
30/06/2024	Total \$'000	Level 1 \$'000	Level 2 \$'000	Level 3 \$'000
Financial Assets at fair value through profit or loss:				
Listed Equities	888,230	888,230	-	-
Listed Property Trusts	61,432	61,432	-	-
Total Assets at fair value through profit or loss	949,662	949,662	-	-
30/06/2023	Total \$'000	Level 1 \$'000	Level 2 \$'000	Level 3 \$'000
Financial Assets at fair value through profit or loss:				
Listed Equities	833,289	833,289	-	-
Listed Property Trusts	38,959	38,959	-	-
Total Assets at fair value through profit or loss	872,248	872,248	-	-

COLONIAL FIRST STATE - FIRSTCHOICE WHOLESALE INVESTMENT FUNDS

NOTES TO THE FINANCIAL STATEMENTS FOR THE REPORTING PERIOD ENDED 30 JUNE 2024

6. FINANCIAL ASSETS AND LIABILITIES AT FAIR VALUE THROUGH PROFIT OR LOSS (continued)

(c) Recognised Fair Value Measurements (continued)

First Sentier Wholesale Imputation				
30/06/2024	Total \$'000	Level 1 \$'000	Level 2 \$'000	Level 3 \$'000
Financial Assets at fair value through profit or loss:				
Listed Equities	875,923	875,923	-	-
Listed Property Trusts	34,296	34,296	-	-
Managed Investment Schemes	54,299	-	54,299	-
Total Assets at fair value through profit or loss	964,518	910,219	54,299	-
30/06/2023	Total \$'000	Level 1 \$'000	Level 2 \$'000	Level 3 \$'000
Financial Assets at fair value through profit or loss:				
Listed Equities	895,689	890,529	5,160	-
Listed Property Trusts	28,377	28,377	-	-
Managed Investment Schemes	52,590	-	52,590	-
Total Assets at fair value through profit or loss	976,656	918,906	57,750	-

Investors Mutual Wholesale Australian Share				
30/06/2024	Total \$'000	Level 1 \$'000	Level 2 \$'000	Level 3 \$'000
Financial Assets at fair value through profit or loss:				
Listed Equities	778,808	778,808	-	-
Listed Property Trusts	16,402	16,402	-	-
Debt Securities	772	-	772	-
Total Assets at fair value through profit or loss	795,982	795,210	772	-
Financial Liabilities at fair value through profit or loss				
Derivatives	(128)	(128)	-	-
Total Liabilities at fair value through profit or loss	(128)	(128)	-	-
30/06/2023	Total \$'000	Level 1 \$'000	Level 2 \$'000	Level 3 \$'000
Financial Assets at fair value through profit or loss:				
Listed Equities	865,608	865,608	-	-
Listed Property Trusts	16,596	16,596	-	-
Total Assets at fair value through profit or loss	882,204	882,204	-	-
Financial Liabilities at fair value through profit or loss				
Derivatives	(409)	(175)	(234)	-
Total Liabilities at fair value through profit or loss	(409)	(175)	(234)	-

COLONIAL FIRST STATE - FIRSTCHOICE WHOLESALE INVESTMENT FUNDS

NOTES TO THE FINANCIAL STATEMENTS FOR THE REPORTING PERIOD ENDED 30 JUNE 2024

6. FINANCIAL ASSETS AND LIABILITIES AT FAIR VALUE THROUGH PROFIT OR LOSS (continued)

(c) Recognised Fair Value Measurements (continued)

Lazard Wholesale Select Australian Equity				
30/06/2024	Total \$'000	Level 1 \$'000	Level 2 \$'000	Level 3 \$'000
Financial Assets at fair value through profit or loss:				
Listed Equities	372,473	372,473	-	-
Listed Property Trusts	4,888	4,888	-	-
Total Assets at fair value through profit or loss	377,361	377,361	-	-
30/06/2023	Total \$'000	Level 1 \$'000	Level 2 \$'000	Level 3 \$'000
Financial Assets at fair value through profit or loss:				
Listed Equities	349,898	349,898	-	-
Total Assets at fair value through profit or loss	349,898	349,898	-	-

Pendal Wholesale Australian Share				
30/06/2024	Total \$'000	Level 1 \$'000	Level 2 \$'000	Level 3 \$'000
Financial Assets at fair value through profit or loss:				
Listed Equities	300,409	300,409	-	-
Listed Property Trusts	17,312	17,312	-	-
Derivatives	2	2	-	-
Total Assets at fair value through profit or loss	317,723	317,723	-	-
30/06/2023	Total \$'000	Level 1 \$'000	Level 2 \$'000	Level 3 \$'000
Financial Assets at fair value through profit or loss:				
Listed Equities	292,159	292,159	-	-
Listed Property Trusts	10,766	10,766	-	-
Derivatives	21	21	-	-
Total Assets at fair value through profit or loss	302,946	302,946	-	-

COLONIAL FIRST STATE - FIRSTCHOICE WHOLESALE INVESTMENT FUNDS

NOTES TO THE FINANCIAL STATEMENTS FOR THE REPORTING PERIOD ENDED 30 JUNE 2024

6. FINANCIAL ASSETS AND LIABILITIES AT FAIR VALUE THROUGH PROFIT OR LOSS (continued)

(c) Recognised Fair Value Measurements (continued)

Pendal Wholesale Sustainable Australian Share				
30/06/2024	Total \$'000	Level 1 \$'000	Level 2 \$'000	Level 3 \$'000
Financial Assets at fair value through profit or loss:				
Listed Equities	88,469	88,469	-	-
Listed Property Trusts	5,658	5,658	-	-
Derivatives	11	11	-	-
Total Assets at fair value through profit or loss	94,138	94,138	-	-
30/06/2023	Total \$'000	Level 1 \$'000	Level 2 \$'000	Level 3 \$'000
Financial Assets at fair value through profit or loss:				
Listed Equities	86,657	86,657	-	-
Listed Property Trusts	3,384	3,384	-	-
Derivatives	10	10	-	-
Total Assets at fair value through profit or loss	90,051	90,051	-	-

Perennial Value Wholesale Australian Share				
30/06/2024	Total \$'000	Level 1 \$'000	Level 2 \$'000	Level 3 \$'000
Financial Assets at fair value through profit or loss:				
Listed Equities	278,231	278,231	-	-
Listed Property Trusts	12,942	12,942	-	-
Derivatives	18	18	-	-
Total Assets at fair value through profit or loss	291,191	291,191	-	-
30/06/2023	Total \$'000	Level 1 \$'000	Level 2 \$'000	Level 3 \$'000
Financial Assets at fair value through profit or loss:				
Listed Equities	294,451	294,451	-	-
Listed Property Trusts	4,604	4,604	-	-
Derivatives	103	38	65	-
Total Assets at fair value through profit or loss	299,158	299,093	65	-

COLONIAL FIRST STATE - FIRSTCHOICE WHOLESALE INVESTMENT FUNDS

**NOTES TO THE FINANCIAL STATEMENTS
FOR THE REPORTING PERIOD ENDED 30 JUNE 2024**

6. FINANCIAL ASSETS AND LIABILITIES AT FAIR VALUE THROUGH PROFIT OR LOSS (continued)

(c) Recognised Fair Value Measurements (continued)

Perpetual Wholesale Australian Share				
30/06/2024	Total \$'000	Level 1 \$'000	Level 2 \$'000	Level 3 \$'000
Financial Assets at fair value through profit or loss:				
Listed Equities	270,672	270,672	-	-
Listed Property Trusts	14,725	14,725	-	-
Derivatives	177	-	177	-
Total Assets at fair value through profit or loss	285,574	285,397	177	-
Financial Liabilities at fair value through profit or loss				
Derivatives	-	-	-	-
Total Liabilities at fair value through profit or loss	-	-	-	-
30/06/2023	Total \$'000	Level 1 \$'000	Level 2 \$'000	Level 3 \$'000
Financial Assets at fair value through profit or loss:				
Listed Equities	309,371	309,371	-	-
Listed Property Trusts	15,668	15,668	-	-
Total Assets at fair value through profit or loss	325,039	325,039	-	-
Financial Liabilities at fair value through profit or loss				
Derivatives	(489)	-	(489)	-
Total Liabilities at fair value through profit or loss	(489)	-	(489)	-

COLONIAL FIRST STATE - FIRSTCHOICE WHOLESALE INVESTMENT FUNDS

NOTES TO THE FINANCIAL STATEMENTS FOR THE REPORTING PERIOD ENDED 30 JUNE 2024

6. FINANCIAL ASSETS AND LIABILITIES AT FAIR VALUE THROUGH PROFIT OR LOSS (continued)

(c) Recognised Fair Value Measurements (continued)

Perpetual Wholesale Industrial Share				
30/06/2024	Total \$'000	Level 1 \$'000	Level 2 \$'000	Level 3 \$'000
Financial Assets at fair value through profit or loss:				
Listed Equities	605,307	605,307	-	-
Listed Property Trusts	74,134	74,134	-	-
Derivatives	40	-	40	-
Total Assets at fair value through profit or loss	679,481	679,441	40	-
Financial Liabilities at fair value through profit or loss				
Derivatives	(2)	-	(2)	-
Total Liabilities at fair value through profit or loss	(2)	-	(2)	-
30/06/2023	Total \$'000	Level 1 \$'000	Level 2 \$'000	Level 3 \$'000
Financial Assets at fair value through profit or loss:				
Listed Equities	585,391	585,391	-	-
Listed Property Trusts	34,677	34,677	-	-
Total Assets at fair value through profit or loss	620,068	620,068	-	-
Financial Liabilities at fair value through profit or loss				
Derivatives	(560)	-	(560)	-
Total Liabilities at fair value through profit or loss	(560)	-	(560)	-

Realindex Wholesale Australian Share Value				
30/06/2024	Total \$'000	Level 1 \$'000	Level 2 \$'000	Level 3 \$'000
Financial Assets at fair value through profit or loss:				
Managed Investment Schemes	130,694	-	130,694	-
Total Assets at fair value through profit or loss	130,694	-	130,694	-
30/06/2023	Total \$'000	Level 1 \$'000	Level 2 \$'000	Level 3 \$'000
Financial Assets at fair value through profit or loss:				
Managed Investment Schemes	118,096	-	118,096	-
Total Assets at fair value through profit or loss	118,096	-	118,096	-

COLONIAL FIRST STATE - FIRSTCHOICE WHOLESALE INVESTMENT FUNDS

NOTES TO THE FINANCIAL STATEMENTS FOR THE REPORTING PERIOD ENDED 30 JUNE 2024

6. FINANCIAL ASSETS AND LIABILITIES AT FAIR VALUE THROUGH PROFIT OR LOSS (continued)

(c) Recognised Fair Value Measurements (continued)

Schroder Wholesale Australian Equity				
30/06/2024	Total \$'000	Level 1 \$'000	Level 2 \$'000	Level 3 \$'000
Financial Assets at fair value through profit or loss:				
Listed Equities	1,007,525	1,007,525	-	-
Derivatives	68	68	-	-
Total Assets at fair value through profit or loss	1,007,593	1,007,593	-	-
30/06/2023	Total \$'000	Level 1 \$'000	Level 2 \$'000	Level 3 \$'000
Financial Assets at fair value through profit or loss:				
Listed Equities	845,763	843,088	2,675	-
Listed Property Trusts	33,310	33,310	-	-
Derivatives	53	53	-	-
Total Assets at fair value through profit or loss	879,126	876,451	2,675	-

Solaris Wholesale Core Australian Equity				
30/06/2024	Total \$'000	Level 1 \$'000	Level 2 \$'000	Level 3 \$'000
Financial Assets at fair value through profit or loss:				
Listed Equities	163,399	163,399	-	-
Listed Property Trusts	7,107	7,107	-	-
Derivatives	23	23	-	-
Total Assets at fair value through profit or loss	170,529	170,529	-	-
30/06/2023	Total \$'000	Level 1 \$'000	Level 2 \$'000	Level 3 \$'000
Financial Assets at fair value through profit or loss:				
Listed Equities	154,361	154,361	-	-
Listed Property Trusts	8,756	8,756	-	-
Derivatives	7	7	-	-
Total Assets at fair value through profit or loss	163,124	163,124	-	-

COLONIAL FIRST STATE - FIRSTCHOICE WHOLESALE INVESTMENT FUNDS

NOTES TO THE FINANCIAL STATEMENTS FOR THE REPORTING PERIOD ENDED 30 JUNE 2024

6. FINANCIAL ASSETS AND LIABILITIES AT FAIR VALUE THROUGH PROFIT OR LOSS (continued)

(c) Recognised Fair Value Measurements (continued)

Ausbil Wholesale Australian Equity				
30/06/2024	Total \$'000	Level 1 \$'000	Level 2 \$'000	Level 3 \$'000
Financial Assets at fair value through profit or loss:				
Listed Equities	416,265	416,265	-	-
Listed Property Trusts	22,493	22,493	-	-
Total Assets at fair value through profit or loss	438,758	438,758	-	-
30/06/2023	Total \$'000	Level 1 \$'000	Level 2 \$'000	Level 3 \$'000
Financial Assets at fair value through profit or loss:				
Listed Equities	443,039	443,039	-	-
Listed Property Trusts	24,143	24,143	-	-
Total Assets at fair value through profit or loss	467,182	467,182	-	-

WaveStone Wholesale Australian Share				
30/06/2024	Total \$'000	Level 1 \$'000	Level 2 \$'000	Level 3 \$'000
Financial Assets at fair value through profit or loss:				
Listed Equities	100,039	100,039	-	-
Listed Property Trusts	5,966	5,966	-	-
Total Assets at fair value through profit or loss	106,005	106,005	-	-
30/06/2023	Total \$'000	Level 1 \$'000	Level 2 \$'000	Level 3 \$'000
Financial Assets at fair value through profit or loss:				
Listed Equities	110,612	110,612	-	-
Listed Property Trusts	1,688	1,688	-	-
Total Assets at fair value through profit or loss	112,300	112,300	-	-

COLONIAL FIRST STATE - FIRSTCHOICE WHOLESALE INVESTMENT FUNDS

NOTES TO THE FINANCIAL STATEMENTS FOR THE REPORTING PERIOD ENDED 30 JUNE 2024

6. FINANCIAL ASSETS AND LIABILITIES AT FAIR VALUE THROUGH PROFIT OR LOSS (continued)

(c) Recognised Fair Value Measurements (continued)

Ausbil Wholesale Australian Emerging Leaders				
30/06/2024	Total \$'000	Level 1 \$'000	Level 2 \$'000	Level 3 \$'000
Financial Assets at fair value through profit or loss:				
Listed Equities	168,689	168,689	-	-
Listed Property Trusts	4,922	4,922	-	-
Total Assets at fair value through profit or loss	173,611	173,611	-	-
30/06/2023	Total \$'000	Level 1 \$'000	Level 2 \$'000	Level 3 \$'000
Financial Assets at fair value through profit or loss:				
Listed Equities	158,480	158,480	-	-
Listed Property Trusts	9,732	9,732	-	-
Total Assets at fair value through profit or loss	168,212	168,212	-	-

Celeste Wholesale Australian Small Companies				
30/06/2024	Total \$'000	Level 1 \$'000	Level 2 \$'000	Level 3 \$'000
Financial Assets at fair value through profit or loss:				
Listed Equities	99,055	99,055	-	-
Total Assets at fair value through profit or loss	99,055	99,055	-	-
30/06/2023	Total \$'000	Level 1 \$'000	Level 2 \$'000	Level 3 \$'000
Financial Assets at fair value through profit or loss:				
Listed Equities	88,167	86,182	1,985	-
Listed Property Trusts	3,363	3,363	-	-
Total Assets at fair value through profit or loss	91,530	89,545	1,985	-

COLONIAL FIRST STATE - FIRSTCHOICE WHOLESALE INVESTMENT FUNDS

NOTES TO THE FINANCIAL STATEMENTS FOR THE REPORTING PERIOD ENDED 30 JUNE 2024

6. FINANCIAL ASSETS AND LIABILITIES AT FAIR VALUE THROUGH PROFIT OR LOSS (continued)

(c) Recognised Fair Value Measurements (continued)

Eiger Wholesale Australian Small Companies				
30/06/2024	Total \$'000	Level 1 \$'000	Level 2 \$'000	Level 3 \$'000
Financial Assets at fair value through profit or loss:				
Listed Equities	35,521	35,521	-	-
Total Assets at fair value through profit or loss	35,521	35,521	-	-
30/06/2023	Total \$'000	Level 1 \$'000	Level 2 \$'000	Level 3 \$'000
Financial Assets at fair value through profit or loss:				
Listed Equities	27,588	27,507	81	-
Listed Property Trusts	926	926	-	-
Total Assets at fair value through profit or loss	28,514	28,433	81	-

First Sentier Wholesale Australian Small Companies				
30/06/2024	Total \$'000	Level 1 \$'000	Level 2 \$'000	Level 3 \$'000
Financial Assets at fair value through profit or loss:				
Listed Equities	635,062	635,062	-	-
Listed Property Trusts	51,678	51,678	-	-
Debt Securities	1,495	-	1,495	-
Derivatives	2	2	-	-
Total Assets at fair value through profit or loss	688,237	686,742	1,495	-
30/06/2023	Total \$'000	Level 1 \$'000	Level 2 \$'000	Level 3 \$'000
Financial Assets at fair value through profit or loss:				
Listed Equities	572,299	572,299	-	-
Listed Property Trusts	46,446	46,446	-	-
Derivatives	109	109	-	-
Total Assets at fair value through profit or loss	618,854	618,854	-	-

COLONIAL FIRST STATE - FIRSTCHOICE WHOLESALE INVESTMENT FUNDS

NOTES TO THE FINANCIAL STATEMENTS FOR THE REPORTING PERIOD ENDED 30 JUNE 2024

6. FINANCIAL ASSETS AND LIABILITIES AT FAIR VALUE THROUGH PROFIT OR LOSS (continued)

(c) Recognised Fair Value Measurements (continued)

OC Wholesale Premium Small Companies				
30/06/2024	Total \$'000	Level 1 \$'000	Level 2 \$'000	Level 3 \$'000
Financial Assets at fair value through profit or loss:				
Listed Equities	252,686	252,686	-	-
Listed Property Trusts	15,154	15,154	-	-
Total Assets at fair value through profit or loss	267,840	267,840	-	-
30/06/2023	Total \$'000	Level 1 \$'000	Level 2 \$'000	Level 3 \$'000
Financial Assets at fair value through profit or loss:				
Listed Equities	255,672	255,672	-	-
Listed Property Trusts	11,853	11,853	-	-
Total Assets at fair value through profit or loss	267,525	267,525	-	-

Realindex Wholesale Australian Small Companies Value				
30/06/2024	Total \$'000	Level 1 \$'000	Level 2 \$'000	Level 3 \$'000
Financial Assets at fair value through profit or loss:				
Managed Investment Schemes	22,565	-	22,565	-
Total Assets at fair value through profit or loss	22,565	-	22,565	-
30/06/2023	Total \$'000	Level 1 \$'000	Level 2 \$'000	Level 3 \$'000
Financial Assets at fair value through profit or loss:				
Managed Investment Schemes	23,006	-	23,006	-
Total Assets at fair value through profit or loss	23,006	-	23,006	-

COLONIAL FIRST STATE - FIRSTCHOICE WHOLESALE INVESTMENT FUNDS

NOTES TO THE FINANCIAL STATEMENTS FOR THE REPORTING PERIOD ENDED 30 JUNE 2024

6. FINANCIAL ASSETS AND LIABILITIES AT FAIR VALUE THROUGH PROFIT OR LOSS (continued)

(c) Recognised Fair Value Measurements (continued)

Acadian Wholesale Australian Equity Long Short				
30/06/2024	Total \$'000	Level 1 \$'000	Level 2 \$'000	Level 3 \$'000
Financial Assets at fair value through profit or loss:				
Listed Equities	190,408	190,373	-	35
Listed Property Trusts	7,586	7,586	-	-
Derivatives	11	11	-	-
Total Assets at fair value through profit or loss	198,005	197,970	-	35
Financial Liabilities at fair value through profit or loss				
Securities - short sell	(48,369)	(48,369)	-	-
Total Liabilities at fair value through profit or loss	(48,369)	(48,369)	-	-
30/06/2023	Total \$'000	Level 1 \$'000	Level 2 \$'000	Level 3 \$'000
Financial Assets at fair value through profit or loss:				
Listed Equities	148,244	148,048	-	196
Listed Property Trusts	10,065	10,065	-	-
Total Assets at fair value through profit or loss	158,309	158,113	-	196
Financial Liabilities at fair value through profit or loss				
Derivatives	(6)	(6)	-	-
Securities - short sell	(38,253)	(38,253)	-	-
Total Liabilities at fair value through profit or loss	(38,259)	(38,259)	-	-

L1 Capital Wholesale Catalyst				
30/06/2024	Total \$	Level 1 \$	Level 2 \$	Level 3 \$
Financial Assets at fair value through profit or loss:				
Listed Equities	9,021,953	9,021,953	-	-
Total Assets at fair value through profit or loss	9,021,953	9,021,953	-	-

COLONIAL FIRST STATE - FIRSTCHOICE WHOLESALE INVESTMENT FUNDS

NOTES TO THE FINANCIAL STATEMENTS FOR THE REPORTING PERIOD ENDED 30 JUNE 2024

6. FINANCIAL ASSETS AND LIABILITIES AT FAIR VALUE THROUGH PROFIT OR LOSS (continued)

(c) Recognised Fair Value Measurements (continued)

First Sentier Wholesale Property Securities				
30/06/2024	Total \$'000	Level 1 \$'000	Level 2 \$'000	Level 3 \$'000
Financial Assets at fair value through profit or loss:				
Listed Equities	36,989	36,989	-	-
Listed Property Trusts	312,218	312,218	-	-
Total Assets at fair value through profit or loss	349,207	349,207	-	-
30/06/2023	Total \$'000	Level 1 \$'000	Level 2 \$'000	Level 3 \$'000
Financial Assets at fair value through profit or loss:				
Listed Equities	27,663	27,663	-	-
Listed Property Trusts	279,875	279,875	-	-
Total Assets at fair value through profit or loss	307,538	307,538	-	-

Ironbark Wholesale Property Securities				
30/06/2024	Total \$'000	Level 1 \$'000	Level 2 \$'000	Level 3 \$'000
Financial Assets at fair value through profit or loss:				
Listed Equities	17,880	17,880	-	-
Listed Property Trusts	206,620	206,620	-	-
Derivatives	117	-	117	-
Total Assets at fair value through profit or loss	224,617	224,500	117	-
Financial Liabilities at fair value through profit or loss				
Derivatives	(9)	-	(9)	-
Total Liabilities at fair value through profit or loss	(9)	-	(9)	-
30/06/2023	Total \$'000	Level 1 \$'000	Level 2 \$'000	Level 3 \$'000
Financial Assets at fair value through profit or loss:				
Listed Equities	18,578	18,578	-	-
Listed Property Trusts	109,097	109,097	-	-
Derivatives	108	-	108	-
Total Assets at fair value through profit or loss	127,783	127,675	108	-

COLONIAL FIRST STATE - FIRSTCHOICE WHOLESALE INVESTMENT FUNDS

NOTES TO THE FINANCIAL STATEMENTS FOR THE REPORTING PERIOD ENDED 30 JUNE 2024

6. FINANCIAL ASSETS AND LIABILITIES AT FAIR VALUE THROUGH PROFIT OR LOSS (continued)

(c) Recognised Fair Value Measurements (continued)

Martin Currie Wholesale Real Income				
30/06/2024	Total \$'000	Level 1 \$'000	Level 2 \$'000	Level 3 \$'000
Financial Assets at fair value through profit or loss:				
Listed Equities	29,531	29,531	-	-
Listed Property Trusts	31,742	31,742	-	-
Derivatives	-	-	-	-
Total Assets at fair value through profit or loss	61,273	61,273	-	-
Financial Liabilities at fair value through profit or loss				
Derivatives	-	-	-	-
Total Liabilities at fair value through profit or loss	-	-	-	-
30/06/2023	Total \$'000	Level 1 \$'000	Level 2 \$'000	Level 3 \$'000
Financial Assets at fair value through profit or loss:				
Listed Equities	34,067	34,067	-	-
Listed Property Trusts	25,351	25,351	-	-
Total Assets at fair value through profit or loss	59,418	59,418	-	-

Pendal Wholesale Property Investment				
30/06/2024	Total \$'000	Level 1 \$'000	Level 2 \$'000	Level 3 \$'000
Financial Assets at fair value through profit or loss:				
Listed Equities	66,661	66,661	-	-
Listed Property Trusts	421,646	421,646	-	-
Total Assets at fair value through profit or loss	488,307	488,307	-	-
30/06/2023	Total \$'000	Level 1 \$'000	Level 2 \$'000	Level 3 \$'000
Financial Assets at fair value through profit or loss:				
Listed Equities	30,726	30,726	-	-
Listed Property Trusts	399,674	399,674	-	-
Total Assets at fair value through profit or loss	430,400	430,400	-	-

COLONIAL FIRST STATE - FIRSTCHOICE WHOLESALE INVESTMENT FUNDS

NOTES TO THE FINANCIAL STATEMENTS FOR THE REPORTING PERIOD ENDED 30 JUNE 2024

6. FINANCIAL ASSETS AND LIABILITIES AT FAIR VALUE THROUGH PROFIT OR LOSS (continued)

(c) Recognised Fair Value Measurements (continued)

Infinity Core Australian Equity				
30/06/2024	Total \$	Level 1 \$	Level 2 \$	Level 3 \$
Financial Assets at fair value through profit or loss:				
Listed Equities	1,343,438	1,343,438	-	-
Listed Property Trusts	118,160	118,160	-	-
Total Assets at fair value through profit or loss	1,461,598	1,461,598	-	-

Infinity SMID Australian Equity				
30/06/2024	Total \$	Level 1 \$	Level 2 \$	Level 3 \$
Financial Assets at fair value through profit or loss:				
Listed Equities	1,385,473	1,385,473	-	-
Listed Property Trusts	46,203	46,203	-	-
Total Assets at fair value through profit or loss	1,431,676	1,431,676	-	-

COLONIAL FIRST STATE - FIRSTCHOICE WHOLESALE INVESTMENT FUNDS

NOTES TO THE FINANCIAL STATEMENTS FOR THE REPORTING PERIOD ENDED 30 JUNE 2024

6. FINANCIAL ASSETS AND LIABILITIES AT FAIR VALUE THROUGH PROFIT OR LOSS (continued)

(c) Recognised Fair Value Measurements (continued)

Dexus Wholesale AREIT				
30/06/2024	Total \$'000	Level 1 \$'000	Level 2 \$'000	Level 3 \$'000
Financial Assets at fair value through profit or loss:				
Listed Equities	2,037	2,037	-	-
Listed Property Trusts	11,452	11,452	-	-
Total Assets at fair value through profit or loss	13,489	13,489	-	-
30/06/2023	Total \$'000	Level 1 \$'000	Level 2 \$'000	Level 3 \$'000
Financial Assets at fair value through profit or loss:				
Listed Equities	10,631	10,631	-	-
Listed Property Trusts	78,945	78,945	-	-
Total Assets at fair value through profit or loss	89,576	89,576	-	-

(d) Transfers between Levels

There are no material transfers between levels for the Funds during the current and previous reporting periods.

COLONIAL FIRST STATE - FIRSTCHOICE WHOLESALE INVESTMENT FUNDS

NOTES TO THE FINANCIAL STATEMENTS FOR THE REPORTING PERIOD ENDED 30 JUNE 2024

7. NET ASSETS ATTRIBUTABLE TO UNITHOLDERS

As stipulated within the Funds' Constitutions, each unit represents a right to an individual share in the Funds and does not extend to a right to the underlying assets of the Funds. There are no separate classes of units and each unit has the same rights attaching to it as all other units of the respective Fund.

(a) Movements in Number of Units and Net Assets Attributable to Unitholders

CFS Wholesale Enhanced Index Growth				
	1/07/2023 - 30/06/2024		1/07/2022 - 30/06/2023	
	No.'000	\$'000	No.'000	\$'000
Opening balance	516,170	573,486	465,734	483,848
Applications	115,526	135,528	91,314	98,804
Redemptions	(50,433)	(58,765)	(52,343)	(56,411)
Units issued upon reinvestment of distributions	35,403	41,781	11,465	12,398
Distribution to unitholders		(43,056)		(12,742)
Profit/(Loss)		81,004		47,589
Closing Balance	616,666	729,978	516,170	573,486

CFS Wholesale Index Global Bond				
	1/07/2023 - 30/06/2024		1/07/2022 - 30/06/2023	
	No.'000	\$'000	No.'000	\$'000
Opening balance	52,324	44,202	51,580	44,343
Applications	28,901	24,647	19,239	16,304
Redemptions	(14,409)	(12,217)	(18,531)	(15,741)
Units issued upon reinvestment of distributions	778	665	36	30
Distribution to unitholders		(728)		(34)
Profit/(Loss)		1,122		(700)
Closing Balance	67,594	57,691	52,324	44,202

CFS Wholesale Index Australian Share				
	1/07/2023 - 30/06/2024		1/07/2022 - 30/06/2023	
	No.'000	\$'000	No.'000	\$'000
Opening balance	540,134	632,582	523,994	568,861
Applications	95,031	114,297	102,295	119,896
Redemptions	(110,084)	(132,702)	(109,830)	(128,612)
Units issued upon reinvestment of distributions	21,058	25,487	23,675	27,351
Distribution to unitholders		(31,502)		(34,374)
Profit/(Loss)		71,823		79,460
Closing Balance	546,139	679,985	540,134	632,582

COLONIAL FIRST STATE - FIRSTCHOICE WHOLESALE INVESTMENT FUNDS

NOTES TO THE FINANCIAL STATEMENTS FOR THE REPORTING PERIOD ENDED 30 JUNE 2024

7. NET ASSETS ATTRIBUTABLE TO UNITHOLDERS (continued)

(a) Movements in Number of Units and Net Assets Attributable to Unitholders (continued)

CFS Wholesale Geared Index Australian Share				
	1/07/2023 - 30/06/2024		1/07/2022 - 30/06/2023	
	No.'000	\$'000	No.'000	\$'000
Opening balance	89,887	86,422	36,420	28,704
Applications	28,094	28,826	73,032	66,838
Redemptions	(66,841)	(69,063)	(22,447)	(21,701)
Units issued upon reinvestment of distributions	3,296	3,564	2,882	2,775
Distribution to unitholders		(3,646)		(2,810)
Profit/(Loss)		12,704		12,616
Closing Balance	54,436	58,807	89,887	86,422

Daintree Wholesale Core Income				
	1/07/2023 - 30/06/2024		1/07/2022 - 30/06/2023	
	No.'000	\$'000	No.'000	\$'000
Opening balance	115,062	95,567	122,577	99,111
Applications	46,153	39,806	13,732	11,405
Redemptions	(22,282)	(18,986)	(24,697)	(20,363)
Units issued upon reinvestment of distributions	23,532	17,924	3,450	2,853
Distribution to unitholders		(20,292)		(3,338)
Profit/(Loss)		6,884		5,899
Closing Balance	162,465	120,903	115,062	95,567

Martin Currie Wholesale Australia Equity Income				
	1/07/2023 - 30/06/2024		1/07/2022 - 30/06/2023	
	No.'000	\$'000	No.'000	\$'000
Opening balance	447,385	311,387	428,185	279,652
Applications	39,332	27,798	70,543	48,642
Redemptions	(143,283)	(102,779)	(67,645)	(46,718)
Units issued upon reinvestment of distributions	14,430	10,175	16,302	11,075
Distribution to unitholders		(18,397)		(21,402)
Profit/(Loss)		28,634		40,138
Closing Balance	357,864	256,818	447,385	311,387

COLONIAL FIRST STATE - FIRSTCHOICE WHOLESALE INVESTMENT FUNDS

NOTES TO THE FINANCIAL STATEMENTS FOR THE REPORTING PERIOD ENDED 30 JUNE 2024

7. NET ASSETS ATTRIBUTABLE TO UNITHOLDERS (continued)

(a) Movements in Number of Units and Net Assets Attributable to Unitholders (continued)

Merlon Wholesale Australian Share Income				
	1/07/2023 - 30/06/2024		1/07/2022 - 30/06/2023	
	No.'000	\$'000	No.'000	\$'000
Opening balance	192,001	166,626	187,650	144,492
Applications	21,462	18,692	30,521	25,589
Redemptions	(42,443)	(37,520)	(33,978)	(28,419)
Units issued upon reinvestment of distributions	15,198	13,102	7,808	6,615
Distribution to unitholders		(13,394)		(6,764)
Profit/(Loss)		12,341		25,113
Closing Balance	186,218	159,847	192,001	166,626

State Street Wholesale Australian Equity				
	1/07/2023 - 30/06/2024		1/07/2022 - 30/06/2023	
	No.'000	\$'000	No.'000	\$'000
Opening balance	78,684	102,644	108,939	138,325
Applications	1,890	2,376	4,464	5,810
Redemptions	(25,536)	(32,133)	(38,808)	(50,841)
Units issued upon reinvestment of distributions	2,668	3,319	4,089	5,279
Distribution to unitholders		(3,373)		(5,374)
Profit/(Loss)		(174)		9,445
Closing Balance	57,706	72,659	78,684	102,644

Acadian Wholesale Australian Equity				
	1/07/2023 - 30/06/2024		1/07/2022 - 30/06/2023	
	No.'000	\$'000	No.'000	\$'000
Opening balance	118,794	167,980	137,647	178,880
Applications	5,467	8,031	21,484	28,964
Redemptions	(89,287)	(133,892)	(45,723)	(64,188)
Units issued upon reinvestment of distributions	3,204	4,618	5,386	7,400
Distribution to unitholders		(4,687)		(7,477)
Profit/(Loss)		17,773		24,401
Closing Balance	38,178	59,823	118,794	167,980

COLONIAL FIRST STATE - FIRSTCHOICE WHOLESALE INVESTMENT FUNDS

NOTES TO THE FINANCIAL STATEMENTS FOR THE REPORTING PERIOD ENDED 30 JUNE 2024

7. NET ASSETS ATTRIBUTABLE TO UNITHOLDERS (continued)

(a) Movements in Number of Units and Net Assets Attributable to Unitholders (continued)

Airlie Wholesale Australian Share				
	1/07/2023 - 30/06/2024		1/07/2022 - 30/06/2023	
	No.'000	\$'000	No.'000	\$'000
Opening balance	99,634	103,195	97,247	94,864
Applications	26,606	29,406	8,458	8,801
Redemptions	(14,836)	(16,010)	(10,974)	(11,300)
Units issued upon reinvestment of distributions	9,849	10,595	4,903	4,999
Distribution to unitholders		(10,889)		(5,127)
Profit/(Loss)		11,086		10,958
Closing Balance	121,253	127,383	99,634	103,195

Alphinity Wholesale Sustainable Share				
	1/07/2023 - 30/06/2024		1/07/2022 - 30/06/2023	
	No.'000	\$'000	No.'000	\$'000
Opening balance	62,912	69,641	63,164	64,560
Applications	6,006	6,893	12,208	13,337
Redemptions	(19,920)	(22,927)	(14,454)	(15,939)
Units issued upon reinvestment of distributions	1,431	1,629	1,994	2,124
Distribution to unitholders		(1,682)		(2,194)
Profit/(Loss)		7,578		7,753
Closing Balance	50,429	61,132	62,912	69,641

Antares Wholesale Ex-20 Australian Equities		
	12/07/2023 - 30/06/2024	
	No.	\$
Opening balance	-	-
Applications	7,322,460	8,032,428
Redemptions	(625,920)	(661,546)
Units issued upon reinvestment of distributions	1,562	1,747
Distribution to unitholders		(1,747)
Profit/(Loss)		(198,326)
Closing Balance	6,698,102	7,172,556

COLONIAL FIRST STATE - FIRSTCHOICE WHOLESALE INVESTMENT FUNDS

NOTES TO THE FINANCIAL STATEMENTS FOR THE REPORTING PERIOD ENDED 30 JUNE 2024

7. NET ASSETS ATTRIBUTABLE TO UNITHOLDERS (continued)

(a) Movements in Number of Units and Net Assets Attributable to Unitholders (continued)

Ausbil Wholesale Active Sustainable Equity				
	1/07/2023 - 30/06/2024		1/07/2022 - 30/06/2023	
	No.'000	\$'000	No.'000	\$'000
Opening balance	41,239	45,948	44,200	45,788
Applications	2,938	3,321	2,299	2,560
Redemptions	(7,149)	(8,213)	(6,046)	(6,694)
Units issued upon reinvestment of distributions	698	790	786	856
Distribution to unitholders		(814)		(882)
Profit/(Loss)		6,295		4,320
Closing Balance	37,726	47,327	41,239	45,948

Ausbil Wholesale Australian Active Equity				
	1/07/2023 - 30/06/2024		1/07/2022 - 30/06/2023	
	No.'000	\$'000	No.'000	\$'000
Opening balance	395,050	630,840	341,349	506,082
Applications	53,722	87,275	62,106	100,254
Redemptions	(36,197)	(59,521)	(31,549)	(51,197)
Units issued upon reinvestment of distributions	18,419	30,314	23,144	36,598
Distribution to unitholders		(30,879)		(37,299)
Profit/(Loss)		66,084		76,402
Closing Balance	430,994	724,113	395,050	630,840

Bennelong Wholesale ex-20 Australian Equities				
	1/07/2023 - 30/06/2024		1/07/2022 - 30/06/2023	
	No.'000	\$'000	No.'000	\$'000
Opening balance	538,526	805,010	611,356	885,265
Applications	16,458	26,676	41,806	63,233
Redemptions	(107,065)	(169,212)	(118,872)	(179,575)
Units issued upon reinvestment of distributions	2,797	4,463	4,236	6,211
Distribution to unitholders		(4,598)		(6,382)
Profit/(Loss)		69,136		36,258
Closing Balance	450,716	731,475	538,526	805,010

COLONIAL FIRST STATE - FIRSTCHOICE WHOLESALE INVESTMENT FUNDS

NOTES TO THE FINANCIAL STATEMENTS FOR THE REPORTING PERIOD ENDED 30 JUNE 2024

7. NET ASSETS ATTRIBUTABLE TO UNITHOLDERS (continued)

(a) Movements in Number of Units and Net Assets Attributable to Unitholders (continued)

DNR Capital Wholesale Australian Equities High Conviction				
	1/07/2023 - 30/06/2024		13/09/2022 - 30/06/2023	
	No.'000	\$'000	No.'000	\$'000
Opening balance	72,366	75,105	-	-
Applications	105,444	113,915	73,575	76,729
Redemptions	(6,694)	(7,267)	(1,551)	(1,606)
Units issued upon reinvestment of distributions	4,856	5,266	342	350
Distribution to unitholders		(5,307)		(352)
Profit/(Loss)		10,254		(16)
Closing Balance	175,972	191,966	72,366	75,105

DNR Capital Wholesale Australian Equity Income				
	1/07/2023 - 30/06/2024		1/07/2022 - 30/06/2023	
	No.'000	\$'000	No.'000	\$'000
Opening balance	50,347	79,774	51,082	76,254
Applications	11,739	19,407	2,522	3,966
Redemptions	(8,384)	(13,434)	(5,514)	(8,681)
Units issued upon reinvestment of distributions	2,239	3,594	2,257	3,524
Distribution to unitholders		(3,664)		(3,596)
Profit/(Loss)		6,472		8,307
Closing Balance	55,941	92,149	50,347	79,774

Fidelity Wholesale Australian Equities				
	1/07/2023 - 30/06/2024		1/07/2022 - 30/06/2023	
	No.'000	\$'000	No.'000	\$'000
Opening balance	1,437,563	1,769,321	1,519,754	1,750,526
Applications	72,197	88,751	90,107	111,287
Redemptions	(204,331)	(252,832)	(254,714)	(319,479)
Units issued upon reinvestment of distributions	89,301	110,009	82,416	99,891
Distribution to unitholders		(112,396)		(103,895)
Profit/(Loss)		114,212		230,991
Closing Balance	1,394,730	1,717,065	1,437,563	1,769,321

COLONIAL FIRST STATE - FIRSTCHOICE WHOLESALE INVESTMENT FUNDS

NOTES TO THE FINANCIAL STATEMENTS FOR THE REPORTING PERIOD ENDED 30 JUNE 2024

7. NET ASSETS ATTRIBUTABLE TO UNITHOLDERS (continued)

(a) Movements in Number of Units and Net Assets Attributable to Unitholders (continued)

First Sentier Wholesale Concentrated Australian Share				
	1/07/2023 - 30/06/2024		1/07/2022 - 30/06/2023	
	No.'000	\$'000	No.'000	\$'000
Opening balance	299,713	899,183	314,276	821,184
Applications	18,307	61,668	24,228	67,567
Redemptions	(38,218)	(121,376)	(45,916)	(131,253)
Units issued upon reinvestment of distributions	4,309	13,363	7,125	19,853
Distribution to unitholders		(14,032)		(21,088)
Profit/(Loss)		139,564		142,920
Closing Balance	284,111	978,370	299,713	899,183

First Sentier Wholesale Imputation				
	1/07/2023 - 30/06/2024		1/07/2022 - 30/06/2023	
	No.'000	\$'000	No.'000	\$'000
Opening balance	490,320	977,773	470,941	892,930
Applications	39,333	81,897	44,687	91,545
Redemptions	(94,816)	(199,346)	(60,045)	(124,474)
Units issued upon reinvestment of distributions	25,230	53,066	34,737	69,928
Distribution to unitholders		(77,246)		(100,887)
Profit/(Loss)		143,125		148,731
Closing Balance	460,067	979,269	490,320	977,773

Investors Mutual Wholesale Australian Share				
	1/07/2023 - 30/06/2024		1/07/2022 - 30/06/2023	
	No.'000	\$'000	No.'000	\$'000
Opening balance	539,766	900,289	618,317	968,110
Applications	18,515	30,500	19,706	32,449
Redemptions	(89,764)	(147,671)	(119,440)	(197,060)
Units issued upon reinvestment of distributions	27,088	44,503	21,183	34,301
Distribution to unitholders		(45,646)		(36,229)
Profit/(Loss)		31,768		98,718
Closing Balance	495,605	813,743	539,766	900,289

COLONIAL FIRST STATE - FIRSTCHOICE WHOLESALE INVESTMENT FUNDS

NOTES TO THE FINANCIAL STATEMENTS FOR THE REPORTING PERIOD ENDED 30 JUNE 2024

7. NET ASSETS ATTRIBUTABLE TO UNITHOLDERS (continued)

(a) Movements in Number of Units and Net Assets Attributable to Unitholders (continued)

Lazard Wholesale Select Australian Equity				
	1/07/2023 - 30/06/2024		1/07/2022 - 30/06/2023	
	No.'000	\$'000	No.'000	\$'000
Opening balance	224,073	351,827	236,041	323,625
Applications	38,754	62,421	17,051	26,224
Redemptions	(29,449)	(47,537)	(38,553)	(58,281)
Units issued upon reinvestment of distributions	7,559	12,058	9,534	14,480
Distribution to unitholders		(12,649)		(15,238)
Profit/(Loss)		13,238		61,017
Closing Balance	240,937	379,358	224,073	351,827

Pandal Wholesale Australian Share				
	1/07/2023 - 30/06/2024		1/07/2022 - 30/06/2023	
	No.'000	\$'000	No.'000	\$'000
Opening balance	234,614	313,894	237,282	298,494
Applications	15,579	21,268	14,290	19,395
Redemptions	(32,757)	(45,365)	(30,959)	(41,381)
Units issued upon reinvestment of distributions	14,387	19,906	14,001	18,484
Distribution to unitholders		(20,286)		(18,881)
Profit/(Loss)		34,303		37,783
Closing Balance	231,823	323,720	234,614	313,894

Pandal Wholesale Sustainable Australian Share				
	1/07/2023 - 30/06/2024		1/07/2022 - 30/06/2023	
	No.'000	\$'000	No.'000	\$'000
Opening balance	65,274	93,467	71,092	91,551
Applications	3,382	5,038	3,404	4,746
Redemptions	(8,234)	(12,254)	(10,921)	(15,448)
Units issued upon reinvestment of distributions	1,377	2,019	1,699	2,347
Distribution to unitholders		(2,084)		(2,423)
Profit/(Loss)		10,295		12,694
Closing Balance	61,799	96,481	65,274	93,467

COLONIAL FIRST STATE - FIRSTCHOICE WHOLESALE INVESTMENT FUNDS

NOTES TO THE FINANCIAL STATEMENTS FOR THE REPORTING PERIOD ENDED 30 JUNE 2024

7. NET ASSETS ATTRIBUTABLE TO UNITHOLDERS (continued)

(a) Movements in Number of Units and Net Assets Attributable to Unitholders (continued)

Perennial Value Wholesale Australian Share				
	1/07/2023 - 30/06/2024		1/07/2022 - 30/06/2023	
	No.'000	\$'000	No.'000	\$'000
Opening balance	248,482	324,713	257,788	314,151
Applications	8,828	11,639	9,792	12,635
Redemptions	(29,478)	(38,768)	(35,158)	(46,021)
Units issued upon reinvestment of distributions	23,747	30,880	16,060	20,658
Distribution to unitholders		(31,272)		(20,928)
Profit/(Loss)		25,195		44,218
Closing Balance	251,579	322,387	248,482	324,713

Perpetual Wholesale Australian Share				
	1/07/2023 - 30/06/2024		1/07/2022 - 30/06/2023	
	No.'000	\$'000	No.'000	\$'000
Opening balance	267,487	328,834	261,071	294,649
Applications	9,682	11,779	22,430	26,815
Redemptions	(43,277)	(52,629)	(27,090)	(33,354)
Units issued upon reinvestment of distributions	15,257	18,607	11,076	13,264
Distribution to unitholders		(18,793)		(13,409)
Profit/(Loss)		17,469		40,869
Closing Balance	249,149	305,267	267,487	328,834

Perpetual Wholesale Industrial Share				
	1/07/2023 - 30/06/2024		1/07/2022 - 30/06/2023	
	No.'000	\$'000	No.'000	\$'000
Opening balance	500,258	666,272	500,818	637,686
Applications	9,876	13,842	11,479	15,994
Redemptions	(62,538)	(87,263)	(60,520)	(84,342)
Units issued upon reinvestment of distributions	27,935	40,198	48,481	65,688
Distribution to unitholders		(41,147)		(67,224)
Profit/(Loss)		110,187		98,470
Closing Balance	475,531	702,089	500,258	666,272

COLONIAL FIRST STATE - FIRSTCHOICE WHOLESALE INVESTMENT FUNDS

NOTES TO THE FINANCIAL STATEMENTS FOR THE REPORTING PERIOD ENDED 30 JUNE 2024

7. NET ASSETS ATTRIBUTABLE TO UNITHOLDERS (continued)

(a) Movements in Number of Units and Net Assets Attributable to Unitholders (continued)

Realindex Wholesale Australian Share Value				
	1/07/2023 - 30/06/2024		1/07/2022 - 30/06/2023	
	No.'000	\$'000	No.'000	\$'000
Opening balance	112,200	118,401	112,092	107,970
Applications	19,538	21,475	19,466	20,236
Redemptions	(20,598)	(22,675)	(24,355)	(25,307)
Units issued upon reinvestment of distributions	4,116	4,487	4,997	5,062
Distribution to unitholders		(5,064)		(5,633)
Profit/(Loss)		14,381		16,073
Closing Balance	115,256	131,005	112,200	118,401

Schroder Wholesale Australian Equity				
	1/07/2023 - 30/06/2024		1/07/2022 - 30/06/2023	
	No.'000	\$'000	No.'000	\$'000
Opening balance	642,892	901,740	581,573	760,490
Applications	113,167	159,095	78,560	109,178
Redemptions	(50,406)	(72,012)	(49,466)	(69,077)
Units issued upon reinvestment of distributions	48,758	69,271	32,225	44,132
Distribution to unitholders		(70,242)		(44,875)
Profit/(Loss)		80,362		101,892
Closing Balance	754,411	1,068,214	642,892	901,740

Solaris Wholesale Core Australian Equity				
	1/07/2023 - 30/06/2024		1/07/2022 - 30/06/2023	
	No.'000	\$'000	No.'000	\$'000
Opening balance	96,666	166,570	101,345	166,272
Applications	8,062	14,499	8,881	15,843
Redemptions	(16,016)	(28,660)	(20,353)	(36,231)
Units issued upon reinvestment of distributions	6,202	11,229	6,793	11,699
Distribution to unitholders		(11,529)		(12,035)
Profit/(Loss)		21,877		21,022
Closing Balance	94,914	173,986	96,666	166,570

COLONIAL FIRST STATE - FIRSTCHOICE WHOLESALE INVESTMENT FUNDS

NOTES TO THE FINANCIAL STATEMENTS FOR THE REPORTING PERIOD ENDED 30 JUNE 2024

7. NET ASSETS ATTRIBUTABLE TO UNITHOLDERS (continued)

(a) Movements in Number of Units and Net Assets Attributable to Unitholders (continued)

Ausbil Wholesale Australian Equity				
	1/07/2023 - 30/06/2024		1/07/2022 - 30/06/2023	
	No.'000	\$'000	No.'000	\$'000
Opening balance	376,695	481,583	405,283	493,504
Applications	5,488	7,034	10,287	13,163
Redemptions	(58,971)	(76,318)	(56,869)	(72,211)
Units issued upon reinvestment of distributions	27,645	35,133	17,994	22,648
Distribution to unitholders		(36,517)		(23,723)
Profit/(Loss)		29,068		48,202
Closing Balance	350,857	439,983	376,695	481,583

WaveStone Wholesale Australian Share				
	1/07/2023 - 30/06/2024		1/07/2022 - 30/06/2023	
	No.'000	\$'000	No.'000	\$'000
Opening balance	74,696	117,208	86,765	125,376
Applications	2,736	4,378	2,809	4,407
Redemptions	(14,357)	(23,137)	(19,494)	(30,478)
Units issued upon reinvestment of distributions	2,744	4,446	4,616	7,150
Distribution to unitholders		(4,564)		(7,363)
Profit/(Loss)		11,474		18,116
Closing Balance	65,819	109,805	74,696	117,208

Ausbil Wholesale Australian Emerging Leaders				
	1/07/2023 - 30/06/2024		1/07/2022 - 30/06/2023	
	No.'000	\$'000	No.'000	\$'000
Opening balance	166,885	174,229	174,250	173,089
Applications	11,950	12,628	8,196	8,823
Redemptions	(23,368)	(24,973)	(26,423)	(28,231)
Units issued upon reinvestment of distributions	11,801	12,422	10,862	11,007
Distribution to unitholders		(12,797)		(11,295)
Profit/(Loss)		14,104		20,836
Closing Balance	167,268	175,613	166,885	174,229

COLONIAL FIRST STATE - FIRSTCHOICE WHOLESALE INVESTMENT FUNDS

NOTES TO THE FINANCIAL STATEMENTS FOR THE REPORTING PERIOD ENDED 30 JUNE 2024

7. NET ASSETS ATTRIBUTABLE TO UNITHOLDERS (continued)

(a) Movements in Number of Units and Net Assets Attributable to Unitholders (continued)

Celeste Wholesale Australian Small Companies				
	1/07/2023 - 30/06/2024		1/07/2022 - 30/06/2023	
	No.'000	\$'000	No.'000	\$'000
Opening balance	62,995	98,505	64,648	96,542
Applications	4,453	7,296	4,284	6,870
Redemptions	(7,037)	(11,534)	(7,264)	(11,483)
Units issued upon reinvestment of distributions	1,897	3,145	1,327	2,067
Distribution to unitholders		(3,955)		(2,632)
Profit/(Loss)		9,186		7,141
Closing Balance	62,308	102,643	62,995	98,505

Eiger Wholesale Australian Small Companies				
	1/07/2023 - 30/06/2024		1/07/2022 - 30/06/2023	
	No.'000	\$'000	No.'000	\$'000
Opening balance	38,813	31,041	8,859	6,145
Applications	20,825	17,139	33,316	26,110
Redemptions	(14,371)	(12,188)	(3,413)	(2,703)
Units issued upon reinvestment of distributions	-	-	51	40
Distribution to unitholders		-		(40)
Profit/(Loss)		2,669		1,489
Closing Balance	45,267	38,661	38,813	31,041

First Sentier Wholesale Australian Small Companies				
	1/07/2023 - 30/06/2024		1/07/2022 - 30/06/2023	
	No.'000	\$'000	No.'000	\$'000
Opening balance	374,734	648,297	468,536	758,139
Applications	93,803	165,744	65,668	115,286
Redemptions	(68,727)	(119,125)	(177,398)	(302,045)
Units issued upon reinvestment of distributions	11,142	19,535	17,928	30,722
Distribution to unitholders		(30,005)		(43,040)
Profit/(Loss)		32,807		89,235
Closing Balance	410,952	717,253	374,734	648,297

COLONIAL FIRST STATE - FIRSTCHOICE WHOLESALE INVESTMENT FUNDS

NOTES TO THE FINANCIAL STATEMENTS FOR THE REPORTING PERIOD ENDED 30 JUNE 2024

7. NET ASSETS ATTRIBUTABLE TO UNITHOLDERS (continued)

(a) Movements in Number of Units and Net Assets Attributable to Unitholders (continued)

OC Wholesale Premium Small Companies				
	1/07/2023 - 30/06/2024		1/07/2022 - 30/06/2023	
	No.'000	\$'000	No.'000	\$'000
Opening balance	243,226	296,538	263,758	288,538
Applications	19,745	25,902	15,644	18,688
Redemptions	(31,793)	(40,855)	(45,398)	(53,901)
Units issued upon reinvestment of distributions	4,308	5,725	9,222	10,687
Distribution to unitholders		(5,847)		(10,932)
Profit/(Loss)		39,084		43,458
Closing Balance	235,486	320,547	243,226	296,538

Realindex Wholesale Australian Small Companies Value				
	1/07/2023 - 30/06/2024		1/07/2022 - 30/06/2023	
	No.'000	\$'000	No.'000	\$'000
Opening balance	19,027	23,037	20,206	23,203
Applications	1,817	2,291	2,419	2,976
Redemptions	(4,420)	(5,608)	(4,331)	(5,343)
Units issued upon reinvestment of distributions	495	631	733	886
Distribution to unitholders		(712)		(1,006)
Profit/(Loss)		2,971		2,321
Closing Balance	16,919	22,610	19,027	23,037

Acadian Wholesale Australian Equity Long Short				
	1/07/2023 - 30/06/2024		1/07/2022 - 30/06/2023	
	No.'000	\$'000	No.'000	\$'000
Opening balance	83,937	122,384	75,962	100,963
Applications	18,530	28,573	15,015	22,325
Redemptions	(13,044)	(20,390)	(10,370)	(15,260)
Units issued upon reinvestment of distributions	2,810	4,353	3,330	4,928
Distribution to unitholders		(4,962)		(5,627)
Profit/(Loss)		22,440		15,055
Closing Balance	92,233	152,398	83,937	122,384

COLONIAL FIRST STATE - FIRSTCHOICE WHOLESALE INVESTMENT FUNDS

NOTES TO THE FINANCIAL STATEMENTS FOR THE REPORTING PERIOD ENDED 30 JUNE 2024

7. NET ASSETS ATTRIBUTABLE TO UNITHOLDERS (continued)

(a) Movements in Number of Units and Net Assets Attributable to Unitholders (continued)

L1 Capital Wholesale Catalyst			
	12/07/2023 - 30/06/2024		
	No.	\$	
Opening balance	-	-	
Applications	12,343,026	12,526,120	
Redemptions	(3,605,760)	(3,775,059)	
Units issued upon reinvestment of distributions	335,822	336,829	
Distribution to unitholders		(347,743)	
Profit/(Loss)		359,062	
Closing Balance	9,073,088	9,099,209	

First Sentier Wholesale Property Securities				
	1/07/2023 - 30/06/2024		1/07/2022 - 30/06/2023	
	No.'000	\$'000	No.'000	\$'000
Opening balance	294,469	313,600	315,364	320,958
Applications	12,166	14,281	13,193	14,030
Redemptions	(42,427)	(50,346)	(39,944)	(42,650)
Units issued upon reinvestment of distributions	4,800	5,823	5,856	6,032
Distribution to unitholders		(7,683)		(8,089)
Profit/(Loss)		79,032		23,319
Closing Balance	269,008	354,707	294,469	313,600

Ironbark Wholesale Property Securities				
	1/07/2023 - 30/06/2024		1/07/2022 - 30/06/2023	
	No.'000	\$'000	No.'000	\$'000
Opening balance	117,565	130,117	123,267	131,552
Applications	84,749	104,741	7,480	8,379
Redemptions	(35,714)	(44,813)	(15,310)	(16,968)
Units issued upon reinvestment of distributions	3,440	4,495	2,128	2,304
Distribution to unitholders		(4,589)		(2,361)
Profit/(Loss)		39,353		7,211
Closing Balance	170,040	229,304	117,565	130,117

COLONIAL FIRST STATE - FIRSTCHOICE WHOLESALE INVESTMENT FUNDS

NOTES TO THE FINANCIAL STATEMENTS FOR THE REPORTING PERIOD ENDED 30 JUNE 2024

7. NET ASSETS ATTRIBUTABLE TO UNITHOLDERS (continued)

(a) Movements in Number of Units and Net Assets Attributable to Unitholders (continued)

Martin Currie Wholesale Real Income				
	1/07/2023 - 30/06/2024		1/07/2022 - 30/06/2023	
	No.'000	\$'000	No.'000	\$'000
Opening balance	83,238	61,666	71,090	53,029
Applications	15,559	11,358	19,623	14,666
Redemptions	(13,100)	(9,470)	(11,188)	(8,395)
Units issued upon reinvestment of distributions	4,824	3,480	3,713	2,733
Distribution to unitholders		(3,574)		(2,834)
Profit/(Loss)		189		2,467
Closing Balance	90,521	63,649	83,238	61,666

Pendal Wholesale Property Investment				
	1/07/2023 - 30/06/2024		1/07/2022 - 30/06/2023	
	No.'000	\$'000	No.'000	\$'000
Opening balance	660,776	438,913	667,331	434,434
Applications	45,089	32,481	75,503	51,178
Redemptions	(97,570)	(72,503)	(117,253)	(79,898)
Units issued upon reinvestment of distributions	39,808	30,043	35,195	23,313
Distribution to unitholders		(30,512)		(23,675)
Profit/(Loss)		98,686		33,561
Closing Balance	648,103	497,108	660,776	438,913

Infinity Core Australian Equity			
	12/07/2023 - 30/06/2024		
	No.	\$	
Opening balance	-	-	
Applications	1,774,299	1,789,188	
Redemptions	(271,237)	(274,970)	
Units issued upon reinvestment of distributions	1,634	1,653	
Distribution to unitholders		(1,653)	
Profit/(Loss)		8,477	
Closing Balance	1,504,696	1,522,695	

COLONIAL FIRST STATE - FIRSTCHOICE WHOLESALE INVESTMENT FUNDS

NOTES TO THE FINANCIAL STATEMENTS FOR THE REPORTING PERIOD ENDED 30 JUNE 2024

7. NET ASSETS ATTRIBUTABLE TO UNITHOLDERS (continued)

(a) Movements in Number of Units and Net Assets Attributable to Unitholders (continued)

Infinity SMID Australian Equity			
	12/07/2023 - 30/06/2024		
	No.	\$	
Opening balance	-	-	
Applications	1,614,447	1,625,814	
Redemptions	(106,629)	(107,970)	
Units issued upon reinvestment of distributions	152	151	
Distribution to unitholders		(151)	
Profit/(Loss)		(21,607)	
Closing Balance	1,507,970	1,496,237	

Dexus Wholesale AREIT				
	1/07/2023 - 30/06/2024		1/07/2022 - 30/06/2023	
	No.'000	\$'000	No.'000	\$'000
Opening balance	121,113	92,527	131,640	99,369
Applications	17,962	13,833	7,726	6,034
Redemptions	(124,911)	(101,586)	(22,192)	(17,367)
Units issued upon reinvestment of distributions	2,250	1,732	3,939	3,086
Distribution to unitholders		(1,847)		(3,218)
Profit/(Loss)		9,216		4,623
Closing Balance	16,414	13,875	121,113	92,527

(b) Capital Risk Management

The Funds consider their net assets attributable to unitholders as capital. The amount of net assets attributable to unitholders can change significantly on a daily basis as the Funds are subject to daily applications and redemptions at the discretion of unitholders. Net assets attributable to unitholders are representative of the expected cash outflows on redemption.

Daily applications and redemptions are reviewed relative to the liquidity of the Funds' underlying assets on a daily basis by the responsible entity. Under the terms of the Funds' Constitutions, the Responsible Entity has the discretion to reject an application for units and to defer or adjust a redemption of units if the exercise of such discretion is in the best interests of unitholders.

COLONIAL FIRST STATE - FIRSTCHOICE WHOLESALE INVESTMENT FUNDS

NOTES TO THE FINANCIAL STATEMENTS FOR THE REPORTING PERIOD ENDED 30 JUNE 2024

8. CASH AND CASH EQUIVALENTS

(a) Reconciliation of Profit/(Loss) Attributable to Unitholders to Net Cash from Operating Activities

CFS Wholesale Enhanced Index Growth		
	1/07/2023 - 30/06/2024 \$'000	1/07/2022 - 30/06/2023 \$'000
Profit/(Loss) attributable to unitholders	81,004	47,589
Proceeds from sale of financial assets and liabilities at fair value through profit or loss	106,053	85,004
Payments for purchase of financial assets and liabilities at fair value through profit or loss	(176,026)	(129,234)
Changes in fair value of financial assets and liabilities at fair value through profit or loss	(34,745)	(33,538)
Distribution or Dividend income reinvested	(46,896)	(14,657)
Net foreign exchange gain/(loss)	-	-
Change in receivables and other assets	(12)	9
Change in payables and other liabilities	31	(94)
Net Cash From/(Used In) Operating Activities	(70,591)	(44,921)

CFS Wholesale Index Global Bond		
	1/07/2023 - 30/06/2024 \$'000	1/07/2022 - 30/06/2023 \$'000
Profit/(Loss) attributable to unitholders	1,122	(700)
Proceeds from sale of financial assets and liabilities at fair value through profit or loss	3,760	8,361
Payments for purchase of financial assets and liabilities at fair value through profit or loss	(16,160)	(8,789)
Changes in fair value of financial assets and liabilities at fair value through profit or loss	(390)	730
Distribution or Dividend income reinvested	(720)	(26)
Net foreign exchange gain/(loss)	-	-
Change in receivables and other assets	(1)	-
Change in payables and other liabilities	-	-
Net Cash From/(Used In) Operating Activities	(12,389)	(424)

COLONIAL FIRST STATE - FIRSTCHOICE WHOLESALE INVESTMENT FUNDS

NOTES TO THE FINANCIAL STATEMENTS FOR THE REPORTING PERIOD ENDED 30 JUNE 2024

8. CASH AND CASH EQUIVALENTS (continued)

(a) Reconciliation of Profit/(Loss) Attributable to Unitholders to Net Cash from Operating Activities (continued)

CFS Wholesale Index Australian Share		
	1/07/2023 - 30/06/2024 \$'000	1/07/2022 - 30/06/2023 \$'000
Profit/(Loss) attributable to unitholders	71,823	79,460
Proceeds from sale of financial assets and liabilities at fair value through profit or loss	50,610	53,870
Payments for purchase of financial assets and liabilities at fair value through profit or loss	(25,350)	(38,030)
Changes in fair value of financial assets and liabilities at fair value through profit or loss	(48,487)	(54,213)
Distribution or Dividend income reinvested	(23,293)	(25,213)
Net foreign exchange gain/(loss)	-	-
Change in receivables and other assets	(1)	(3)
Change in payables and other liabilities	9	(1)
Net Cash From/(Used In) Operating Activities	25,311	15,870

CFS Wholesale Geared Index Australian Share		
	1/07/2023 - 30/06/2024 \$'000	1/07/2022 - 30/06/2023 \$'000
Profit/(Loss) attributable to unitholders	12,704	12,616
Proceeds from sale of financial assets and liabilities at fair value through profit or loss	71,067	11,201
Payments for purchase of financial assets and liabilities at fair value through profit or loss	(11,053)	(130,043)
Changes in fair value of financial assets and liabilities at fair value through profit or loss	(11,829)	(9,775)
Distribution or Dividend income reinvested	(108)	(49)
Net foreign exchange gain/(loss)	-	-
Change in receivables and other assets	295	(743)
Change in payables and other liabilities	(133)	452
Net Cash From/(Used In) Operating Activities	60,943	(116,341)

COLONIAL FIRST STATE - FIRSTCHOICE WHOLESALE INVESTMENT FUNDS

NOTES TO THE FINANCIAL STATEMENTS FOR THE REPORTING PERIOD ENDED 30 JUNE 2024

8. CASH AND CASH EQUIVALENTS (continued)

(a) Reconciliation of Profit/(Loss) Attributable to Unitholders to Net Cash from Operating Activities (continued)

Daintree Wholesale Core Income		
	1/07/2023 - 30/06/2024 \$'000	1/07/2022 - 30/06/2023 \$'000
Profit/(Loss) attributable to unitholders	6,884	5,899
Proceeds from sale of financial assets and liabilities at fair value through profit or loss	140,332	33,370
Payments for purchase of financial assets and liabilities at fair value through profit or loss	(144,517)	(34,962)
Changes in fair value of financial assets and liabilities at fair value through profit or loss	12,276	(4,031)
Distribution or Dividend income reinvested	(19,183)	(1,907)
Net foreign exchange gain/(loss)	1	-
Change in receivables and other assets	(665)	29
Change in payables and other liabilities	12	(1)
Net Cash From/(Used In) Operating Activities	(4,860)	(1,603)

Martin Currie Wholesale Australia Equity Income		
	1/07/2023 - 30/06/2024 \$'000	1/07/2022 - 30/06/2023 \$'000
Profit/(Loss) attributable to unitholders	28,634	40,138
Proceeds from sale of financial assets and liabilities at fair value through profit or loss	540,806	241,471
Payments for purchase of financial assets and liabilities at fair value through profit or loss	(476,420)	(249,648)
Changes in fair value of financial assets and liabilities at fair value through profit or loss	(21,132)	(32,075)
Distribution or Dividend income reinvested	-	-
Net foreign exchange gain/(loss)	-	-
Change in receivables and other assets	(414)	(93)
Change in payables and other liabilities	(50)	29
Net Cash From/(Used In) Operating Activities	71,424	(178)

COLONIAL FIRST STATE - FIRSTCHOICE WHOLESALE INVESTMENT FUNDS

NOTES TO THE FINANCIAL STATEMENTS FOR THE REPORTING PERIOD ENDED 30 JUNE 2024

8. CASH AND CASH EQUIVALENTS (continued)

(a) Reconciliation of Profit/(Loss) Attributable to Unitholders to Net Cash from Operating Activities (continued)

Merlon Wholesale Australian Share Income		
	1/07/2023 - 30/06/2024 \$'000	1/07/2022 - 30/06/2023 \$'000
Profit/(Loss) attributable to unitholders	12,341	25,113
Proceeds from sale of financial assets and liabilities at fair value through profit or loss	107,876	101,729
Payments for purchase of financial assets and liabilities at fair value through profit or loss	(91,032)	(99,918)
Changes in fair value of financial assets and liabilities at fair value through profit or loss	(7,538)	(18,574)
Distribution or Dividend income reinvested	-	-
Net foreign exchange gain/(loss)	-	-
Change in receivables and other assets	81	(107)
Change in payables and other liabilities	(5)	20
Net Cash From/(Used In) Operating Activities	21,723	8,263

State Street Wholesale Australian Equity		
	1/07/2023 - 30/06/2024 \$'000	1/07/2022 - 30/06/2023 \$'000
Profit/(Loss) attributable to unitholders	(174)	9,445
Proceeds from sale of financial assets and liabilities at fair value through profit or loss	72,142	76,189
Payments for purchase of financial assets and liabilities at fair value through profit or loss	(45,659)	(37,205)
Changes in fair value of financial assets and liabilities at fair value through profit or loss	3,418	(4,061)
Distribution or Dividend income reinvested	-	(88)
Net foreign exchange gain/(loss)	-	-
Change in receivables and other assets	294	120
Change in payables and other liabilities	(25)	(32)
Net Cash From/(Used In) Operating Activities	29,996	44,368

COLONIAL FIRST STATE - FIRSTCHOICE WHOLESALE INVESTMENT FUNDS

NOTES TO THE FINANCIAL STATEMENTS FOR THE REPORTING PERIOD ENDED 30 JUNE 2024

8. CASH AND CASH EQUIVALENTS (continued)

(a) Reconciliation of Profit/(Loss) Attributable to Unitholders to Net Cash from Operating Activities (continued)

Acadian Wholesale Australian Equity		
	1/07/2023 - 30/06/2024 \$'000	1/07/2022 - 30/06/2023 \$'000
Profit/(Loss) attributable to unitholders	17,773	24,401
Proceeds from sale of financial assets and liabilities at fair value through profit or loss	164,950	123,360
Payments for purchase of financial assets and liabilities at fair value through profit or loss	(44,381)	(96,696)
Changes in fair value of financial assets and liabilities at fair value through profit or loss	(13,727)	(16,593)
Distribution or Dividend income reinvested	(32)	(11)
Net foreign exchange gain/(loss)	-	-
Change in receivables and other assets	771	(64)
Change in payables and other liabilities	(71)	(8)
Net Cash From/(Used In) Operating Activities	125,283	34,389

Airlie Wholesale Australian Share		
	1/07/2023 - 30/06/2024 \$'000	1/07/2022 - 30/06/2023 \$'000
Profit/(Loss) attributable to unitholders	11,086	10,958
Proceeds from sale of financial assets and liabilities at fair value through profit or loss	122,080	29,868
Payments for purchase of financial assets and liabilities at fair value through profit or loss	(134,181)	(29,592)
Changes in fair value of financial assets and liabilities at fair value through profit or loss	(8,452)	(6,835)
Distribution or Dividend income reinvested	-	-
Net foreign exchange gain/(loss)	-	-
Change in receivables and other assets	164	(64)
Change in payables and other liabilities	3	8
Net Cash From/(Used In) Operating Activities	(9,300)	4,343

COLONIAL FIRST STATE - FIRSTCHOICE WHOLESALE INVESTMENT FUNDS

NOTES TO THE FINANCIAL STATEMENTS FOR THE REPORTING PERIOD ENDED 30 JUNE 2024

8. CASH AND CASH EQUIVALENTS (continued)

(a) Reconciliation of Profit/(Loss) Attributable to Unitholders to Net Cash from Operating Activities (continued)

Alphinity Wholesale Sustainable Share		
	1/07/2023 - 30/06/2024 \$'000	1/07/2022 - 30/06/2023 \$'000
Profit/(Loss) attributable to unitholders	7,578	7,753
Proceeds from sale of financial assets and liabilities at fair value through profit or loss	41,343	30,385
Payments for purchase of financial assets and liabilities at fair value through profit or loss	(28,091)	(28,545)
Changes in fair value of financial assets and liabilities at fair value through profit or loss	(6,057)	(5,686)
Distribution or Dividend income reinvested	-	-
Net foreign exchange gain/(loss)	-	-
Change in receivables and other assets	99	72
Change in payables and other liabilities	(8)	5
Net Cash From/(Used In) Operating Activities	14,864	3,984

Antares Wholesale Ex-20 Australian Equities	
	12/07/2023 - 30/06/2024 \$
Profit/(Loss) attributable to unitholders	(198,326)
Proceeds from sale of financial assets and liabilities at fair value through profit or loss	981,343
Payments for purchase of financial assets and liabilities at fair value through profit or loss	(8,072,114)
Changes in fair value of financial assets and liabilities at fair value through profit or loss	176,929
Distribution or Dividend income reinvested	-
Net foreign exchange gain/(loss)	-
Change in receivables and other assets	(6,807)
Change in payables and other liabilities	6,377
Net Cash From/(Used In) Operating Activities	(7,112,598)

COLONIAL FIRST STATE - FIRSTCHOICE WHOLESALE INVESTMENT FUNDS

NOTES TO THE FINANCIAL STATEMENTS FOR THE REPORTING PERIOD ENDED 30 JUNE 2024

8. CASH AND CASH EQUIVALENTS (continued)

(a) Reconciliation of Profit/(Loss) Attributable to Unitholders to Net Cash from Operating Activities (continued)

Ausbil Wholesale Active Sustainable Equity		
	1/07/2023 - 30/06/2024 \$'000	1/07/2022 - 30/06/2023 \$'000
Profit/(Loss) attributable to unitholders	6,295	4,320
Proceeds from sale of financial assets and liabilities at fair value through profit or loss	28,750	27,589
Payments for purchase of financial assets and liabilities at fair value through profit or loss	(24,036)	(24,213)
Changes in fair value of financial assets and liabilities at fair value through profit or loss	(5,525)	(3,437)
Distribution or Dividend income reinvested	-	-
Net foreign exchange gain/(loss)	-	-
Change in receivables and other assets	16	2
Change in payables and other liabilities	1	-
Net Cash From/(Used In) Operating Activities	5,501	4,261

Ausbil Wholesale Australian Active Equity		
	1/07/2023 - 30/06/2024 \$'000	1/07/2022 - 30/06/2023 \$'000
Profit/(Loss) attributable to unitholders	66,084	76,402
Proceeds from sale of financial assets and liabilities at fair value through profit or loss	139,965	64,145
Payments for purchase of financial assets and liabilities at fair value through profit or loss	(183,541)	(124,553)
Changes in fair value of financial assets and liabilities at fair value through profit or loss	(51,685)	(62,275)
Distribution or Dividend income reinvested	-	-
Net foreign exchange gain/(loss)	-	-
Change in receivables and other assets	(703)	(403)
Change in payables and other liabilities	78	104
Net Cash From/(Used In) Operating Activities	(29,802)	(46,580)

COLONIAL FIRST STATE - FIRSTCHOICE WHOLESALE INVESTMENT FUNDS

NOTES TO THE FINANCIAL STATEMENTS FOR THE REPORTING PERIOD ENDED 30 JUNE 2024

8. CASH AND CASH EQUIVALENTS (continued)

(a) Reconciliation of Profit/(Loss) Attributable to Unitholders to Net Cash from Operating Activities (continued)

Bennelong Wholesale ex-20 Australian Equities		
	1/07/2023 - 30/06/2024 \$'000	1/07/2022 - 30/06/2023 \$'000
Profit/(Loss) attributable to unitholders	69,136	36,258
Proceeds from sale of financial assets and liabilities at fair value through profit or loss	426,074	385,349
Payments for purchase of financial assets and liabilities at fair value through profit or loss	(292,570)	(333,754)
Changes in fair value of financial assets and liabilities at fair value through profit or loss	(66,122)	(31,610)
Distribution or Dividend income reinvested	-	-
Net foreign exchange gain/(loss)	-	-
Change in receivables and other assets	471	895
Change in payables and other liabilities	(64)	(90)
Net Cash From/(Used In) Operating Activities	136,925	57,048

DNR Capital Wholesale Australian Equities High Conviction		
	1/07/2023 - 30/06/2024 \$'000	13/09/2022 - 30/06/2023 \$'000
Profit/(Loss) attributable to unitholders	10,254	(16)
Proceeds from sale of financial assets and liabilities at fair value through profit or loss	42,493	4,855
Payments for purchase of financial assets and liabilities at fair value through profit or loss	(145,520)	(75,971)
Changes in fair value of financial assets and liabilities at fair value through profit or loss	(7,534)	417
Distribution or Dividend income reinvested	-	-
Net foreign exchange gain/(loss)	-	-
Change in receivables and other assets	(527)	(204)
Change in payables and other liabilities	99	62
Net Cash From/(Used In) Operating Activities	(100,735)	(70,857)

COLONIAL FIRST STATE - FIRSTCHOICE WHOLESALE INVESTMENT FUNDS

NOTES TO THE FINANCIAL STATEMENTS FOR THE REPORTING PERIOD ENDED 30 JUNE 2024

8. CASH AND CASH EQUIVALENTS (continued)

(a) Reconciliation of Profit/(Loss) Attributable to Unitholders to Net Cash from Operating Activities (continued)

DNR Capital Wholesale Australian Equity Income		
	1/07/2023 - 30/06/2024 \$'000	1/07/2022 - 30/06/2023 \$'000
Profit/(Loss) attributable to unitholders	6,472	8,307
Proceeds from sale of financial assets and liabilities at fair value through profit or loss	87,394	38,301
Payments for purchase of financial assets and liabilities at fair value through profit or loss	(92,785)	(36,940)
Changes in fair value of financial assets and liabilities at fair value through profit or loss	(4,150)	(4,542)
Distribution or Dividend income reinvested	-	-
Net foreign exchange gain/(loss)	-	-
Change in receivables and other assets	303	(201)
Change in payables and other liabilities	11	3
Net Cash From/(Used In) Operating Activities	(2,755)	4,928

Fidelity Wholesale Australian Equities		
	1/07/2023 - 30/06/2024 \$'000	1/07/2022 - 30/06/2023 \$'000
Profit/(Loss) attributable to unitholders	114,212	230,991
Proceeds from sale of financial assets and liabilities at fair value through profit or loss	302,362	226,108
Payments for purchase of financial assets and liabilities at fair value through profit or loss	(187,475)	(83,757)
Changes in fair value of financial assets and liabilities at fair value through profit or loss	(67,921)	(175,262)
Distribution or Dividend income reinvested	(964)	(2,639)
Net foreign exchange gain/(loss)	(75)	(28)
Change in receivables and other assets	661	(391)
Change in payables and other liabilities	(36)	18
Net Cash From/(Used In) Operating Activities	160,764	195,040

COLONIAL FIRST STATE - FIRSTCHOICE WHOLESALE INVESTMENT FUNDS

NOTES TO THE FINANCIAL STATEMENTS FOR THE REPORTING PERIOD ENDED 30 JUNE 2024

8. CASH AND CASH EQUIVALENTS (continued)

(a) Reconciliation of Profit/(Loss) Attributable to Unitholders to Net Cash from Operating Activities (continued)

First Sentier Wholesale Concentrated Australian Share		
	1/07/2023 - 30/06/2024 \$'000	1/07/2022 - 30/06/2023 \$'000
Profit/(Loss) attributable to unitholders	139,564	142,920
Proceeds from sale of financial assets and liabilities at fair value through profit or loss	213,839	195,871
Payments for purchase of financial assets and liabilities at fair value through profit or loss	(163,682)	(152,112)
Changes in fair value of financial assets and liabilities at fair value through profit or loss	(125,714)	(121,758)
Distribution or Dividend income reinvested	(30)	-
Net foreign exchange gain/(loss)	-	-
Change in receivables and other assets	311	67
Change in payables and other liabilities	67	61
Net Cash From/(Used In) Operating Activities	64,355	65,049

First Sentier Wholesale Imputation		
	1/07/2023 - 30/06/2024 \$'000	1/07/2022 - 30/06/2023 \$'000
Profit/(Loss) attributable to unitholders	143,125	148,731
Proceeds from sale of financial assets and liabilities at fair value through profit or loss	390,025	340,260
Payments for purchase of financial assets and liabilities at fair value through profit or loss	(272,280)	(298,045)
Changes in fair value of financial assets and liabilities at fair value through profit or loss	(118,674)	(116,944)
Distribution or Dividend income reinvested	(1,002)	(982)
Net foreign exchange gain/(loss)	-	-
Change in receivables and other assets	108	169
Change in payables and other liabilities	51	57
Net Cash From/(Used In) Operating Activities	141,353	73,246

COLONIAL FIRST STATE - FIRSTCHOICE WHOLESALE INVESTMENT FUNDS

NOTES TO THE FINANCIAL STATEMENTS FOR THE REPORTING PERIOD ENDED 30 JUNE 2024

8. CASH AND CASH EQUIVALENTS (continued)

(a) Reconciliation of Profit/(Loss) Attributable to Unitholders to Net Cash from Operating Activities (continued)

Investors Mutual Wholesale Australian Share		
	1/07/2023 - 30/06/2024 \$'000	1/07/2022 - 30/06/2023 \$'000
Profit/(Loss) attributable to unitholders	31,768	98,718
Proceeds from sale of financial assets and liabilities at fair value through profit or loss	207,604	206,412
Payments for purchase of financial assets and liabilities at fair value through profit or loss	(111,662)	(90,442)
Changes in fair value of financial assets and liabilities at fair value through profit or loss	(9,137)	(72,832)
Distribution or Dividend income reinvested	(864)	-
Net foreign exchange gain/(loss)	-	-
Change in receivables and other assets	667	198
Change in payables and other liabilities	(81)	(69)
Net Cash From/(Used In) Operating Activities	118,295	141,985

Lazard Wholesale Select Australian Equity		
	1/07/2023 - 30/06/2024 \$'000	1/07/2022 - 30/06/2023 \$'000
Profit/(Loss) attributable to unitholders	13,238	61,017
Proceeds from sale of financial assets and liabilities at fair value through profit or loss	176,015	158,165
Payments for purchase of financial assets and liabilities at fair value through profit or loss	(199,798)	(137,988)
Changes in fair value of financial assets and liabilities at fair value through profit or loss	(705)	(46,499)
Distribution or Dividend income reinvested	(2,858)	(3,268)
Net foreign exchange gain/(loss)	-	-
Change in receivables and other assets	(103)	120
Change in payables and other liabilities	25	18
Net Cash From/(Used In) Operating Activities	(14,186)	31,565

COLONIAL FIRST STATE - FIRSTCHOICE WHOLESALE INVESTMENT FUNDS

NOTES TO THE FINANCIAL STATEMENTS FOR THE REPORTING PERIOD ENDED 30 JUNE 2024

8. CASH AND CASH EQUIVALENTS (continued)

(a) Reconciliation of Profit/(Loss) Attributable to Unitholders to Net Cash from Operating Activities (continued)

Pendal Wholesale Australian Share		
	1/07/2023 - 30/06/2024 \$'000	1/07/2022 - 30/06/2023 \$'000
Profit/(Loss) attributable to unitholders	34,303	37,783
Proceeds from sale of financial assets and liabilities at fair value through profit or loss	73,419	68,915
Payments for purchase of financial assets and liabilities at fair value through profit or loss	(61,582)	(50,092)
Changes in fair value of financial assets and liabilities at fair value through profit or loss	(26,554)	(27,706)
Distribution or Dividend income reinvested	(217)	(150)
Net foreign exchange gain/(loss)	-	-
Change in receivables and other assets	297	(164)
Change in payables and other liabilities	10	12
Net Cash From/(Used In) Operating Activities	19,676	28,598

Pendal Wholesale Sustainable Australian Share		
	1/07/2023 - 30/06/2024 \$'000	1/07/2022 - 30/06/2023 \$'000
Profit/(Loss) attributable to unitholders	10,295	12,694
Proceeds from sale of financial assets and liabilities at fair value through profit or loss	35,369	41,652
Payments for purchase of financial assets and liabilities at fair value through profit or loss	(31,192)	(33,179)
Changes in fair value of financial assets and liabilities at fair value through profit or loss	(8,265)	(10,405)
Distribution or Dividend income reinvested	-	(98)
Net foreign exchange gain/(loss)	-	-
Change in receivables and other assets	70	32
Change in payables and other liabilities	3	1
Net Cash From/(Used In) Operating Activities	6,280	10,697

COLONIAL FIRST STATE - FIRSTCHOICE WHOLESALE INVESTMENT FUNDS

NOTES TO THE FINANCIAL STATEMENTS FOR THE REPORTING PERIOD ENDED 30 JUNE 2024

8. CASH AND CASH EQUIVALENTS (continued)

(a) Reconciliation of Profit/(Loss) Attributable to Unitholders to Net Cash from Operating Activities (continued)

Perennial Value Wholesale Australian Share		
	1/07/2023 - 30/06/2024 \$'000	1/07/2022 - 30/06/2023 \$'000
Profit/(Loss) attributable to unitholders	25,195	44,218
Proceeds from sale of financial assets and liabilities at fair value through profit or loss	321,417	258,093
Payments for purchase of financial assets and liabilities at fair value through profit or loss	(307,637)	(233,322)
Changes in fair value of financial assets and liabilities at fair value through profit or loss	(17,628)	(34,580)
Distribution or Dividend income reinvested	-	-
Net foreign exchange gain/(loss)	-	-
Change in receivables and other assets	(33)	(82)
Change in payables and other liabilities	(1)	8
Net Cash From/(Used In) Operating Activities	21,313	34,335

Perpetual Wholesale Australian Share		
	1/07/2023 - 30/06/2024 \$'000	1/07/2022 - 30/06/2023 \$'000
Profit/(Loss) attributable to unitholders	17,469	40,869
Proceeds from sale of financial assets and liabilities at fair value through profit or loss	254,042	148,374
Payments for purchase of financial assets and liabilities at fair value through profit or loss	(203,399)	(162,549)
Changes in fair value of financial assets and liabilities at fair value through profit or loss	(10,820)	(33,012)
Distribution or Dividend income reinvested	-	-
Net foreign exchange gain/(loss)	24	31
Change in receivables and other assets	223	(130)
Change in payables and other liabilities	(22)	32
Net Cash From/(Used In) Operating Activities	57,517	(6,385)

COLONIAL FIRST STATE - FIRSTCHOICE WHOLESALE INVESTMENT FUNDS

NOTES TO THE FINANCIAL STATEMENTS FOR THE REPORTING PERIOD ENDED 30 JUNE 2024

8. CASH AND CASH EQUIVALENTS (continued)

(a) Reconciliation of Profit/(Loss) Attributable to Unitholders to Net Cash from Operating Activities (continued)

Perpetual Wholesale Industrial Share		
	1/07/2023 - 30/06/2024 \$'000	1/07/2022 - 30/06/2023 \$'000
Profit/(Loss) attributable to unitholders	110,187	98,470
Proceeds from sale of financial assets and liabilities at fair value through profit or loss	346,914	461,574
Payments for purchase of financial assets and liabilities at fair value through profit or loss	(310,624)	(427,369)
Changes in fair value of financial assets and liabilities at fair value through profit or loss	(95,732)	(84,495)
Distribution or Dividend income reinvested	(30)	-
Net foreign exchange gain/(loss)	20	(145)
Change in receivables and other assets	(537)	962
Change in payables and other liabilities	38	22
Net Cash From/(Used In) Operating Activities	50,236	49,019

Realindex Wholesale Australian Share Value		
	1/07/2023 - 30/06/2024 \$'000	1/07/2022 - 30/06/2023 \$'000
Profit/(Loss) attributable to unitholders	14,381	16,073
Proceeds from sale of financial assets and liabilities at fair value through profit or loss	9,770	13,030
Payments for purchase of financial assets and liabilities at fair value through profit or loss	(7,680)	(7,230)
Changes in fair value of financial assets and liabilities at fair value through profit or loss	(6,628)	(7,244)
Distribution or Dividend income reinvested	(8,060)	(9,114)
Net foreign exchange gain/(loss)	-	-
Change in receivables and other assets	-	(2)
Change in payables and other liabilities	3	1
Net Cash From/(Used In) Operating Activities	1,786	5,514

COLONIAL FIRST STATE - FIRSTCHOICE WHOLESALE INVESTMENT FUNDS

NOTES TO THE FINANCIAL STATEMENTS FOR THE REPORTING PERIOD ENDED 30 JUNE 2024

8. CASH AND CASH EQUIVALENTS (continued)

(a) Reconciliation of Profit/(Loss) Attributable to Unitholders to Net Cash from Operating Activities (continued)

Schroder Wholesale Australian Equity		
	1/07/2023 - 30/06/2024 \$'000	1/07/2022 - 30/06/2023 \$'000
Profit/(Loss) attributable to unitholders	80,362	101,892
Proceeds from sale of financial assets and liabilities at fair value through profit or loss	161,120	93,047
Payments for purchase of financial assets and liabilities at fair value through profit or loss	(237,986)	(157,893)
Changes in fair value of financial assets and liabilities at fair value through profit or loss	(51,485)	(71,272)
Distribution or Dividend income reinvested	-	-
Net foreign exchange gain/(loss)	-	-
Change in receivables and other assets	(156)	(392)
Change in payables and other liabilities	140	117
Net Cash From/(Used In) Operating Activities	(48,005)	(34,501)

Solaris Wholesale Core Australian Equity		
	1/07/2023 - 30/06/2024 \$'000	1/07/2022 - 30/06/2023 \$'000
Profit/(Loss) attributable to unitholders	21,877	21,022
Proceeds from sale of financial assets and liabilities at fair value through profit or loss	72,557	81,474
Payments for purchase of financial assets and liabilities at fair value through profit or loss	(62,872)	(68,926)
Changes in fair value of financial assets and liabilities at fair value through profit or loss	(17,562)	(15,426)
Distribution or Dividend income reinvested	-	-
Net foreign exchange gain/(loss)	-	-
Change in receivables and other assets	139	(243)
Change in payables and other liabilities	7	1
Net Cash From/(Used In) Operating Activities	14,146	17,902

COLONIAL FIRST STATE - FIRSTCHOICE WHOLESALE INVESTMENT FUNDS

NOTES TO THE FINANCIAL STATEMENTS FOR THE REPORTING PERIOD ENDED 30 JUNE 2024

8. CASH AND CASH EQUIVALENTS (continued)

(a) Reconciliation of Profit/(Loss) Attributable to Unitholders to Net Cash from Operating Activities (continued)

Ausbil Wholesale Australian Equity		
	1/07/2023 - 30/06/2024 \$'000	1/07/2022 - 30/06/2023 \$'000
Profit/(Loss) attributable to unitholders	29,068	48,202
Proceeds from sale of financial assets and liabilities at fair value through profit or loss	435,866	373,031
Payments for purchase of financial assets and liabilities at fair value through profit or loss	(389,974)	(324,744)
Changes in fair value of financial assets and liabilities at fair value through profit or loss	(19,029)	(34,901)
Distribution or Dividend income reinvested	-	-
Net foreign exchange gain/(loss)	-	-
Change in receivables and other assets	1,266	112
Change in payables and other liabilities	(29)	(13)
Net Cash From/(Used In) Operating Activities	57,168	61,687

WaveStone Wholesale Australian Share		
	1/07/2023 - 30/06/2024 \$'000	1/07/2022 - 30/06/2023 \$'000
Profit/(Loss) attributable to unitholders	11,474	18,116
Proceeds from sale of financial assets and liabilities at fair value through profit or loss	30,529	43,337
Payments for purchase of financial assets and liabilities at fair value through profit or loss	(15,254)	(19,823)
Changes in fair value of financial assets and liabilities at fair value through profit or loss	(8,932)	(14,647)
Distribution or Dividend income reinvested	(57)	(133)
Net foreign exchange gain/(loss)	-	-
Change in receivables and other assets	112	61
Change in payables and other liabilities	(5)	(7)
Net Cash From/(Used In) Operating Activities	17,867	26,904

COLONIAL FIRST STATE - FIRSTCHOICE WHOLESALE INVESTMENT FUNDS

NOTES TO THE FINANCIAL STATEMENTS FOR THE REPORTING PERIOD ENDED 30 JUNE 2024

8. CASH AND CASH EQUIVALENTS (continued)

(a) Reconciliation of Profit/(Loss) Attributable to Unitholders to Net Cash from Operating Activities (continued)

Ausbil Wholesale Australian Emerging Leaders		
	1/07/2023 - 30/06/2024 \$'000	1/07/2022 - 30/06/2023 \$'000
Profit/(Loss) attributable to unitholders	14,104	20,836
Proceeds from sale of financial assets and liabilities at fair value through profit or loss	178,182	214,756
Payments for purchase of financial assets and liabilities at fair value through profit or loss	(171,702)	(198,572)
Changes in fair value of financial assets and liabilities at fair value through profit or loss	(12,674)	(17,604)
Distribution or Dividend income reinvested	-	-
Net foreign exchange gain/(loss)	-	-
Change in receivables and other assets	120	(180)
Change in payables and other liabilities	1	-
Net Cash From/(Used In) Operating Activities	8,031	19,236

Celeste Wholesale Australian Small Companies		
	1/07/2023 - 30/06/2024 \$'000	1/07/2022 - 30/06/2023 \$'000
Profit/(Loss) attributable to unitholders	9,186	7,141
Proceeds from sale of financial assets and liabilities at fair value through profit or loss	51,619	35,024
Payments for purchase of financial assets and liabilities at fair value through profit or loss	(53,256)	(30,031)
Changes in fair value of financial assets and liabilities at fair value through profit or loss	(7,670)	(4,618)
Distribution or Dividend income reinvested	-	(46)
Net foreign exchange gain/(loss)	-	-
Change in receivables and other assets	(34)	(23)
Change in payables and other liabilities	2	3
Net Cash From/(Used In) Operating Activities	(153)	7,450

COLONIAL FIRST STATE - FIRSTCHOICE WHOLESALE INVESTMENT FUNDS

NOTES TO THE FINANCIAL STATEMENTS FOR THE REPORTING PERIOD ENDED 30 JUNE 2024

8. CASH AND CASH EQUIVALENTS (continued)

(a) Reconciliation of Profit/(Loss) Attributable to Unitholders to Net Cash from Operating Activities (continued)

Eiger Wholesale Australian Small Companies		
	1/07/2023 - 30/06/2024 \$'000	1/07/2022 - 30/06/2023 \$'000
Profit/(Loss) attributable to unitholders	2,669	1,489
Proceeds from sale of financial assets and liabilities at fair value through profit or loss	22,615	9,616
Payments for purchase of financial assets and liabilities at fair value through profit or loss	(26,935)	(31,271)
Changes in fair value of financial assets and liabilities at fair value through profit or loss	(2,842)	(1,556)
Distribution or Dividend income reinvested	-	-
Net foreign exchange gain/(loss)	(1)	4
Change in receivables and other assets	(3)	(10)
Change in payables and other liabilities	7	25
Net Cash From/(Used In) Operating Activities	(4,490)	(21,703)

First Sentier Wholesale Australian Small Companies		
	1/07/2023 - 30/06/2024 \$'000	1/07/2022 - 30/06/2023 \$'000
Profit/(Loss) attributable to unitholders	32,807	89,235
Proceeds from sale of financial assets and liabilities at fair value through profit or loss	169,307	431,951
Payments for purchase of financial assets and liabilities at fair value through profit or loss	(215,385)	(251,759)
Changes in fair value of financial assets and liabilities at fair value through profit or loss	(22,748)	(72,052)
Distribution or Dividend income reinvested	-	-
Net foreign exchange gain/(loss)	-	-
Change in receivables and other assets	1,049	(965)
Change in payables and other liabilities	72	(108)
Net Cash From/(Used In) Operating Activities	(34,898)	196,302

COLONIAL FIRST STATE - FIRSTCHOICE WHOLESALE INVESTMENT FUNDS

NOTES TO THE FINANCIAL STATEMENTS FOR THE REPORTING PERIOD ENDED 30 JUNE 2024

8. CASH AND CASH EQUIVALENTS (continued)

(a) Reconciliation of Profit/(Loss) Attributable to Unitholders to Net Cash from Operating Activities (continued)

OC Wholesale Premium Small Companies		
	1/07/2023 - 30/06/2024 \$'000	1/07/2022 - 30/06/2023 \$'000
Profit/(Loss) attributable to unitholders	39,084	43,458
Proceeds from sale of financial assets and liabilities at fair value through profit or loss	167,713	189,206
Payments for purchase of financial assets and liabilities at fair value through profit or loss	(127,875)	(176,586)
Changes in fair value of financial assets and liabilities at fair value through profit or loss	(39,297)	(41,461)
Distribution or Dividend income reinvested	-	-
Net foreign exchange gain/(loss)	-	-
Change in receivables and other assets	(41)	341
Change in payables and other liabilities	(1,044)	(453)
Net Cash From/(Used In) Operating Activities	38,540	14,505

Realindex Wholesale Australian Small Companies Value		
	1/07/2023 - 30/06/2024 \$'000	1/07/2022 - 30/06/2023 \$'000
Profit/(Loss) attributable to unitholders	2,971	2,321
Proceeds from sale of financial assets and liabilities at fair value through profit or loss	4,265	3,820
Payments for purchase of financial assets and liabilities at fair value through profit or loss	(805)	(1,330)
Changes in fair value of financial assets and liabilities at fair value through profit or loss	(1,802)	(700)
Distribution or Dividend income reinvested	(1,217)	(1,673)
Net foreign exchange gain/(loss)	-	-
Change in receivables and other assets	(1)	-
Change in payables and other liabilities	-	-
Net Cash From/(Used In) Operating Activities	3,411	2,438

COLONIAL FIRST STATE - FIRSTCHOICE WHOLESALE INVESTMENT FUNDS

NOTES TO THE FINANCIAL STATEMENTS FOR THE REPORTING PERIOD ENDED 30 JUNE 2024

8. CASH AND CASH EQUIVALENTS (continued)

(a) Reconciliation of Profit/(Loss) Attributable to Unitholders to Net Cash from Operating Activities (continued)

Acadian Wholesale Australian Equity Long Short		
	1/07/2023 - 30/06/2024 \$'000	1/07/2022 - 30/06/2023 \$'000
Profit/(Loss) attributable to unitholders	22,440	15,055
Proceeds from sale of financial assets and liabilities at fair value through profit or loss	149,499	125,129
Payments for purchase of financial assets and liabilities at fair value through profit or loss	(159,458)	(134,979)
Changes in fair value of financial assets and liabilities at fair value through profit or loss	(18,688)	(10,158)
Distribution or Dividend income reinvested	(1,205)	17
Net foreign exchange gain/(loss)	-	-
Change in receivables and other assets	18	(212)
Change in payables and other liabilities	231	3
Net Cash From/(Used In) Operating Activities	(7,163)	(5,145)

L1 Capital Wholesale Catalyst	
	12/07/2023 - 30/06/2024 \$
Profit/(Loss) attributable to unitholders	359,062
Proceeds from sale of financial assets and liabilities at fair value through profit or loss	4,626,335
Payments for purchase of financial assets and liabilities at fair value through profit or loss	(13,276,338)
Changes in fair value of financial assets and liabilities at fair value through profit or loss	(358,051)
Distribution or Dividend income reinvested	-
Net foreign exchange gain/(loss)	-
Change in receivables and other assets	(7,873)
Change in payables and other liabilities	10,485
Net Cash From/(Used In) Operating Activities	(8,646,380)

COLONIAL FIRST STATE - FIRSTCHOICE WHOLESALE INVESTMENT FUNDS

NOTES TO THE FINANCIAL STATEMENTS FOR THE REPORTING PERIOD ENDED 30 JUNE 2024

8. CASH AND CASH EQUIVALENTS (continued)

(a) Reconciliation of Profit/(Loss) Attributable to Unitholders to Net Cash from Operating Activities (continued)

First Sentier Wholesale Property Securities		
	1/07/2023 - 30/06/2024 \$'000	1/07/2022 - 30/06/2023 \$'000
Profit/(Loss) attributable to unitholders	79,032	23,319
Proceeds from sale of financial assets and liabilities at fair value through profit or loss	42,578	44,199
Payments for purchase of financial assets and liabilities at fair value through profit or loss	(14,817)	(23,245)
Changes in fair value of financial assets and liabilities at fair value through profit or loss	(69,430)	(11,051)
Distribution or Dividend income reinvested	-	-
Net foreign exchange gain/(loss)	-	-
Change in receivables and other assets	725	(770)
Change in payables and other liabilities	28	(6)
Net Cash From/(Used In) Operating Activities	38,116	32,446

Ironbark Wholesale Property Securities		
	1/07/2023 - 30/06/2024 \$'000	1/07/2022 - 30/06/2023 \$'000
Profit/(Loss) attributable to unitholders	39,353	7,211
Proceeds from sale of financial assets and liabilities at fair value through profit or loss	155,049	77,587
Payments for purchase of financial assets and liabilities at fair value through profit or loss	(219,321)	(73,228)
Changes in fair value of financial assets and liabilities at fair value through profit or loss	(32,340)	(2,374)
Distribution or Dividend income reinvested	(216)	(687)
Net foreign exchange gain/(loss)	5	58
Change in receivables and other assets	(1,462)	(289)
Change in payables and other liabilities	68	(1)
Net Cash From/(Used In) Operating Activities	(58,864)	8,277

COLONIAL FIRST STATE - FIRSTCHOICE WHOLESALE INVESTMENT FUNDS

NOTES TO THE FINANCIAL STATEMENTS FOR THE REPORTING PERIOD ENDED 30 JUNE 2024

8. CASH AND CASH EQUIVALENTS (continued)

(a) Reconciliation of Profit/(Loss) Attributable to Unitholders to Net Cash from Operating Activities (continued)

Martin Currie Wholesale Real Income		
	1/07/2023 - 30/06/2024 \$'000	1/07/2022 - 30/06/2023 \$'000
Profit/(Loss) attributable to unitholders	189	2,467
Proceeds from sale of financial assets and liabilities at fair value through profit or loss	12,400	15,673
Payments for purchase of financial assets and liabilities at fair value through profit or loss	(16,748)	(22,991)
Changes in fair value of financial assets and liabilities at fair value through profit or loss	2,493	(6)
Distribution or Dividend income reinvested	-	-
Net foreign exchange gain/(loss)	(1)	34
Change in receivables and other assets	174	(158)
Change in payables and other liabilities	1	-
Net Cash From/(Used In) Operating Activities	(1,492)	(4,981)

Pandal Wholesale Property Investment		
	1/07/2023 - 30/06/2024 \$'000	1/07/2022 - 30/06/2023 \$'000
Profit/(Loss) attributable to unitholders	98,686	33,561
Proceeds from sale of financial assets and liabilities at fair value through profit or loss	125,258	127,706
Payments for purchase of financial assets and liabilities at fair value through profit or loss	(97,969)	(125,518)
Changes in fair value of financial assets and liabilities at fair value through profit or loss	(85,839)	(18,258)
Distribution or Dividend income reinvested	(525)	(932)
Net foreign exchange gain/(loss)	-	-
Change in receivables and other assets	430	(600)
Change in payables and other liabilities	56	4
Net Cash From/(Used In) Operating Activities	40,097	15,963

COLONIAL FIRST STATE - FIRSTCHOICE WHOLESALE INVESTMENT FUNDS

NOTES TO THE FINANCIAL STATEMENTS FOR THE REPORTING PERIOD ENDED 30 JUNE 2024

8. CASH AND CASH EQUIVALENTS (continued)

(a) Reconciliation of Profit/(Loss) Attributable to Unitholders to Net Cash from Operating Activities (continued)

Infinity Core Australian Equity	
	12/07/2023 - 30/06/2024 \$
Profit/(Loss) attributable to unitholders	8,477
Proceeds from sale of financial assets and liabilities at fair value through profit or loss	34,253
Payments for purchase of financial assets and liabilities at fair value through profit or loss	(1,489,762)
Changes in fair value of financial assets and liabilities at fair value through profit or loss	(6,089)
Distribution or Dividend income reinvested	-
Net foreign exchange gain/(loss)	-
Change in receivables and other assets	(8,006)
Change in payables and other liabilities	1,061
Net Cash From/(Used In) Operating Activities	(1,460,066)

Infinity SMID Australian Equity	
	12/07/2023 - 30/06/2024 \$
Profit/(Loss) attributable to unitholders	(21,607)
Proceeds from sale of financial assets and liabilities at fair value through profit or loss	92,907
Payments for purchase of financial assets and liabilities at fair value through profit or loss	(1,539,018)
Changes in fair value of financial assets and liabilities at fair value through profit or loss	14,435
Distribution or Dividend income reinvested	-
Net foreign exchange gain/(loss)	-
Change in receivables and other assets	(2,731)
Change in payables and other liabilities	1,262
Net Cash From/(Used In) Operating Activities	(1,454,752)

COLONIAL FIRST STATE - FIRSTCHOICE WHOLESALE INVESTMENT FUNDS

NOTES TO THE FINANCIAL STATEMENTS FOR THE REPORTING PERIOD ENDED 30 JUNE 2024

8. CASH AND CASH EQUIVALENTS (continued)

(a) Reconciliation of Profit/(Loss) Attributable to Unitholders to Net Cash from Operating Activities (continued)

Dexus Wholesale AREIT		
	1/07/2023 - 30/06/2024 \$'000	1/07/2022 - 30/06/2023 \$'000
Profit/(Loss) attributable to unitholders	9,216	4,623
Proceeds from sale of financial assets and liabilities at fair value through profit or loss	106,077	20,340
Payments for purchase of financial assets and liabilities at fair value through profit or loss	(21,727)	(12,634)
Changes in fair value of financial assets and liabilities at fair value through profit or loss	(8,303)	(608)
Distribution or Dividend income reinvested	-	-
Net foreign exchange gain/(loss)	-	-
Change in receivables and other assets	1,419	137
Change in payables and other liabilities	(62)	(5)
Net Cash From/(Used In) Operating Activities	86,620	11,853

(b) Non-cash Operating and Financing Activities Carried Out During the Reporting Periods on Normal Commercial Terms and Conditions include:

- Reinvestment of unitholders distributions as disclosed under "Units issued upon reinvestment of distributions" in part (a) of the "Changes in Net Assets Attributable to Unitholders" note to the financial statements.
- Participation in dividend reinvestment plans as disclosed under "Distribution or Dividend Income Reinvested" in part (a) of the "Cash and Cash Equivalents" note to the financial statements.

(c) Terms and Conditions on Cash

Cash at bank and in hand, cash held as collateral and deposits at call with financial institutions, earn interest at floating rate as determined by the financial institutions.

COLONIAL FIRST STATE - FIRSTCHOICE WHOLESALE INVESTMENT FUNDS

NOTES TO THE FINANCIAL STATEMENTS FOR THE REPORTING PERIOD ENDED 30 JUNE 2024

8. CASH AND CASH EQUIVALENTS (continued)

(d) Derivative Cash Accounts

Included in the cash and cash equivalents are derivative cash accounts which comprise of margin accounts and cash held as collateral for derivative transactions.

The balance of the derivative cash accounts at the end of the reporting periods were as follows:

Name of Fund:	30/06/2024 \$'000	30/06/2023 \$'000
CFS Wholesale Geared Index Australian Share	(1,474)	(111)
Daintree Wholesale Core Income	(19,379)	(585)
Martin Currie Wholesale Australia Equity Income	(812)	(2,971)
Merlon Wholesale Australian Share Income	(9,040)	(330)
State Street Wholesale Australian Equity	(857)	(289)
Acadian Wholesale Australian Equity	(711)	(133)
Airlie Wholesale Australian Share	(6,663)	-
Alphinity Wholesale Sustainable Share	(2,144)	(179)
Antares Wholesale Ex-20 Australian Equities ^	(339,480)	n/a
Ausbil Wholesale Active Sustainable Equity	(728)	-
Ausbil Wholesale Australian Active Equity	(1,514)	-
Bennelong Wholesale ex-20 Australian Equities	(22,965)	-
DNR Capital Wholesale Australian Equities High Conviction	(9,137)	-
DNR Capital Wholesale Australian Equity Income	(4,166)	(229)
Fidelity Wholesale Australian Equities	(33,710)	-
First Sentier Wholesale Concentrated Australian Share	(28,370)	-
First Sentier Wholesale Imputation	(11,920)	-
Investors Mutual Wholesale Australian Share	(17,832)	(6,734)
Lazard Wholesale Select Australian Equity	(649)	-
Pendal Wholesale Australian Share	(5,391)	(156)
Pendal Wholesale Sustainable Australian Share	(2,039)	(78)
Perennial Value Wholesale Australian Share	(18,099)	(957)
Perpetual Wholesale Australian Share	(19,755)	-
Perpetual Wholesale Industrial Share	(20,762)	-
Schroder Wholesale Australian Equity	(56,589)	(498)
Solaris Wholesale Core Australian Equity	(2,425)	(311)
Ausbil Wholesale Australian Equity	322	-
WaveStone Wholesale Australian Share	(3,169)	-
Ausbil Wholesale Australian Emerging Leaders	(1,938)	-
Celeste Wholesale Australian Small Companies	(4,132)	-
Eiger Wholesale Australian Small Companies	(3,165)	-
First Sentier Wholesale Australian Small Companies	(32,883)	(753)
OC Wholesale Premium Small Companies	(51,695)	-
Acadian Wholesale Australian Equity Long Short	(2,034)	(184)
L1 Capital Wholesale Catalyst ^	(90,791)	n/a
First Sentier Wholesale Property Securities	(654)	-
Ironbark Wholesale Property Securities	(957)	-
Martin Currie Wholesale Real Income	(1,552)	-
Pendal Wholesale Property Investment	(1,084)	-
Infinity Core Australian Equity ^	(48,231)	n/a
Infinity SMID Australian Equity ^	(53,532)	n/a
Dexus Wholesale AREIT	(105)	-

^ Amounts are rounded to nearest dollar, not the nearest thousand dollars.

COLONIAL FIRST STATE - FIRSTCHOICE WHOLESALE INVESTMENT FUNDS

NOTES TO THE FINANCIAL STATEMENTS FOR THE REPORTING PERIOD ENDED 30 JUNE 2024

8. CASH AND CASH EQUIVALENTS (continued)

(e) Securities Lending Collateral

The Funds participated in a securities lending program. The securities of the Funds may have been lent to approved borrowers, such as brokers and other financial institutions. The borrower lodged collateral against the securities lent either in the form of cash or approved securities.

During the term of the loan, the Funds remained entitled to all dividends, distributions and interest income and retained all voting rights, where applicable, in respect of the loaned securities. Securities lent may have been recalled and were required to be returned within the normal settlement periods applicable to the securities.

The collateral received has been reinvested in repurchase arrangements. The market value of the repurchase assets are:

Name of Fund:	30/06/2024 \$'000	30/06/2023 \$'000
First Sentier Wholesale Australian Small Companies	1,495	-

COLONIAL FIRST STATE - FIRSTCHOICE WHOLESALE INVESTMENT FUNDS

NOTES TO THE FINANCIAL STATEMENTS FOR THE REPORTING PERIOD ENDED 30 JUNE 2024

9. RELATED PARTIES DISCLOSURES

(a) Responsible Entity

The Responsible Entity of the Funds is Colonial First State Investments Limited.

The Responsible Entity is incorporated and domiciled in Australia and has its registered office at Level 15
400 George Street, Sydney, New South Wales, 2000.

(b) Details of Key Management Personnel

(i) Key Management Personnel

The Directors of Colonial First State Investments Limited are considered to be Key Management Personnel. The Directors of the Responsible Entity in office during the period and up to the date of the report are:

Name of Director	Date of Appointment or Resignation
Murray Coble	Appointed on 30 May 2022.
JoAnna Fisher	Appointed on 30 May 2022.
Martin Codina	Appointed on 22 February 2023.

(ii) Compensation of Key Management Personnel

The key management personnel of Colonial First State Investments Limited held units in the Funds as follows.

Investment Name	Units Held At The End of the Period No.	Value of Investment At Period End \$	Interest held in Investment at Period End %	Units Acquired During Period No.	Units Disposed During Period No.	Distribution Received \$

Colonial First State Wholesale Geared Index Australian Share

Key Management Personnel

- 2024	59,283	64,038	0.12	3,678	-	1,324
- 2023	55,605	53,476	0.06	1,811	-	1,738

Other than disclosed above, no amounts are paid by the Funds directly to the Directors of the Responsible Entity of the Funds.

COLONIAL FIRST STATE - FIRSTCHOICE WHOLESALE INVESTMENT FUNDS

NOTES TO THE FINANCIAL STATEMENTS FOR THE REPORTING PERIOD ENDED 30 JUNE 2024

9. RELATED PARTIES DISCLOSURES (continued)

(c) Responsible Entity's Management Fees

Under the terms of the Constitutions, the Responsible Entity is entitled to receive monthly management fees which are expressed as a percentage of the total assets of each fund (i.e. excluding liabilities). Management fees are paid directly by the Funds. The table below shows the current fee rates charged.

Where monies are invested into other funds managed by the Responsible Entity the management fees are calculated after rebating fees charged in the underlying funds. As a consequence, the amounts shown in the Statements of Comprehensive Income reflect only the amount of fees charged directly to the respective Funds.

The management fees rate charged for the current and comparative reporting periods are as follows:

Name of Fund:	Period Ended 30/06/2024 Management Fees %	Period Ended 30/06/2023 Management Fees %
CFS Wholesale Enhanced Index Growth	0.71	0.71
CFS Wholesale Index Global Bond	0.30	0.30
CFS Wholesale Index Australian Share	0.30	0.30
CFS Wholesale Geared Index Australian Share	0.50	0.50
Daintree Wholesale Core Income	0.50	0.50
Martin Currie Wholesale Australia Equity Income	1.20	1.20
Merlon Wholesale Australian Share Income	1.15	1.15
State Street Wholesale Australian Equity	1.00	1.00
Acadian Wholesale Australian Equity	0.80	0.80
Airlie Wholesale Australian Share	1.00	1.20
Alphinity Wholesale Sustainable Share	1.15	1.15
Antares Wholesale Ex-20 Australian Equities	1.05	n/a
Ausbil Wholesale Active Sustainable Equity	1.00	1.00
Ausbil Wholesale Australian Active Equity	1.00	1.00
Bennelong Wholesale ex-20 Australian Equities	1.10	1.10
DNR Capital Wholesale Australian Equities High Conviction	1.00	1.00
DNR Capital Wholesale Australian Equity Income	1.00	1.00
Fidelity Wholesale Australian Equities	1.05	1.05
First Sentier Wholesale Concentrated Australian Share	0.95	0.95
First Sentier Wholesale Imputation	0.95	0.95
Investors Mutual Wholesale Australian Share	1.20	1.20
Lazard Wholesale Select Australian Equity	1.00	1.00
Pendal Wholesale Australian Share	1.00	1.00
Pendal Wholesale Sustainable Australian Share	1.00	1.00
Perennial Value Wholesale Australian Share	1.00	1.00
Perpetual Wholesale Australian Share	1.20	1.20
Perpetual Wholesale Industrial Share	1.20	1.20
Realindex Wholesale Australian Share Value	0.60	0.60
Schroder Wholesale Australian Equity	1.00	1.00
Solaris Wholesale Core Australian Equity	1.00	1.00
Ausbil Wholesale Australian Equity	0.95	0.95
WaveStone Wholesale Australian Share	1.00	1.00
Ausbil Wholesale Australian Emerging Leaders	1.10	1.10
Celeste Wholesale Australian Small Companies	1.00	1.00
Eiger Wholesale Australian Small Companies	1.20	1.20

COLONIAL FIRST STATE - FIRSTCHOICE WHOLESALE INVESTMENT FUNDS

NOTES TO THE FINANCIAL STATEMENTS FOR THE REPORTING PERIOD ENDED 30 JUNE 2024

9. RELATED PARTIES DISCLOSURES (continued)

(c) Responsible Entity's Management Fees (continued)

Name of Fund:	Period Ended 30/06/2024 Management Fees %	Period Ended 30/06/2023 Management Fees %
First Sentier Wholesale Australian Small Companies	1.10	1.10
OC Wholesale Premium Small Companies	1.35	1.35
Realindex Wholesale Australian Small Companies Value	0.80	0.80
Acadian Wholesale Australian Equity Long Short	1.10	1.10
L1 Capital Wholesale Catalyst	1.39	n/a
First Sentier Wholesale Property Securities	0.80	0.80
Ironbark Wholesale Property Securities	0.80	0.80
Martin Currie Wholesale Real Income	1.00	1.00
Pendal Wholesale Property Investment	1.05	1.05
Infinity Core Australian Equity	0.84	n/a
Infinity SMID Australian Equity	1.02	n/a
Dexus Wholesale AREIT	0.95	0.95

In addition to the management fee stated above a performance fee may also be payable for certain funds. Performance fees are payable if the Funds' performance outperform a specified benchmark. The performance fee is normally in the region of 10-25% as a percentage of the total assets of each fund. Performance fees charged for the reporting periods are disclosed below. Refer to the Product Disclosure Statement/Information Memorandum for more details.

The actual management fee rate charged for global investing funds are lower than those disclosed above. This is due to these Funds being entitled to claim 100% of the Good and Services Tax ("GST") as compared to 75% for domestic investing Funds.

COLONIAL FIRST STATE - FIRSTCHOICE WHOLESALE INVESTMENT FUNDS

NOTES TO THE FINANCIAL STATEMENTS FOR THE REPORTING PERIOD ENDED 30 JUNE 2024

9. RELATED PARTIES DISCLOSURES (continued)

(c) Responsible Entity's Management Fees (continued)

The Responsible Entity's management fees charged/(refunded) for the reporting periods are as follows:

Name of Fund:	Period Ended 30/06/2024 \$	Period Ended 30/06/2023 \$
CFS Wholesale Enhanced Index Growth	789,827	684,201
CFS Wholesale Index Global Bond	(1,305)	(1,596)
CFS Wholesale Index Australian Share	1,929	1,718
CFS Wholesale Geared Index Australian Share	809,824	776,067
Daintree Wholesale Core Income	534,860	479,191
Martin Currie Wholesale Australia Equity Income	3,756,776	3,699,582
Merlon Wholesale Australian Share Income	1,885,697	1,844,959
State Street Wholesale Australian Equity	856,305	1,226,507
Acadian Wholesale Australian Equity	991,604	1,466,488
Airlie Wholesale Australian Share	1,192,181	1,221,051
Alphinity Wholesale Sustainable Share	755,355	816,821
Antares Wholesale Ex-20 Australian Equities	22,516	n/a
Ausbil Wholesale Active Sustainable Equity	462,811	474,345
Ausbil Wholesale Australian Active Equity	6,840,565	5,907,421
Bennelong Wholesale ex-20 Australian Equities	8,507,807	9,696,279
DNR Capital Wholesale Australian Equities High Conviction	1,347,594	227,263
DNR Capital Wholesale Australian Equity Income	809,837	799,166
Fidelity Wholesale Australian Equities	18,374,482	19,391,017
First Sentier Wholesale Concentrated Australian Share	8,605,879	8,510,403
First Sentier Wholesale Imputation	9,546,839	9,419,324
Investors Mutual Wholesale Australian Share	10,168,542	11,527,689
Lazard Wholesale Select Australian Equity	3,682,110	3,429,623
Pendal Wholesale Australian Share	3,216,638	3,089,424
Pendal Wholesale Sustainable Australian Share	949,158	966,848
Perennial Value Wholesale Australian Share	3,231,134	3,312,129
Perpetual Wholesale Australian Share	3,790,088	3,939,718
Perpetual Wholesale Industrial Share	8,138,402	8,215,397
Realindex Wholesale Australian Share Value	316,138	293,528
Schroder Wholesale Australian Equity	10,217,357	8,577,338
Solaris Wholesale Core Australian Equity	1,713,802	1,752,380
Ausbil Wholesale Australian Equity	4,472,343	4,688,904
WaveStone Wholesale Australian Share	1,126,388	1,229,804
Ausbil Wholesale Australian Emerging Leaders	2,074,144	2,008,644
Celeste Wholesale Australian Small Companies	1,030,979	1,035,644
Eiger Wholesale Australian Small Companies	472,721	258,560
First Sentier Wholesale Australian Small Companies	7,610,767	9,298,316
OC Wholesale Premium Small Companies	4,136,327	4,021,051
Realindex Wholesale Australian Small Companies Value	50,126	53,365
Acadian Wholesale Australian Equity Long Short	1,539,114	1,302,192
L1 Capital Wholesale Catalyst	83,686	n/a
First Sentier Wholesale Property Securities	2,674,660	2,600,422
Ironbark Wholesale Property Securities	1,521,735	1,073,493
Martin Currie Wholesale Real Income	626,364	581,153
Pendal Wholesale Property Investment	5,029,876	4,767,165
Infinity Core Australian Equity	4,290	n/a
Infinity SMID Australian Equity	5,199	n/a
Dexus Wholesale AREIT	451,877	933,966

COLONIAL FIRST STATE - FIRSTCHOICE WHOLESALE INVESTMENT FUNDS

NOTES TO THE FINANCIAL STATEMENTS FOR THE REPORTING PERIOD ENDED 30 JUNE 2024

9. RELATED PARTIES DISCLOSURES (continued)

(c) Responsible Entity's Management Fees (continued)

The Responsible Entity's performance fees charged/(refunded) for the reporting periods are as follows:

Name of Fund:	Period Ended 30/06/2024 \$	Period Ended 30/06/2023 \$
Daintree Wholesale Core Income	63,042	-
Antares Wholesale Ex-20 Australian Equities	2,814	-
Ausbil Wholesale Australian Emerging Leaders	(158,702)	-
Eiger Wholesale Australian Small Companies	299,795	198,457
OC Wholesale Premium Small Companies	3,143,180	4,021,527
L1 Capital Wholesale Catalyst	63,754	-
Infinity SMID Australian Equity	6,292	-

Fees due to/(refund from) the Responsible Entity as at the end of the reporting periods are as follows:

Name of Fund:	Period Ended 30/06/2024 \$	Period Ended 30/06/2023 \$
CFS Wholesale Enhanced Index Growth	88,874	59,689
CFS Wholesale Index Global Bond	50	(86)
CFS Wholesale Index Australian Share	692	(188)
CFS Wholesale Geared Index Australian Share	57,578	77,377
Daintree Wholesale Core Income	50,544	39,429
Martin Currie Wholesale Australia Equity Income	254,803	309,549
Merlon Wholesale Australian Share Income	151,733	158,430
State Street Wholesale Australian Equity	59,752	84,762
Acadian Wholesale Australian Equity	39,292	110,519
Airlie Wholesale Australian Share	104,454	101,992
Alphinity Wholesale Sustainable Share	57,764	66,010
Antares Wholesale Ex-20 Australian Equities	6,177	n/a
Ausbil Wholesale Active Sustainable Equity	39,141	38,050
Ausbil Wholesale Australian Active Equity	594,126	520,100
Benelong Wholesale ex-20 Australian Equities	661,096	728,960
DNR Capital Wholesale Australian Equities High Conviction	158,829	61,724
DNR Capital Wholesale Australian Equity Income	75,656	65,687
Fidelity Wholesale Australian Equities	1,481,882	1,533,327
First Sentier Wholesale Concentrated Australian Share	765,223	703,492
First Sentier Wholesale Imputation	772,222	738,807
Investors Mutual Wholesale Australian Share	802,687	890,098
Lazard Wholesale Select Australian Equity	311,298	289,793
Pendal Wholesale Australian Share	265,878	258,683
Pendal Wholesale Sustainable Australian Share	79,290	76,952
Perennial Value Wholesale Australian Share	264,775	267,481
Perpetual Wholesale Australian Share	302,089	325,055
Perpetual Wholesale Industrial Share	696,613	658,420
Realindex Wholesale Australian Share Value	26,979	24,446
Schroder Wholesale Australian Equity	876,843	742,850
Solaris Wholesale Core Australian Equity	142,911	137,683
Ausbil Wholesale Australian Equity	343,831	376,985

COLONIAL FIRST STATE - FIRSTCHOICE WHOLESALE INVESTMENT FUNDS

NOTES TO THE FINANCIAL STATEMENTS FOR THE REPORTING PERIOD ENDED 30 JUNE 2024

9. RELATED PARTIES DISCLOSURES (continued)

(c) Responsible Entity's Management Fees (continued)

Name of Fund:	Period Ended 30/06/2024 \$	Period Ended 30/06/2023 \$
WaveStone Wholesale Australian Share	90,168	96,602
Ausbil Wholesale Australian Emerging Leaders	158,870	158,702
Celeste Wholesale Australian Small Companies	84,901	83,584
Eiger Wholesale Australian Small Companies	38,233	30,805
First Sentier Wholesale Australian Small Companies	654,987	588,416
OC Wholesale Premium Small Companies	356,365	1,402,466
Realindex Wholesale Australian Small Companies Value	4,111	4,205
Acadian Wholesale Australian Equity Long Short	138,103	111,390
L1 Capital Wholesale Catalyst	10,393	n/a
First Sentier Wholesale Property Securities	232,946	206,507
Ironbark Wholesale Property Securities	150,659	85,880
Martin Currie Wholesale Real Income	52,233	50,901
Pendal Wholesale Property Investment	429,593	379,381
Infinity Core Australian Equity	1,046	n/a
Infinity SMID Australian Equity	1,247	n/a
Dexus Wholesale AREIT	10,866	72,410

(d) Management Expenses Recharged

The Responsible Entity is responsible for paying the custody fees on behalf of the Funds. The amount paid is based on the overall arrangement in place with the custodian. The Responsible Entity recharges the custody fees to the Funds. The amount recharged is disclosed as "Custody Fees" in the "Statements of Comprehensive Income".

The Responsible Entity is also responsible for paying certain expenses (such as audit fees, printing and postage) for the Funds. The amount recharged is disclosed under "Expenses Recharged" in the "Statements of Comprehensive Income".

(e) Bank and Deposit Accounts

Fees and expenses on bank accounts and 11am deposit accounts for the Funds are negotiated on an arm's length basis.

COLONIAL FIRST STATE - FIRSTCHOICE WHOLESALE INVESTMENT FUNDS

NOTES TO THE FINANCIAL STATEMENTS FOR THE REPORTING PERIOD ENDED 30 JUNE 2024

9. RELATED PARTIES DISCLOSURES (continued)

(f) Units Held by Related Parties

Other funds managed by the Responsible Entity or its affiliates may from time to time purchase or redeem units in the Funds. Such activity is undertaken in the ordinary course of business at entry and exit prices available to all investors at the time of the transaction.

The interests of Colonial First State Investments Limited and its associates in the Funds are tabled below:

Name of Fund:	30/06/2024 Number of Units No.'000	30/06/2023 Number of Units No.'000
CFS Wholesale Enhanced Index Growth	521,754	439,183
CFS Wholesale Geared Index Australian Share	39,098	76,604
Daintree Wholesale Core Income	127,625	81,207
Martin Currie Wholesale Australia Equity Income	179,067	204,161
Merlon Wholesale Australian Share Income	162,020	167,672
State Street Wholesale Australian Equity	49,383	67,140
Acadian Wholesale Australian Equity	30,819	29,214
Airlie Wholesale Australian Share	102,444	83,865
Alphinity Wholesale Sustainable Share	39,969	51,423
Antares Wholesale Ex-20 Australian Equities ^	6,679,086	n/a
Ausbil Wholesale Active Sustainable Equity	31,861	34,659
Ausbil Wholesale Australian Active Equity	381,809	346,836
Bennelong Wholesale ex-20 Australian Equities	378,041	447,832
DNR Capital Wholesale Australian Equities High Conviction	160,091	66,119
DNR Capital Wholesale Australian Equity Income	49,623	42,808
Fidelity Wholesale Australian Equities	1,192,993	1,213,753
First Sentier Wholesale Concentrated Australian Share	252,668	257,959
First Sentier Wholesale Imputation	203,779	227,552
Investors Mutual Wholesale Australian Share	415,875	453,425
Lazard Wholesale Select Australian Equity	208,767	189,947
Pendal Wholesale Australian Share	203,258	203,641
Pendal Wholesale Sustainable Australian Share	55,389	58,774
Perennial Value Wholesale Australian Share	225,974	222,771

COLONIAL FIRST STATE - FIRSTCHOICE WHOLESALE INVESTMENT FUNDS

NOTES TO THE FINANCIAL STATEMENTS FOR THE REPORTING PERIOD ENDED 30 JUNE 2024

9. RELATED PARTIES DISCLOSURES (continued)

(f) Units Held by Related Parties (continued)

Name of Fund:	30/06/2024 Number of Units No.'000	30/06/2023 Number of Units No.'000
Perpetual Wholesale Australian Share	230,033	246,590
Perpetual Wholesale Industrial Share	422,772	443,327
Schroder Wholesale Australian Equity	687,125	579,357
Solaris Wholesale Core Australian Equity	81,242	82,038
Ausbil Wholesale Australian Equity	192,412	318,186
WaveStone Wholesale Australian Share	55,793	62,884
Ausbil Wholesale Australian Emerging Leaders	137,241	136,224
Celeste Wholesale Australian Small Companies	42,674	41,756
Eiger Wholesale Australian Small Companies	40,982	35,713
First Sentier Wholesale Australian Small Companies	176,946	136,046
OC Wholesale Premium Small Companies	198,692	201,812
Acadian Wholesale Australian Equity Long Short	69,682	64,022
L1 Capital Wholesale Catalyst ^	3,415,886	n/a
First Sentier Wholesale Property Securities	168,099	196,586
Ironbark Wholesale Property Securities	158,592	106,195
Martin Currie Wholesale Real Income	81,476	73,726
Pendal Wholesale Property Investment	572,465	581,271
Infinity Core Australian Equity ^	1,504,693	n/a
Infinity SMID Australian Equity ^	1,507,967	n/a
Dexus Wholesale AREIT	2,076	102,728

^ Amounts are rounded to nearest unit.

COLONIAL FIRST STATE - FIRSTCHOICE WHOLESALE INVESTMENT FUNDS

NOTES TO THE FINANCIAL STATEMENTS FOR THE REPORTING PERIOD ENDED 30 JUNE 2024

9. RELATED PARTIES DISCLOSURES (continued)

(g) Related Party Transactions

The Funds may transact with other managed investment schemes, which are also managed by the Responsible Entity. These transactions normally consist of the sale or purchase of units in related managed investment schemes and receipt and payment of distributions on normal commercial terms and conditions.

In addition to these transactions, the Responsible Entity has agreed to pay Avanteos Investments Limited (a registrable superannuation entity licensee and related party of the Responsible Entity) a corporate rebate consistent with the product disclosure statement of the registrable superannuation entities. The corporate rebate is attributed to the investments made by the registrable superannuation entities directly in the managed investment schemes listed below. The corporate rebate amount relating to each managed investment scheme includes fees charged in underlying funds also managed by the Responsible Entity.

Name of Fund:	Period Ended 30/06/2024 \$	Period Ended 30/06/2023 \$
CFS Wholesale Enhanced Index Growth	3,761,493	3,074,535
Daintree Wholesale Core Income	358,958	318,584
Martin Currie Wholesale Australia Equity Income	1,626,000	1,585,962
Merlon Wholesale Australian Share Income	1,566,638	1,529,173
State Street Wholesale Australian Equity	673,511	968,967
Acadian Wholesale Australian Equity	332,490	294,524
Airlie Wholesale Australian Share	796,469	803,300
Alphinity Wholesale Sustainable Share	596,596	646,230
Antares Wholesale Ex-20 Australian Equities	1,138	n/a
Ausbil Wholesale Active Sustainable Equity	334,456	343,222
Ausbil Wholesale Australian Active Equity	5,425,290	4,606,104
Bennelong Wholesale ex-20 Australian Equities	6,799,333	7,512,995
DNR Capital Wholesale Australian Equities High Conviction	1,198,735	203,027
DNR Capital Wholesale Australian Equity Income	599,724	576,105
Fidelity Wholesale Australian Equities	14,724,676	15,063,661
First Sentier Wholesale Concentrated Australian Share	7,468,539	7,216,029
First Sentier Wholesale Imputation	2,863,729	2,673,479
Investors Mutual Wholesale Australian Share	7,976,148	8,833,273
Lazard Wholesale Select Australian Equity	2,707,020	2,472,963
Pendal Wholesale Australian Share	2,049,742	1,978,577
Pendal Wholesale Sustainable Australian Share	406,544	393,583
Perennial Value Wholesale Australian Share	2,596,860	2,648,054
Perpetual Wholesale Australian Share	1,719,604	1,855,672
Perpetual Wholesale Industrial Share	6,204,711	6,200,907
Schroder Wholesale Australian Equity	8,606,223	7,065,133
Solaris Wholesale Core Australian Equity	1,352,752	1,364,583
Ausbil Wholesale Australian Equity	2,244,645	2,340,200
WaveStone Wholesale Australian Share	881,429	974,936
Ausbil Wholesale Australian Emerging Leaders	1,461,505	1,526,651
Celeste Wholesale Australian Small Companies	636,975	634,018
Eiger Wholesale Australian Small Companies	421,398	233,340
First Sentier Wholesale Australian Small Companies	3,001,005	2,393,807
OC Wholesale Premium Small Companies	3,333,395	3,199,363

COLONIAL FIRST STATE - FIRSTCHOICE WHOLESALE INVESTMENT FUNDS

NOTES TO THE FINANCIAL STATEMENTS FOR THE REPORTING PERIOD ENDED 30 JUNE 2024

9. RELATED PARTIES DISCLOSURES (continued)

(g) Related Party Transactions (continued)

Name of Fund:	Period Ended 30/06/2024 \$	Period Ended 30/06/2023 \$
Acadian Wholesale Australian Equity Long Short	1,082,328	913,072
L1 Capital Wholesale Catalyst	23,283	n/a
First Sentier Wholesale Property Securities	1,162,262	1,105,290
Ironbark Wholesale Property Securities	1,322,008	894,855
Martin Currie Wholesale Real Income	451,392	394,191
Pendal Wholesale Property Investment	4,171,541	3,905,404
Infinity Core Australian Equity	1	n/a
Infinity SMID Australian Equity	-	n/a
Dexus Wholesale AREIT	300,278	744,191

(i) Terms and Conditions of Transactions with Related Parties

All related party transactions are made in arm's length transactions on normal commercial terms and conditions. Outstanding balances at period end are unsecured and settlement occurs in cash.

(ii) Guarantees

There have been no guarantees provided or received for any related party receivables.

COLONIAL FIRST STATE - FIRSTCHOICE WHOLESALE INVESTMENT FUNDS

NOTES TO THE FINANCIAL STATEMENTS FOR THE REPORTING PERIOD ENDED 30 JUNE 2024

9. RELATED PARTIES DISCLOSURES (continued)

(h) Investing Activities

(i) Related Managed Investment Schemes

The following funds held investments in the following managed investment schemes which were managed by Colonial First State Investments Limited. Distributions received are immediately reinvested into additional units.

Investment Name	Units Held at Period End No'000	Value of Investment at Period End \$'000	Interest held in Investment at Period End %	Units Acquired During Period No'000	Units Disposed During Period No'000	Distribution Received \$'000
-----------------	------------------------------------	---	--	--	--	---------------------------------

CFS Wholesale Enhanced Index Growth

Units held in:

Colonial First State Emerging Markets Fund 2

- 2024	31,903	32,368	5.62	31,903	-	80
- 2023	-	-	-	-	-	-

Colonial First State Small Companies Fund 10

- 2024	21,932	21,554	2.22	3,581	-	1,085
- 2023	18,351	16,675	1.99	3,241	-	1,133

Colonial First State Investment Fund 118

- 2024	45,373	44,869	1.27	12,452	19,003	958
- 2023	51,924	50,564	1.43	52,620	695	215

Colonial First State Global Listed Infrastructure Fund 6

- 2024	30,394	36,254	2.67	9,198	11,660	1,113
- 2023	32,856	39,332	3.05	6,954	652	958

Colonial First State Investment Fund 9

- 2024	47,904	42,898	4.61	28,469	-	-
- 2023	19,435	16,516	2.70	2,673	-	-

Colonial First State Wholesale Indexed Global Bond Fund

- 2024	38,143	42,720	1.57	7,922	-	535
- 2023	30,221	33,515	1.44	8,747	702	15

Colonial First State Multi Manager Cash Fund

- 2024	12,447	12,419	0.30	2,938	-	544
- 2023	9,509	9,489	0.27	948	4,983	449

Colonial First State Investment Fund 63

- 2024	30,146	28,826	3.85	17,694	295	1,641
- 2023	12,748	11,984	3.11	1,684	-	1,103

COLONIAL FIRST STATE - FIRSTCHOICE WHOLESALE INVESTMENT FUNDS

NOTES TO THE FINANCIAL STATEMENTS FOR THE REPORTING PERIOD ENDED 30 JUNE 2024

9. RELATED PARTIES DISCLOSURES (continued)

(h) Investing Activities (continued)

(i) Related Managed Investment Schemes (continued)

Investment Name	Units Held at Period End	Value of Investment at Period End	Interest held in Investment at Period End	Units Acquired During Period	Units Disposed During Period	Distribution Received
	No'000	\$'000	%	No'000	No'000	\$'000

CFS Wholesale Enhanced Index Growth (continued)

Colonial First State Global Property Securities Fund 4

- 2024	33,296	36,330	2.89	11,369	15,020	1,320
- 2023	36,947	40,194	3.34	10,136	435	1,393

Colonial First State Investment Fund 122

- 2024	126,607	152,549	7.67	38,498	5,670	17,789
- 2023	93,779	105,361	8.27	22,752	5,168	1,332

Colonial First State Investment Fund 121

- 2024	81,789	95,080	6.27	16,871	-	12,543
- 2023	64,918	70,690	8.59	9,306	18,111	1,055

Colonial First State Investment Fund 120

- 2024	169,055	178,556	10.54	23,941	496	5,357
- 2023	145,610	139,801	9.01	18,672	6,638	5,440

Colonial First State Emerging Markets Fund 6

- 2024	-	-	-	9,781	56,624	3,931
- 2023	46,843	37,390	4.78	4,381	-	1,563

CFS Wholesale Index Global Bond

Units held in:

Colonial First State Wholesale Indexed Global Bond Fund

- 2024	51,348	57,510	2.12	15,070	3,388	720
- 2023	39,666	43,990	1.89	7,915	7,457	26

CFS Wholesale Index Australian Share

Units held in:

Colonial First State Wholesale Indexed Australian Share Fund

- 2024	387,422	678,686	10.15	29,408	30,013	23,293
- 2023	388,027	631,746	11.07	39,645	33,627	25,213

COLONIAL FIRST STATE - FIRSTCHOICE WHOLESALE INVESTMENT FUNDS

NOTES TO THE FINANCIAL STATEMENTS FOR THE REPORTING PERIOD ENDED 30 JUNE 2024

9. RELATED PARTIES DISCLOSURES (continued)

(h) Investing Activities (continued)

(i) Related Managed Investment Schemes (continued)

Investment Name	Units Held at Period End	Value of Investment at Period End	Interest held in Investment at Period End	Units Acquired During Period	Units Disposed During Period	Distribution Received
	No'000	\$'000	%	No'000	No'000	\$'000

First Sentier Wholesale Target Return Income

Units held in:

Colonial First State Wholesale Cash Fund

- 2024	-	-	-	5	255	5
- 2023	250	252	0.00	8	-	8

Colonial First State Wholesale Enhanced Yield Fixed Interest Component Fund

- 2024	-	-	-	53,033	152,631	19,178
- 2023	99,598	87,089	100.00	24,052	9,172	1,899

First Sentier Wholesale Imputation

Units held in:

Colonial First State Global Asset Management Equity Trust 5

- 2024	53,047	54,299	29.73	959	5,368	942
- 2023	57,456	52,590	29.42	2,204	344	982

Realindex Wholesale Australian Share Value

Units held in:

Colonial First State Australian Share Fund 26

- 2024	126,519	130,694	9.99	15,477	9,550	8,060
- 2023	120,592	118,096	10.69	16,766	13,202	9,114

Realindex Wholesale Australian Small Companies Value

Units held in:

Colonial First State Small Companies Fund 10

- 2024	22,960	22,565	2.33	2,111	4,468	1,217
- 2023	25,317	23,006	2.74	3,231	4,023	1,673

(ii) Related Listed Securities

The Funds did not invest in any related listed securities.

**NOTES TO THE FINANCIAL STATEMENTS
FOR THE REPORTING PERIOD ENDED 30 JUNE 2024**

10. FINANCIAL RISK MANAGEMENT

Investing activities of the Funds may expose them to a variety of financial risks: market risk (including price risk, foreign exchange risk and interest rate risk), credit risk and liquidity risk.

The overall risk management programme focuses on ensuring compliance with its Product Disclosure Statement/Information Memorandum and seeks to maximise the returns derived for the level of risk to which the Funds are exposed. The Funds may use derivative financial instruments to alter certain risk exposures. Financial risk management is carried out by the respective investment management departments (Investment Managers) and regularly monitored by the Investment Review Services Department of the Responsible Entity.

Different methods are used to measure different types of risk to which it is exposed. These methods include sensitivity analysis in the case of interest rate, foreign exchange and other price risks and ratings analysis for credit risk.

(a) Market Risk

(i) Price Risk

Financial assets are either directly or indirectly exposed to price risk. This arises from investments held for which prices in the future are uncertain. They are classified on the balance sheet at fair value through profit or loss. All securities investments present a risk of loss of capital. The maximum risk resulting from financial instruments is determined by the fair value of the financial instruments.

An Investment Manager may mitigate price risk through diversification and a careful selection of securities and other financial instruments within specified limits and guidelines in accordance with the Product Disclosure Statement/Information Memorandum or Constitutions and monitored by the Investment Review Services Department of the Responsible Entity.

The table in part (b) under "Summarised Sensitivity Analysis" of the "Financial Risk Management" note to the financial statements summarises the impact of an increase/decrease of the Australian and global indexes on the Funds' net assets attributable to unitholders at the end of the reporting periods. The analysis is based on the assumptions that the relevant indexes increased or decreased as tabled with all other variables held constant and that fair values of the Funds move according to the historical correlation with the indexes.

(ii) Foreign Exchange Risk

The Funds may hold both monetary and non-monetary assets denominated in currencies other than the Australian dollar. The foreign exchange risk relating to non-monetary assets and liabilities is a component of price risk not foreign exchange risk. Foreign exchange risk arises as the value of monetary securities denominated in other currencies fluctuates due to changes in exchange rates. The risk is measured using sensitivity analysis.

The Funds may manage this risk by entering into foreign exchange forward contracts to hedge the risks. The terms and conditions of these contracts rarely exceed twelve months and are contracted in accordance with the investment guidelines.

The tables below summarises the Funds' assets and liabilities, monetary and non-monetary, that are denominated in a currency other than the Australian dollar.

COLONIAL FIRST STATE - FIRSTCHOICE WHOLESALE INVESTMENT FUNDS

NOTES TO THE FINANCIAL STATEMENTS FOR THE REPORTING PERIOD ENDED 30 JUNE 2024

10. FINANCIAL RISK MANAGEMENT

(a) Market Risk (continued)

(ii) Foreign Exchange Risk (continued)

Daintree Wholesale Core Income					
	Swedish Kroner	Norwegian Kroner	United States Dollar	European Euro	Others
30/06/2024	AUD \$'000	AUD \$'000	AUD \$'000	AUD \$'000	AUD \$'000
Cash and cash equivalents	-	-	131	149	-
Derivatives	-	-	55	9	-
Financial liabilities held at FVTPL* - Derivatives	-	-	(33)	-	-
	-	-	153	158	-
Net increase/decrease in exposure from:					
- foreign currency contract	(2)	-	-	-	-
	(2)	-	153	158	-
30/06/2023	AUD \$'000	AUD \$'000	AUD \$'000	AUD \$'000	Others AUD \$'000
	-	-	-	-	-
	-	-	-	-	-

* FVTPL denotes Fair Value through profit and loss

COLONIAL FIRST STATE - FIRSTCHOICE WHOLESALE INVESTMENT FUNDS

NOTES TO THE FINANCIAL STATEMENTS FOR THE REPORTING PERIOD ENDED 30 JUNE 2024

10. FINANCIAL RISK MANAGEMENT

(a) Market Risk (continued)

(ii) Foreign Exchange Risk (continued)

Fidelity Wholesale Australian Equities					
	United States Dollar				Others
30/06/2024	AUD \$'000	AUD \$'000	AUD \$'000	AUD \$'000	AUD \$'000
Cash and cash equivalents	1,335	-	-	-	-
Financial assets held at FVTPL*	-	-	-	-	285
	1,335	-	-	-	285
	United States Dollar				Others
30/06/2023	AUD \$'000	AUD \$'000	AUD \$'000	AUD \$'000	AUD \$'000
Cash and cash equivalents	1,145	-	-	-	-
Financial assets held at FVTPL*	14,760	-	-	-	-
	15,905	-	-	-	-

* FVTPL denotes Fair Value through profit and loss

COLONIAL FIRST STATE - FIRSTCHOICE WHOLESALE INVESTMENT FUNDS

NOTES TO THE FINANCIAL STATEMENTS FOR THE REPORTING PERIOD ENDED 30 JUNE 2024

10. FINANCIAL RISK MANAGEMENT

(a) Market Risk (continued)

(ii) Foreign Exchange Risk (continued)

Perpetual Wholesale Australian Share					
	U K Pound Sterling	United States Dollar	European Euro	New Zealand Dollar	Others
30/06/2024	AUD \$'000	AUD \$'000	AUD \$'000	AUD \$'000	AUD \$'000
Cash and cash equivalents	-	-	-	-	-
Receivables	-	-	53	-	-
Financial assets held at FVTPL *	5,267	14,457	3,784	-	-
Financial liabilities held at FVTPL * - Derivatives	-	-	-	-	-
	5,267	14,457	3,837	-	-
Net increase/decrease in exposure from:					
- foreign currency contract	-	-	-	-	-
	5,267	14,457	3,837	-	-
30/06/2023	United States Dollar AUD \$'000	European Euro AUD \$'000	U K Pound Sterling AUD \$'000	New Zealand Dollar AUD \$'000	Others AUD \$'000
Cash and cash equivalents	15	-	-	-	-
Financial assets held at FVTPL *	4,800	12,114	16,385	-	-
	4,815	12,114	16,385	-	-
Net increase/decrease in exposure from:					
- foreign currency contract	-	(10,673)	(15,209)	-	-
	4,815	1,441	1,176	-	-

* FVTPL denotes Fair Value through profit and loss

COLONIAL FIRST STATE - FIRSTCHOICE WHOLESALE INVESTMENT FUNDS

NOTES TO THE FINANCIAL STATEMENTS FOR THE REPORTING PERIOD ENDED 30 JUNE 2024

10. FINANCIAL RISK MANAGEMENT (continued)

(a) Market Risk (continued)

(ii) Foreign Exchange Risk (continued)

Perpetual Wholesale Industrial Share					
	United States Dollar	New Zealand Dollar	European Euro	Hong Kong Dollar	Others
30/06/2024	AUD \$'000	AUD \$'000	AUD \$'000	AUD \$'000	AUD \$'000
Receivables	-	-	122	-	-
Financial assets held at FVTPL *	48,037	6,875	5,075	-	-
Financial liabilities held at FVTPL *	-	-	-	-	-
- Derivatives	-	-	-	-	-
	48,037	6,875	5,197	-	-
Net increase/decrease in exposure from:					
- foreign currency contract	-	-	-	-	-
	48,037	6,875	5,197	-	-
30/06/2023	U K Pound Sterling	European Euro	United States Dollar	Hong Kong Dollar	Others
	AUD \$'000	AUD \$'000	AUD \$'000	AUD \$'000	AUD \$'000
Financial assets held at FVTPL *	49,103	16,670	-	-	-
	49,103	16,670	-	-	-
Net increase/decrease in exposure from:					
- foreign currency contract	(13,341)	(15,312)	-	-	-
	35,762	1,358	-	-	-

* FVTPL denotes Fair Value through profit and loss

COLONIAL FIRST STATE - FIRSTCHOICE WHOLESALE INVESTMENT FUNDS

NOTES TO THE FINANCIAL STATEMENTS FOR THE REPORTING PERIOD ENDED 30 JUNE 2024

10. FINANCIAL RISK MANAGEMENT (continued)

(a) Market Risk (continued)

(ii) Foreign Exchange Risk (continued)

Eiger Wholesale Australian Small Companies					
	New Zealand Dollar				Others
30/06/2024	AUD \$'000	AUD \$'000	AUD \$'000	AUD \$'000	AUD \$'000
Receivables	-	-	-	-	96
Financial assets held at FVTPL*	566	-	-	-	-
	566	-	-	-	96
	New Zealand Dollar				Others
30/06/2023	AUD \$'000	AUD \$'000	AUD \$'000	AUD \$'000	AUD \$'000
Financial assets held at FVTPL*	983	-	-	-	-
	983	-	-	-	-

* FVTPL denotes Fair Value through profit and loss

COLONIAL FIRST STATE - FIRSTCHOICE WHOLESALE INVESTMENT FUNDS

NOTES TO THE FINANCIAL STATEMENTS FOR THE REPORTING PERIOD ENDED 30 JUNE 2024

10. FINANCIAL RISK MANAGEMENT (continued)

(a) Market Risk (continued)

(ii) Foreign Exchange Risk (continued)

Ironbark Wholesale Property Securities					
	European Euro	United States Dollar	New Zealand Dollar	Japanese Yen	Others
30/06/2024	AUD \$'000	AUD \$'000	AUD \$'000	AUD \$'000	AUD \$'000
Cash and cash equivalents	11	12	11	11	-
Financial assets held at FVTPL *	6,140	-	-	-	-
Derivatives	-	-	-	-	-
	6,151	12	11	11	-
Net increase/decrease in exposure from:					
- foreign currency contract	109	-	-	-	-
	6,260	12	11	11	-
	United States Dollar	Singapore Dollar	New Zealand Dollar	European Euro	Others
30/06/2023	AUD \$'000	AUD \$'000	AUD \$'000	AUD \$'000	AUD \$'000
Cash and cash equivalents	9	11	20	2	1
Receivables	-	49	-	-	-
Financial assets held at FVTPL *	-	-	1,189	-	-
	9	60	1,209	2	1
Net increase/decrease in exposure from:					
- foreign currency contract	-	(167)	(2,398)	-	-
	9	(107)	(1,189)	2	1

* FVTPL denotes Fair Value through profit and loss

COLONIAL FIRST STATE - FIRSTCHOICE WHOLESALE INVESTMENT FUNDS

NOTES TO THE FINANCIAL STATEMENTS FOR THE REPORTING PERIOD ENDED 30 JUNE 2024

10. FINANCIAL RISK MANAGEMENT (continued)

(a) Market Risk (continued)

(ii) Foreign Exchange Risk (continued)

Martin Currie Wholesale Real Income					
	United States Dollar	Canadian Dollar	Hong Kong Dollar	European Euro	Others
30/06/2024	AUD \$'000	AUD \$'000	AUD \$'000	AUD \$'000	AUD \$'000
Cash and cash equivalents	28	-	-	-	-
Receivables	-	14	35	-	37
Financial assets held at FVTPL*	4,789	2,675	2,485	919	834
Financial liabilities held at FVTPL* - Derivatives	-	-	-	-	-
	4,817	2,689	2,520	919	871
	Canadian Dollar	United States Dollar	U K Pound Sterling	Hong Kong Dollar	Others
30/06/2023	AUD \$'000	AUD \$'000	AUD \$'000	AUD \$'000	AUD \$'000
Cash and cash equivalents	-	25	-	-	-
Receivables	16	-	118	108	-
Financial assets held at FVTPL*	2,735	2,736	2,038	1,724	1,253
	2,751	2,761	2,156	1,832	1,253

* FVTPL denotes Fair Value through profit and loss

COLONIAL FIRST STATE - FIRSTCHOICE WHOLESALE INVESTMENT FUNDS

NOTES TO THE FINANCIAL STATEMENTS FOR THE REPORTING PERIOD ENDED 30 JUNE 2024

10. FINANCIAL RISK MANAGEMENT (continued)

(a) Market Risk (continued)

(ii) Foreign Exchange Risk (continued)

The table in part (b) under "Summarised Sensitivity Analysis" of the "Financial Risk Management" note to the financial statements summarises the sensitivities of the Funds' monetary assets and liabilities to foreign exchange risk. The analysis is based on the assumption that the Australian dollar strengthened/weakened by a pre-determined percentage as disclosed in the table for the reporting periods against each of the other currencies to which the Funds are exposed.

(iii) Interest Rate Risk

Interest bearing financial instruments are exposed to fluctuations in the prevailing levels of market interest rates on their financial position and cash flows. Cash flow interest rate risk arises on financial instruments with variable interest rates. Financial instruments with fixed rates expose funds to fair value interest rate risk. The risk is measured using sensitivity analysis.

Certain funds may also enter into derivative financial instruments to mitigate the risk of future interest rate changes in accordance with the risk policies and guidelines of the Investment Managers. These transactions are regularly monitored by the Investment Review Services Department of the Responsible Entity. The table below summarises those funds with exposure to interest rate risks other than in cash only. It includes the Funds' assets and liabilities at fair values.

CFS Wholesale Geared Index Australian Share				
	Floating interest rate \$'000	Fixed interest rate \$'000	Non-interest bearing \$'000	Total \$'000
30/06/2024				
Financial assets				
Cash and cash equivalents	1,902	-	-	1,902
Receivables	-	-	726	726
Financial assets held at fair value through profit or loss	-	-	137,837	137,837
Derivatives	-	-	3	3
Financial liabilities				
Payables	-	-	(661)	(661)
Loans	-	(81,000)	-	(81,000)
	1,902	(81,000)	137,905	58,807
30/06/2023				
Financial assets				
Cash and cash equivalents	1,268	-	-	1,268
Receivables	-	-	1,153	1,153
Financial assets held at fair value through profit or loss	-	-	185,906	185,906
Derivatives	-	-	10	10
Financial liabilities				
Payables	-	-	(915)	(915)
Loans	-	(101,000)	-	(101,000)
	1,268	(101,000)	186,154	86,422

COLONIAL FIRST STATE - FIRSTCHOICE WHOLESALE INVESTMENT FUNDS

NOTES TO THE FINANCIAL STATEMENTS FOR THE REPORTING PERIOD ENDED 30 JUNE 2024

10. FINANCIAL RISK MANAGEMENT (continued)

(a) Market Risk (continued)

(iii) Interest Rate Risk

Daintree Wholesale Core Income				
	Floating interest rate \$'000	Fixed interest rate \$'000	Non-interest bearing \$'000	Total \$'000
30/06/2024				
Financial assets				
Cash and cash equivalents	19,393	-	-	19,393
Receivables	-	-	252	252
Financial assets held at fair value through profit or loss	-	103,356	-	103,356
Derivatives	-	112	48	160
Financial liabilities				
Payables	-	-	(2,201)	(2,201)
Financial liabilities held at fair value through profit or loss - Derivatives	-	(21)	(36)	(57)
	19,393	103,447	(1,937)	120,903
30/06/2023				
Financial assets				
Cash and cash equivalents	3,905	-	-	3,905
Receivables	-	-	60	60
Financial assets held at fair value through profit or loss	-	-	92,016	92,016
Financial liabilities				
Payables	-	-	(283)	(283)
Financial liabilities held at fair value through profit or loss - Derivatives	-	-	(131)	(131)
	3,905	-	91,662	95,567

Fidelity Wholesale Australian Equities				
	Floating interest rate \$'000	Fixed interest rate \$'000	Non-interest bearing \$'000	Total \$'000
30/06/2024				
Financial assets				
Cash and cash equivalents	34,777	-	-	34,777
Receivables	-	-	10,053	10,053
Financial assets held at fair value through profit or loss	-	-	1,675,786	1,675,786
Financial liabilities				
Payables	-	-	(3,551)	(3,551)
	34,777	-	1,682,288	1,717,065
30/06/2023				
Financial assets				
Cash and cash equivalents	39,425	-	-	39,425
Receivables	-	-	5,915	5,915
Financial assets held at fair value through profit or loss	-	388	1,729,815	1,730,203
Financial liabilities				
Payables	-	-	(6,222)	(6,222)
	39,425	388	1,729,508	1,769,321

COLONIAL FIRST STATE - FIRSTCHOICE WHOLESALE INVESTMENT FUNDS

NOTES TO THE FINANCIAL STATEMENTS FOR THE REPORTING PERIOD ENDED 30 JUNE 2024

10. FINANCIAL RISK MANAGEMENT (continued)

(a) Market Risk (continued)

(iii) Interest Rate Risk

Investors Mutual Wholesale Australian Share				
	Floating interest rate \$'000	Fixed interest rate \$'000	Non-interest bearing \$'000	Total \$'000
30/06/2024				
Financial assets				
Cash and cash equivalents	17,832	-	-	17,832
Receivables	-	-	1,760	1,760
Financial assets held at fair value through profit or loss	-	772	795,210	795,982
Financial liabilities				
Payables	-	-	(1,567)	(1,567)
Bank overdraft	(136)	-	-	(136)
Financial liabilities held at fair value through profit or loss - Derivatives	-	-	(128)	(128)
	17,696	772	795,275	813,743
30/06/2023				
Financial assets				
Cash and cash equivalents	17,380	-	-	17,380
Receivables	-	-	2,484	2,484
Financial assets held at fair value through profit or loss	-	-	882,204	882,204
Financial liabilities				
Payables	-	-	(1,370)	(1,370)
Financial liabilities held at fair value through profit or loss - Derivatives	-	-	(409)	(409)
	17,380	-	882,909	900,289

The table in part (b) under "Summarised Sensitivity Analysis" of the "Financial Risk Management" note to the financial statements, summarises the impact of an increase/decrease of interest rates on the Funds' operating profit and net assets attributable to unitholders through changes in fair value or changes in future cash flows. The analysis is based on the assumption that interest rates increase or decrease by a "predetermined basis points" from the year end rates with all other variables held constant. The impact mainly arises from changes in the fair value of debt securities. The "predetermined basis points" are disclosed in the table below.

COLONIAL FIRST STATE - FIRSTCHOICE WHOLESALE INVESTMENT FUNDS

NOTES TO THE FINANCIAL STATEMENTS FOR THE REPORTING PERIOD ENDED 30 JUNE 2024

10. FINANCIAL RISK MANAGEMENT (continued)

(b) Summarised Sensitivity Analysis

The following tables summarise the sensitivity of the Funds' operating profit or loss and net assets attributable to unitholders to interest rate risk, foreign exchange risk and other price risk. The reasonably possible movements in the risk variables have been determined based on management's best estimate, having regard to a number of factors, including historical levels of changes in interest rates and foreign exchange rates, historical correlation of the Funds' investments with the relevant benchmark and market volatility. However, actual movements in the risk variables may be greater or less than anticipated due to a number of factors, including unusually large market shocks resulting from changes in the performance of and/or correlation between the performance of the economies, markets and securities in which the Funds invest. As a result, historic variations in risk variables should not be used to predict future variations in the risk variables.

Certain funds may not be subject to all these risks and are denoted with "-" in the tables below.

CFS Wholesale Enhanced Index Growth						
	Interest rate risk		Foreign exchange risk		Price risk	
	Impact on operating profit/(loss) and net assets attributable to unitholders					
	-100 basis points \$'000	50 basis points \$'000	-10.00% \$'000	10.00% \$'000	-12.00% \$'000	12.00% \$'000
30/06/2024	(77)	39	-	-	(86,931)	86,931
30/06/2023	-100 basis points \$'000	50 basis points \$'000	-10.00% \$'000	10.00% \$'000	-12.00% \$'000	12.00% \$'000
	(23)	11	-	-	(68,581)	68,581

CFS Wholesale Index Global Bond						
	Interest rate risk		Foreign exchange risk		Price risk	
	Impact on operating profit/(loss) and net assets attributable to unitholders					
	-100 basis points \$'000	50 basis points \$'000	-10.00% \$'000	10.00% \$'000	-5.00% \$'000	5.00% \$'000
30/06/2024	(2) 1		- -		(2,876) 2,876	
	-100 basis points \$'000	50 basis points \$'000	-10.00% \$'000	10.00% \$'000	-5.00% \$'000	5.00% \$'000
30/06/2023	- -		- -		(2,200) 2,200	

COLONIAL FIRST STATE - FIRSTCHOICE WHOLESALE INVESTMENT FUNDS

NOTES TO THE FINANCIAL STATEMENTS FOR THE REPORTING PERIOD ENDED 30 JUNE 2024

10. FINANCIAL RISK MANAGEMENT (continued)

(b) Summarised Sensitivity Analysis (continued)

CFS Wholesale Index Australian Share						
	Interest rate risk		Foreign exchange risk		Price risk	
	Impact on operating profit/(loss) and net assets attributable to unitholders					
	-100 basis points \$'000	50 basis points \$'000	-10.00% \$'000	10.00% \$'000	-20.00% \$'000	20.00% \$'000
30/06/2024	(30)	15	-	-	(135,737)	135,737
	-100 basis points \$'000	50 basis points \$'000	-10.00% \$'000	10.00% \$'000	-20.00% \$'000	20.00% \$'000
30/06/2023	(27)	14	-	-	(126,349)	126,349

CFS Wholesale Geared Index Australian Share						
	Interest rate risk		Foreign exchange risk		Price risk	
	Impact on operating profit/(loss) and net assets attributable to unitholders					
	-100 basis points \$'000	50 basis points \$'000	-10.00% \$'000	10.00% \$'000	-20.00% \$'000	20.00% \$'000
30/06/2024	(19)	10	-	-	(25,654)	25,654
30/06/2023	-100 basis points \$'000	50 basis points \$'000	-10.00% \$'000	10.00% \$'000	-20.00% \$'000	20.00% \$'000
	(13)	6	-	-	(34,664)	34,664

Daintree Wholesale Core Income						
	Interest rate risk		Foreign exchange risk		Price risk	
	Impact on operating profit/(loss) and net assets attributable to unitholders					
	-100 basis points \$'000	50 basis points \$'000	-10.00% \$'000	10.00% \$'000	-5.00% \$'000	5.00% \$'000
30/06/2024	2,027	(2,370)	(28)	28	(2)	1
	-100 basis points \$'000	50 basis points \$'000	-10.00% \$'000	10.00% \$'000	-5.00% \$'000	5.00% \$'000
	(39)	20	-	-	(4,525)	4,519

COLONIAL FIRST STATE - FIRSTCHOICE WHOLESALE INVESTMENT FUNDS

NOTES TO THE FINANCIAL STATEMENTS FOR THE REPORTING PERIOD ENDED 30 JUNE 2024

10. FINANCIAL RISK MANAGEMENT (continued)

(b) Summarised Sensitivity Analysis (continued)

Martin Currie Wholesale Australia Equity Income						
	Interest rate risk		Foreign exchange risk		Price risk	
	Impact on operating profit/(loss) and net assets attributable to unitholders					
	-100 basis points \$'000	50 basis points \$'000	-10.00% \$'000	10.00% \$'000	-20.00% \$'000	20.00% \$'000
30/06/2024	(8)	4	-	-	(48,959)	48,959
	-100 basis points \$'000	50 basis points \$'000	-10.00% \$'000	10.00% \$'000	-20.00% \$'000	20.00% \$'000
	(129)	65	-	-	(54,793)	54,139

Merlon Wholesale Australian Share Income						
	Interest rate risk		Foreign exchange risk		Price risk	
	Impact on operating profit/(loss) and net assets attributable to unitholders					
	-100 basis points \$'000	50 basis points \$'000	-10.00% \$'000	10.00% \$'000	-20.00% \$'000	20.00% \$'000
30/06/2024	(97)	49	42	(42)	(27,116)	26,895
30/06/2023	-100 basis points \$'000	50 basis points \$'000	-10.00% \$'000	10.00% \$'000	-20.00% \$'000	20.00% \$'000
	(67)	34	-	-	(27,156)	26,904

State Street Wholesale Australian Equity						
	Interest rate risk		Foreign exchange risk		Price risk	
	Impact on operating profit/(loss) and net assets attributable to unitholders					
	-100 basis points \$'000	50 basis points \$'000	-10.00% \$'000	10.00% \$'000	-20.00% \$'000	20.00% \$'000
30/06/2024	(10)	5	-	-	(12,954)	12,954
30/06/2023	-100 basis points \$'000	50 basis points \$'000	-10.00% \$'000	10.00% \$'000	-20.00% \$'000	20.00% \$'000
	(11)	5	-	-	(17,566)	17,566

COLONIAL FIRST STATE - FIRSTCHOICE WHOLESALE INVESTMENT FUNDS

NOTES TO THE FINANCIAL STATEMENTS FOR THE REPORTING PERIOD ENDED 30 JUNE 2024

10. FINANCIAL RISK MANAGEMENT (continued)

(b) Summarised Sensitivity Analysis (continued)

Acadian Wholesale Australian Equity						
	Interest rate risk		Foreign exchange risk		Price risk	
	Impact on operating profit/(loss) and net assets attributable to unitholders					
	-100 basis points \$'000	50 basis points \$'000	-10.00% \$'000	10.00% \$'000	-20.00% \$'000	20.00% \$'000
30/06/2024	(9)	4	(18)	18	(10,901)	10,901
30/06/2023	-100 basis points \$'000	50 basis points \$'000	-10.00% \$'000	10.00% \$'000	-20.00% \$'000	20.00% \$'000
	(13)	7	-	-	(31,456)	31,456

Airlie Wholesale Australian Share						
	Interest rate risk		Foreign exchange risk		Price risk	
	Impact on operating profit/(loss) and net assets attributable to unitholders					
	-100 basis points \$'000	50 basis points \$'000	-10.00% \$'000	10.00% \$'000	-20.00% \$'000	20.00% \$'000
30/06/2024	(69)	35	-	-	(20,358)	20,358
30/06/2023	-100 basis points \$'000	50 basis points \$'000	-10.00% \$'000	10.00% \$'000	-20.00% \$'000	20.00% \$'000
	(82)	41	-	-	(17,161)	17,161

Alphinity Wholesale Sustainable Share						
	Interest rate risk		Foreign exchange risk		Price risk	
	Impact on operating profit/(loss) and net assets attributable to unitholders					
	-100 basis points \$'000	50 basis points \$'000	-10.00% \$'000	10.00% \$'000	-20.00% \$'000	20.00% \$'000
30/06/2024	(22)	11	-	-	(10,551)	10,551
30/06/2023	-100 basis points \$'000	50 basis points \$'000	-10.00% \$'000	10.00% \$'000	-20.00% \$'000	20.00% \$'000
	(34)	17	-	-	(12,242)	12,242

COLONIAL FIRST STATE - FIRSTCHOICE WHOLESALE INVESTMENT FUNDS

NOTES TO THE FINANCIAL STATEMENTS FOR THE REPORTING PERIOD ENDED 30 JUNE 2024

10. FINANCIAL RISK MANAGEMENT (continued)

(b) Summarised Sensitivity Analysis (continued)

Antares Wholesale Ex-20 Australian Equities						
	Interest rate risk		Foreign exchange risk		Price risk	
	Impact on operating profit/(loss) and net assets attributable to unitholders					
	-100 basis points	50 basis points	-10.00%	10.00%	-20.00%	20.00%
	\$	\$	\$	\$	\$	\$
	30/06/2024	(3,395)	1,697	(997)	997	(1,322,942)

Ausbil Wholesale Active Sustainable Equity						
	Interest rate risk		Foreign exchange risk		Price risk	
	Impact on operating profit/(loss) and net assets attributable to unitholders					
	-100 basis points	50 basis points	-10.00%	10.00%	-20.00%	20.00%
	\$'000	\$'000	\$'000	\$'000	\$'000	\$'000
30/06/2024	(8)	4	-	-	(8,796)	8,796
30/06/2023	-100 basis points	50 basis points	-10.00%	10.00%	-20.00%	20.00%
	\$'000	\$'000	\$'000	\$'000	\$'000	\$'000
30/06/2023	(2)	1	-	-	(8,687)	8,687

Ausbil Wholesale Australian Active Equity						
	Interest rate risk		Foreign exchange risk		Price risk	
	Impact on operating profit/(loss) and net assets attributable to unitholders					
	-100 basis points	50 basis points	-10.00%	10.00%	-20.00%	20.00%
	\$'000	\$'000	\$'000	\$'000	\$'000	\$'000
30/06/2024	(21)	10	-	-	(137,010)	137,010
30/06/2023	-100 basis points	50 basis points	-10.00%	10.00%	-20.00%	20.00%
	\$'000	\$'000	\$'000	\$'000	\$'000	\$'000
	(53)	27	-	-	(119,168)	119,168

COLONIAL FIRST STATE - FIRSTCHOICE WHOLESALE INVESTMENT FUNDS

NOTES TO THE FINANCIAL STATEMENTS FOR THE REPORTING PERIOD ENDED 30 JUNE 2024

10. FINANCIAL RISK MANAGEMENT (continued)

(b) Summarised Sensitivity Analysis (continued)

Bennelong Wholesale ex-20 Australian Equities						
	Interest rate risk		Foreign exchange risk		Price risk	
	Impact on operating profit/(loss) and net assets attributable to unitholders					
	-100 basis points	50 basis points	-10.00%	10.00%	-20.00%	20.00%
	\$'000	\$'000	\$'000	\$'000	\$'000	\$'000
30/06/2024	(236)	118	-	-	(110,790)	110,790
	-100 basis points	50 basis points	-10.00%	10.00%	-20.00%	20.00%
	\$'000	\$'000	\$'000	\$'000	\$'000	\$'000
30/06/2023	(285)	142	-	-	(116,987)	116,987

DNR Capital Wholesale Australian Equities High Conviction							
	Interest rate risk		Foreign exchange risk		Price risk		
	Impact on operating profit/(loss) and net assets attributable to unitholders						
	-100 basis points \$'000	50 basis points \$'000	-10.00% \$'000	10.00% \$'000	-20.00% \$'000	20.00% \$'000	
	30/06/2024	(100)	50	-	-	(35,093)	35,093
		-100 basis points \$'000	50 basis points \$'000	-10.00% \$'000	10.00% \$'000	-20.00% \$'000	20.00% \$'000
30/06/2023	(36)	18	-	-	(13,694)	13,694	

DNR Capital Wholesale Australian Equity Income						
	Interest rate risk		Foreign exchange risk		Price risk	
	Impact on operating profit/(loss) and net assets attributable to unitholders					
	-100 basis points \$'000	50 basis points \$'000	-10.00% \$'000	10.00% \$'000	-20.00% \$'000	20.00% \$'000
30/06/2024	(44)	22	-	-	(16,415)	16,415
	-100 basis points \$'000	50 basis points \$'000	-10.00% \$'000	10.00% \$'000	-20.00% \$'000	20.00% \$'000
	(13)	7	-	-	(14,499)	14,488

COLONIAL FIRST STATE - FIRSTCHOICE WHOLESALE INVESTMENT FUNDS

NOTES TO THE FINANCIAL STATEMENTS FOR THE REPORTING PERIOD ENDED 30 JUNE 2024

10. FINANCIAL RISK MANAGEMENT (continued)

(b) Summarised Sensitivity Analysis (continued)

Fidelity Wholesale Australian Equities						
	Interest rate risk		Foreign exchange risk		Price risk	
	Impact on operating profit/(loss) and net assets attributable to unitholders					
	-100 basis points \$'000	50 basis points \$'000	-10.00% \$'000	10.00% \$'000	-20.00% \$'000	20.00% \$'000
30/06/2024	(348)	174	(134)	134	(307,230)	307,230
	-100 basis points \$'000	50 basis points \$'000	-10.00% \$'000	10.00% \$'000	-20.00% \$'000	20.00% \$'000
30/06/2023	(375)	178	(115)	115	(331,661)	331,661

First Sentier Wholesale Concentrated Australian Share						
	Interest rate risk		Foreign exchange risk		Price risk	
	Impact on operating profit/(loss) and net assets attributable to unitholders					
	-100 basis points \$'000	50 basis points \$'000	-10.00% \$'000	10.00% \$'000	-20.00% \$'000	20.00% \$'000
	30/06/2024	(295)	147	-	-	(180,888)
	-100 basis points \$'000	50 basis points \$'000	-10.00% \$'000	10.00% \$'000	-20.00% \$'000	20.00% \$'000
	30/06/2023	(255)	128	-	-	(164,451)

First Sentier Wholesale Imputation						
	Interest rate risk		Foreign exchange risk		Price risk	
	Impact on operating profit/(loss) and net assets attributable to unitholders					
	-100 basis points \$'000	50 basis points \$'000	-10.00% \$'000	10.00% \$'000	-20.00% \$'000	20.00% \$'000
30/06/2024	(131)	65	-	-	(176,973)	176,973
	-100 basis points \$'000	50 basis points \$'000	-10.00% \$'000	10.00% \$'000	-20.00% \$'000	20.00% \$'000
	(167)	83	-	-	(181,871)	181,871

COLONIAL FIRST STATE - FIRSTCHOICE WHOLESALE INVESTMENT FUNDS

NOTES TO THE FINANCIAL STATEMENTS FOR THE REPORTING PERIOD ENDED 30 JUNE 2024

10. FINANCIAL RISK MANAGEMENT (continued)

(b) Summarised Sensitivity Analysis (continued)

Investors Mutual Wholesale Australian Share						
	Interest rate risk		Foreign exchange risk		Price risk	
	Impact on operating profit/(loss) and net assets attributable to unitholders					
	-100 basis points \$'000	50 basis points \$'000	-10.00% \$'000	10.00% \$'000	-20.00% \$'000	20.00% \$'000
30/06/2024	(139)	50	-	-	(144,510)	144,484
	-100 basis points \$'000	50 basis points \$'000	-10.00% \$'000	10.00% \$'000	-20.00% \$'000	20.00% \$'000
30/06/2023	(174)	87	-	-	(159,940)	159,859

Lazard Wholesale Select Australian Equity						
	Interest rate risk		Foreign exchange risk		Price risk	
	Impact on operating profit/(loss) and net assets attributable to unitholders					
	-100 basis points \$'000	50 basis points \$'000	-10.00% \$'000	10.00% \$'000	-20.00% \$'000	20.00% \$'000
30/06/2024	(13)	6	-	-	(70,578)	70,578
	-100 basis points \$'000	50 basis points \$'000	-10.00% \$'000	10.00% \$'000	-20.00% \$'000	20.00% \$'000
	(15)	7	-	-	(65,656)	65,656

Pendal Wholesale Australian Share						
	Interest rate risk		Foreign exchange risk		Price risk	
	Impact on operating profit/(loss) and net assets attributable to unitholders					
	-100 basis points \$'000	50 basis points \$'000	-10.00% \$'000	10.00% \$'000	-20.00% \$'000	20.00% \$'000
30/06/2024	(55)	28	-	-	(58,426)	58,426
	-100 basis points \$'000	50 basis points \$'000	-10.00% \$'000	10.00% \$'000	-20.00% \$'000	20.00% \$'000
	(103)	52	-	-	(56,525)	56,525

COLONIAL FIRST STATE - FIRSTCHOICE WHOLESALE INVESTMENT FUNDS

NOTES TO THE FINANCIAL STATEMENTS FOR THE REPORTING PERIOD ENDED 30 JUNE 2024

10. FINANCIAL RISK MANAGEMENT (continued)

(b) Summarised Sensitivity Analysis (continued)

Pendal Wholesale Sustainable Australian Share						
	Interest rate risk		Foreign exchange risk		Price risk	
	Impact on operating profit/(loss) and net assets attributable to unitholders					
	-100 basis points \$'000	50 basis points \$'000	-10.00% \$'000	10.00% \$'000	-20.00% \$'000	20.00% \$'000
30/06/2024	(22)	11	-	-	(17,034)	17,034
	-100 basis points \$'000	50 basis points \$'000	-10.00% \$'000	10.00% \$'000	-20.00% \$'000	20.00% \$'000
30/06/2023	(30)	15	-	-	(16,827)	16,827

Perennial Value Wholesale Australian Share						
	Interest rate risk		Foreign exchange risk		Price risk	
	Impact on operating profit/(loss) and net assets attributable to unitholders					
	-100 basis points \$'000	50 basis points \$'000	-10.00% \$'000	10.00% \$'000	-20.00% \$'000	20.00% \$'000
30/06/2024	(185)	93	-	-	(55,200)	55,200
30/06/2023	-100 basis points \$'000	50 basis points \$'000	-10.00% \$'000	10.00% \$'000	-20.00% \$'000	20.00% \$'000
	(247)	124	-	-	(55,309)	55,309

Perpetual Wholesale Australian Share						
	Interest rate risk		Foreign exchange risk		Price risk	
	Impact on operating profit/(loss) and net assets attributable to unitholders					
	-100 basis points \$'000	50 basis points \$'000	-10.00% \$'000	10.00% \$'000	-20.00% \$'000	20.00% \$'000
30/06/2024	(202)	101	(5)	5	(52,607)	52,607
	-100 basis points \$'000	50 basis points \$'000	-10.00% \$'000	10.00% \$'000	-20.00% \$'000	20.00% \$'000
30/06/2023	(35)	18	(2)	2	(60,479)	60,479

COLONIAL FIRST STATE - FIRSTCHOICE WHOLESALE INVESTMENT FUNDS

NOTES TO THE FINANCIAL STATEMENTS FOR THE REPORTING PERIOD ENDED 30 JUNE 2024

10. FINANCIAL RISK MANAGEMENT (continued)

(b) Summarised Sensitivity Analysis (continued)

Perpetual Wholesale Industrial Share						
	Interest rate risk		Foreign exchange risk		Price risk	
	Impact on operating profit/(loss) and net assets attributable to unitholders					
	-100 basis points	50 basis points	-10.00%	10.00%	-20.00%	20.00%
	\$'000	\$'000	\$'000	\$'000	\$'000	\$'000
30/06/2024	(208)	104	(12)	12	(124,986)	124,986
	-100 basis points	50 basis points	-10.00%	10.00%	-20.00%	20.00%
	\$'000	\$'000	\$'000	\$'000	\$'000	\$'000
30/06/2023	(451)	225	-	-	(117,240)	117,240

Realindex Wholesale Australian Share Value						
	Interest rate risk		Foreign exchange risk		Price risk	
	Impact on operating profit/(loss) and net assets attributable to unitholders					
	-100 basis points \$'000	50 basis points \$'000	-10.00% \$'000	10.00% \$'000	-20.00% \$'000	20.00% \$'000
	30/06/2024	(4)	2	-	-	(26,139)
	-100 basis points \$'000	50 basis points \$'000	-10.00% \$'000	10.00% \$'000	-20.00% \$'000	20.00% \$'000
	30/06/2023	(3)	2	-	-	(23,619)

Schroder Wholesale Australian Equity						
	Interest rate risk		Foreign exchange risk		Price risk	
	Impact on operating profit/(loss) and net assets attributable to unitholders					
	-100 basis points \$'000	50 basis points \$'000	-10.00% \$'000	10.00% \$'000	-20.00% \$'000	20.00% \$'000
30/06/2024	(578)	289	-	-	(179,935)	179,935
	-100 basis points \$'000	50 basis points \$'000	-10.00% \$'000	10.00% \$'000	-20.00% \$'000	20.00% \$'000
30/06/2023	(198)	99	-	-	(157,980)	157,980

COLONIAL FIRST STATE - FIRSTCHOICE WHOLESALE INVESTMENT FUNDS

NOTES TO THE FINANCIAL STATEMENTS FOR THE REPORTING PERIOD ENDED 30 JUNE 2024

10. FINANCIAL RISK MANAGEMENT (continued)

(b) Summarised Sensitivity Analysis (continued)

Solaris Wholesale Core Australian Equity						
	Interest rate risk		Foreign exchange risk		Price risk	
	Impact on operating profit/(loss) and net assets attributable to unitholders					
	-100 basis points \$'000	50 basis points \$'000	-10.00% \$'000	10.00% \$'000	-20.00% \$'000	20.00% \$'000
30/06/2024	(27)	14	-	-	(32,411)	32,411
30/06/2023	-100 basis points \$'000	50 basis points \$'000	-10.00% \$'000	10.00% \$'000	-20.00% \$'000	20.00% \$'000
	(32)	16	-	-	(31,063)	31,063

Ausbil Wholesale Australian Equity						
	Interest rate risk		Foreign exchange risk		Price risk	
	Impact on operating profit/(loss) and net assets attributable to unitholders					
	-100 basis points \$'000	50 basis points \$'000	-10.00% \$'000	10.00% \$'000	-20.00% \$'000	20.00% \$'000
30/06/2024	(4)	2	-	-	(83,444)	83,444
	-100 basis points \$'000	50 basis points \$'000	-10.00% \$'000	10.00% \$'000	-20.00% \$'000	20.00% \$'000
	(131)	65	-	-	(89,250)	89,250

WaveStone Wholesale Australian Share						
	Interest rate risk		Foreign exchange risk		Price risk	
	Impact on operating profit/(loss) and net assets attributable to unitholders					
	-100 basis points \$'000	50 basis points \$'000	-10.00% \$'000	10.00% \$'000	-20.00% \$'000	20.00% \$'000
30/06/2024	(34)	17	-	-	(19,931)	19,931
30/06/2023	-100 basis points \$'000	50 basis points \$'000	-10.00% \$'000	10.00% \$'000	-20.00% \$'000	20.00% \$'000
	(44)	22	-	-	(21,011)	21,011

COLONIAL FIRST STATE - FIRSTCHOICE WHOLESALE INVESTMENT FUNDS

NOTES TO THE FINANCIAL STATEMENTS FOR THE REPORTING PERIOD ENDED 30 JUNE 2024

10. FINANCIAL RISK MANAGEMENT (continued)

(b) Summarised Sensitivity Analysis (continued)

Ausbil Wholesale Australian Emerging Leaders						
	Interest rate risk		Foreign exchange risk		Price risk	
	Impact on operating profit/(loss) and net assets attributable to unitholders					
	-100 basis points \$'000	50 basis points \$'000	-10.00% \$'000	10.00% \$'000	-20.00% \$'000	20.00% \$'000
30/06/2024	(20)	10	-	-	(34,722)	34,722
	-100 basis points \$'000	50 basis points \$'000	-10.00% \$'000	10.00% \$'000	20.00% \$'000	-20.00% \$'000
30/06/2023	(67)	33	-	-	33,015	(33,015)

Celeste Wholesale Australian Small Companies						
	Interest rate risk		Foreign exchange risk		Price risk	
	Impact on operating profit/(loss) and net assets attributable to unitholders					
	-100 basis points \$'000	50 basis points \$'000	-10.00% \$'000	10.00% \$'000	-20.00% \$'000	20.00% \$'000
	(41)	21	-	-	(18,465)	18,465
30/06/2023	-100 basis points \$'000	50 basis points \$'000	-10.00% \$'000	10.00% \$'000	-20.00% \$'000	20.00% \$'000
	(90)	45	-	-	(17,873)	17,873

Eiger Wholesale Australian Small Companies						
	Interest rate risk		Foreign exchange risk		Price risk	
	Impact on operating profit/(loss) and net assets attributable to unitholders					
	-100 basis points \$'000	50 basis points \$'000	-10.00% \$'000	10.00% \$'000	-20.00% \$'000	20.00% \$'000
30/06/2024	(32)	16	(10)	10	(6,569)	6,569
	-100 basis points \$'000	50 basis points \$'000	-10.00% \$'000	10.00% \$'000	-20.00% \$'000	20.00% \$'000
30/06/2023	(25)	13	-	-	(5,493)	5,493

COLONIAL FIRST STATE - FIRSTCHOICE WHOLESALE INVESTMENT FUNDS

NOTES TO THE FINANCIAL STATEMENTS FOR THE REPORTING PERIOD ENDED 30 JUNE 2024

10. FINANCIAL RISK MANAGEMENT (continued)

(b) Summarised Sensitivity Analysis (continued)

First Sentier Wholesale Australian Small Companies						
	Interest rate risk		Foreign exchange risk		Price risk	
	Impact on operating profit/(loss) and net assets attributable to unitholders					
	-100 basis points \$'000	50 basis points \$'000	-10.00% \$'000	10.00% \$'000	-20.00% \$'000	20.00% \$'000
30/06/2024	(357)	178	-	-	(111,986)	111,986
	-100 basis points \$'000	50 basis points \$'000	-10.00% \$'000	10.00% \$'000	-20.00% \$'000	20.00% \$'000
30/06/2023	(259)	129	-	-	(97,929)	97,929

OC Wholesale Premium Small Companies						
	Interest rate risk		Foreign exchange risk		Price risk	
	Impact on operating profit/(loss) and net assets attributable to unitholders					
	-100 basis points \$'000	50 basis points \$'000	-10.00% \$'000	10.00% \$'000	-20.00% \$'000	20.00% \$'000
30/06/2024	(520)	260	-	-	(48,369)	48,369
30/06/2023	-100 basis points \$'000	50 basis points \$'000	-10.00% \$'000	10.00% \$'000	-20.00% \$'000	20.00% \$'000
	(288)	144	-	-	(50,920)	50,920

Realindex Wholesale Australian Small Companies Value						
	Interest rate risk		Foreign exchange risk		Price risk	
	Impact on operating profit/(loss) and net assets attributable to unitholders					
	-100 basis points \$'000	50 basis points \$'000	-10.00% \$'000	10.00% \$'000	-20.00% \$'000	20.00% \$'000
30/06/2024	(1)	-	-	-	(4,513)	4,513
	-100 basis points \$'000	50 basis points \$'000	-10.00% \$'000	10.00% \$'000	-20.00% \$'000	20.00% \$'000
30/06/2023	(1)	-	-	-	(4,601)	4,601

COLONIAL FIRST STATE - FIRSTCHOICE WHOLESALE INVESTMENT FUNDS

NOTES TO THE FINANCIAL STATEMENTS FOR THE REPORTING PERIOD ENDED 30 JUNE 2024

10. FINANCIAL RISK MANAGEMENT (continued)

(b) Summarised Sensitivity Analysis (continued)

Acadian Wholesale Australian Equity Long Short						
	Interest rate risk		Foreign exchange risk		Price risk	
	Impact on operating profit/(loss) and net assets attributable to unitholders					
	-100 basis points \$'000	50 basis points \$'000	-10.00% \$'000	10.00% \$'000	-20.00% \$'000	20.00% \$'000
30/06/2024	(22)	11	(27)	27	(37,113)	27,439
30/06/2023	-100 basis points \$'000	50 basis points \$'000	-10.00% \$'000	10.00% \$'000	-20.00% \$'000	20.00% \$'000
	(20)	10	-	-	(30,261)	22,609

L1 Capital Wholesale Catalyst						
	Interest rate risk		Foreign exchange risk		Price risk	
	Impact on operating profit/(loss) and net assets attributable to unitholders					
	-100 basis points	50 basis points	-10.00%	10.00%	-20.00%	20.00%
	\$	\$	\$	\$	\$	\$
	30/06/2024	(908)	454	-	-	(1,641,724)

First Sentier Wholesale Property Securities						
	Interest rate risk		Foreign exchange risk		Price risk	
	Impact on operating profit/(loss) and net assets attributable to unitholders					
	-100 basis points \$'000	50 basis points \$'000	-10.00% \$'000	10.00% \$'000	-10.00% \$'000	10.00% \$'000
30/06/2024	(13)	6	-	-	(34,921)	34,921
30/06/2023	-100 basis points \$'000	50 basis points \$'000	-10.00% \$'000	10.00% \$'000	-15.00% \$'000	15.00% \$'000
	(12)	6	-	-	(46,131)	46,131

COLONIAL FIRST STATE - FIRSTCHOICE WHOLESALE INVESTMENT FUNDS

NOTES TO THE FINANCIAL STATEMENTS FOR THE REPORTING PERIOD ENDED 30 JUNE 2024

10. FINANCIAL RISK MANAGEMENT (continued)

(b) Summarised Sensitivity Analysis (continued)

Ironbark Wholesale Property Securities						
	Interest rate risk		Foreign exchange risk		Price risk	
	Impact on operating profit/(loss) and net assets attributable to unitholders					
	-100 basis points \$'000	50 basis points \$'000	-10.00% \$'000	10.00% \$'000	-10.00% \$'000	10.00% \$'000
30/06/2024	(12)	6	(5)	5	(22,450)	22,450
	-100 basis points \$'000	50 basis points \$'000	-10.00% \$'000	10.00% \$'000	-15.00% \$'000	15.00% \$'000
30/06/2023	(5)	3	(9)	9	(19,151)	19,151

Martin Currie Wholesale Real Income						
	Interest rate risk		Foreign exchange risk		Price risk	
	Impact on operating profit/(loss) and net assets attributable to unitholders					
	-100 basis points \$'000	50 basis points \$'000	-10.00% \$'000	10.00% \$'000	-15.00% \$'000	15.00% \$'000
30/06/2024	(16)	8	(11)	11	(8,052)	8,052
30/06/2023	-100 basis points \$'000	50 basis points \$'000	-10.00% \$'000	10.00% \$'000	-15.00% \$'000	15.00% \$'000
	(14)	7	(27)	27	(7,857)	7,857

Pendal Wholesale Property Investment						
	Interest rate risk		Foreign exchange risk		Price risk	
	Impact on operating profit/(loss) and net assets attributable to unitholders					
	-100 basis points \$'000	50 basis points \$'000	-10.00% \$'000	10.00% \$'000	-10.00% \$'000	10.00% \$'000
30/06/2024	(16)	8	-	-	(48,831)	48,831
	-100 basis points \$'000	50 basis points \$'000	-10.00% \$'000	10.00% \$'000	-15.00% \$'000	15.00% \$'000
30/06/2023	(17)	9	1	(1)	(64,560)	64,560

COLONIAL FIRST STATE - FIRSTCHOICE WHOLESALE INVESTMENT FUNDS

NOTES TO THE FINANCIAL STATEMENTS FOR THE REPORTING PERIOD ENDED 30 JUNE 2024

10. FINANCIAL RISK MANAGEMENT (continued)

(b) Summarised Sensitivity Analysis (continued)

Infinity Core Australian Equity						
	Interest rate risk		Foreign exchange risk		Price risk	
	Impact on operating profit/(loss) and net assets attributable to unitholders					
	-100 basis points	50 basis points	-10.00%	10.00%	-20.00%	20.00%
	\$	\$	\$	\$	\$	\$
	30/06/2024	(499)	250	-	-	(272,140)

Infinity SMID Australian Equity						
	Interest rate risk		Foreign exchange risk		Price risk	
	Impact on operating profit/(loss) and net assets attributable to unitholders					
	-100 basis points	50 basis points	-10.00%	10.00%	-20.00%	20.00%
	\$	\$	\$	\$	\$	\$
	30/06/2024	(552)	276	-	-	(276,412)

Dexus Wholesale AREIT						
	Interest rate risk		Foreign exchange risk		Price risk	
	Impact on operating profit/(loss) and net assets attributable to unitholders					
	-100 basis points	50 basis points	-10.00%	10.00%	-10.00%	10.00%
	\$'000	\$'000	\$'000	\$'000	\$'000	\$'000
30/06/2024	(1)	1	-	-	(1,349)	1,349
30/06/2023	-100 basis points	50 basis points	-10.00%	10.00%	-15.00%	15.00%
	\$'000	\$'000	\$'000	\$'000	\$'000	\$'000
	(14)	7	-	-	(13,437)	13,437

COLONIAL FIRST STATE - FIRSTCHOICE WHOLESALE INVESTMENT FUNDS

NOTES TO THE FINANCIAL STATEMENTS FOR THE REPORTING PERIOD ENDED 30 JUNE 2024

10. FINANCIAL RISK MANAGEMENT (continued)

(c) Credit risk

Credit risk is the risk that a counterparty will be unable to pay amounts in full when they fall due. Credit risk primarily arises from investments in debt securities and derivative products. Other credit risk arises from cash and cash equivalents, deposits with banks and other financial institutions, amounts due from brokers and other receivables.

Some funds may transact in derivatives in the over the counter (OTC) markets. OTC derivatives are entered into directly with the counterparty as there is no Clearing House arrangement. Such transactions are only dealt through suitably credit-worthy counterparties. The maximum exposure to credit risk for these OTC derivatives is the contract/notional amount, as shown in the "Derivative Financial Instruments" note to the financial statements.

Certain funds invest in debt securities which have an investment grade as rated by the Standard & Poor's rating agency. For unrated assets a rating is assigned by the Investment Manager using an approach that is consistent with the approach used by rating agencies.

The exposure to credit risk for cash and cash equivalents is low as all counterparties have a credit rating of at least AA.

The maximum exposure to credit risk at the reporting date is the carrying amount of the financial assets and the contract/notional amount of the OTC derivatives. An analysis of debt securities by rating is set out in the table below for the Funds which have such securities.

Daintree Wholesale Core Income		
	30/06/2024 \$'000	30/06/2023 \$'000
Rating		
AAA	5,018	-
AA-	7,035	-
A	3,987	-
A-	2,175	-
B	17,005	-
Non-rated	68,136	-
Total	103,356	-
Airlie Wholesale Australian Share		
	30/06/2024 \$'000	30/06/2023 \$'000
Rating		
Non-rated	-	4,953
Total	-	4,953
Investors Mutual Wholesale Australian Share		
	30/06/2024 \$'000	30/06/2023 \$'000
Rating		
Non-rated	772	-
Total	772	-

**NOTES TO THE FINANCIAL STATEMENTS
FOR THE REPORTING PERIOD ENDED 30 JUNE 2024**

10. FINANCIAL RISK MANAGEMENT (continued)

(d) Liquidity risk

The Funds are exposed to daily cash redemptions of redeemable units. They therefore primarily hold investments that are traded in an active market and can be readily disposed. Only a limited proportion of their assets are held in investments not actively traded on a stock exchange.

The Funds' listed securities are considered readily realisable, as they are listed on either the Australian Stock Exchange or other recognised International Stock Exchanges.

Certain funds may, from time to time, invest in derivative contracts traded over the counter, which are not traded in an organised market and may be illiquid. As a result, the Funds may not be able to quickly liquidate their investments in these instruments at an amount close to their fair value to meet its liquidity requirements or to respond to specific events such as deterioration in the creditworthiness of any particular issuer or counterparty. Investments with a higher liquidity risk have been disclosed under "Level 3" in the "Fair Value Hierarchy" of "Financial Assets and Liabilities Held at Fair Value through Profit or Loss" note to the Financial Statements.

The Funds' financial liabilities, excluding derivative financial liabilities, comprise trade and other payables and are contractually due within 30 days.

The table below analyses the Funds' derivative financial instruments into relevant maturity groupings based on the remaining period to the contractual maturity date at the year end date. The amounts disclosed in the table are the contractual undiscounted gross cash flows expected to be paid or received, determined by reference to the conditions existing at the reporting period end date. The contractual amounts can be settled on a gross or net basis.

COLONIAL FIRST STATE - FIRSTCHOICE WHOLESALE INVESTMENT FUNDS

NOTES TO THE FINANCIAL STATEMENTS FOR THE REPORTING PERIOD ENDED 30 JUNE 2024

10. FINANCIAL RISK MANAGEMENT (continued)

(d) Liquidity risk (continued)

CFS Wholesale Geared Index Australian Share							
	Less than 1 month \$'000	1 - 3 months \$'000	3 - 12 months \$'000	1 - 2 years \$'000	2 - 3 years \$'000	More than 3 years \$'000	Total \$'000
30/06/2024							
Derivatives:							
Inflows	-	3	-	-	-	-	3
(Outflows)	-	-	-	-	-	-	-
30/06/2023							
Derivatives:							
Inflows	-	10	-	-	-	-	10
(Outflows)	-	-	-	-	-	-	-

Daintree Wholesale Core Income							
	Less than 1 month \$'000	1 - 3 months \$'000	3 - 12 months \$'000	1 - 2 years \$'000	2 - 3 years \$'000	More than 3 years \$'000	Total \$'000
30/06/2024							
Derivatives:							
Inflows	-	1,398	-	-	-	-	1,398
(Outflows)	-	(1,468)	-	(22)	-	-	(1,490)
30/06/2023							
Derivatives:							
Inflows	-	-	-	-	-	-	-
(Outflows)	-	-	-	-	-	-	-

COLONIAL FIRST STATE - FIRSTCHOICE WHOLESALE INVESTMENT FUNDS

NOTES TO THE FINANCIAL STATEMENTS FOR THE REPORTING PERIOD ENDED 30 JUNE 2024

10. FINANCIAL RISK MANAGEMENT (continued)

(d) Liquidity risk (continued)

Merlon Wholesale Australian Share Income							
	Less than 1 month \$'000	1 - 3 months \$'000	3 - 12 months \$'000	1 - 2 years \$'000	2 - 3 years \$'000	More than 3 years \$'000	Total \$'000
30/06/2024							
Derivatives:							
Inflows	-	3	-	-	-	-	3
(Outflows)	-	-	-	-	-	-	-
30/06/2023							
Derivatives:							
Inflows	-	-	-	-	-	-	-
(Outflows)	-	-	-	-	-	-	-

State Street Wholesale Australian Equity							
	Less than 1 month \$'000	1 - 3 months \$'000	3 - 12 months \$'000	1 - 2 years \$'000	2 - 3 years \$'000	More than 3 years \$'000	Total \$'000
30/06/2024							
Derivatives:							
Inflows	-	5	-	-	-	-	5
(Outflows)	-	-	-	-	-	-	-
30/06/2023							
Derivatives:							
Inflows	-	8	-	-	-	-	8
(Outflows)	-	-	-	-	-	-	-

COLONIAL FIRST STATE - FIRSTCHOICE WHOLESALE INVESTMENT FUNDS

NOTES TO THE FINANCIAL STATEMENTS FOR THE REPORTING PERIOD ENDED 30 JUNE 2024

10. FINANCIAL RISK MANAGEMENT (continued)

(d) Liquidity risk (continued)

Acadian Wholesale Australian Equity							
	Less than 1 month \$'000	1 - 3 months \$'000	3 - 12 months \$'000	1 - 2 years \$'000	2 - 3 years \$'000	More than 3 years \$'000	Total \$'000
30/06/2024							
Derivatives:							
Inflows	-	4	-	-	-	-	4
(Outflows)	-	-	-	-	-	-	-
30/06/2023							
Derivatives:							
Inflows	-	5	-	-	-	-	5
(Outflows)	-	-	-	-	-	-	-

Alphinity Wholesale Sustainable Share							
	Less than 1 month \$'000	1 - 3 months \$'000	3 - 12 months \$'000	1 - 2 years \$'000	2 - 3 years \$'000	More than 3 years \$'000	Total \$'000
30/06/2024							
Derivatives:							
Inflows	-	11	-	-	-	-	11
(Outflows)	-	-	-	-	-	-	-
30/06/2023							
Derivatives:							
Inflows	-	17	-	-	-	-	17
(Outflows)	-	-	-	-	-	-	-

COLONIAL FIRST STATE - FIRSTCHOICE WHOLESALE INVESTMENT FUNDS

NOTES TO THE FINANCIAL STATEMENTS FOR THE REPORTING PERIOD ENDED 30 JUNE 2024

10. FINANCIAL RISK MANAGEMENT (continued)

(d) Liquidity risk (continued)

Investors Mutual Wholesale Australian Share							
	Less than 1 month \$'000	1 - 3 months \$'000	3 - 12 months \$'000	1 - 2 years \$'000	2 - 3 years \$'000	More than 3 years \$'000	Total \$'000
30/06/2024							
Derivatives:							
Inflows	-	-	-	-	-	-	-
(Outflows)	-	(128)	-	-	-	-	(128)
30/06/2023							
Derivatives:							
Inflows	-	-	-	-	-	-	-
(Outflows)	-	(175)	-	-	-	-	(175)

Pendal Wholesale Australian Share							
	Less than 1 month \$'000	1 - 3 months \$'000	3 - 12 months \$'000	1 - 2 years \$'000	2 - 3 years \$'000	More than 3 years \$'000	Total \$'000
30/06/2024							
Derivatives:							
Inflows	-	2	-	-	-	-	2
(Outflows)	-	-	-	-	-	-	-
30/06/2023							
Derivatives:							
Inflows	-	21	-	-	-	-	21
(Outflows)	-	-	-	-	-	-	-

COLONIAL FIRST STATE - FIRSTCHOICE WHOLESALE INVESTMENT FUNDS

NOTES TO THE FINANCIAL STATEMENTS FOR THE REPORTING PERIOD ENDED 30 JUNE 2024

10. FINANCIAL RISK MANAGEMENT (continued)

(d) Liquidity risk (continued)

Pendal Wholesale Sustainable Australian Share							
	Less than 1 month \$'000	1 - 3 months \$'000	3 - 12 months \$'000	1 - 2 years \$'000	2 - 3 years \$'000	More than 3 years \$'000	Total \$'000
30/06/2024							
Derivatives:							
Inflows	-	11	-	-	-	-	11
(Outflows)	-	-	-	-	-	-	-
30/06/2023							
Derivatives:							
Inflows	-	10	-	-	-	-	10
(Outflows)	-	-	-	-	-	-	-

Perennial Value Wholesale Australian Share							
	Less than 1 month \$'000	1 - 3 months \$'000	3 - 12 months \$'000	1 - 2 years \$'000	2 - 3 years \$'000	More than 3 years \$'000	Total \$'000
30/06/2024							
Derivatives:							
Inflows	-	18	-	-	-	-	18
(Outflows)	-	-	-	-	-	-	-
30/06/2023							
Derivatives:							
Inflows	-	38	-	-	-	-	38
(Outflows)	-	-	-	-	-	-	-

COLONIAL FIRST STATE - FIRSTCHOICE WHOLESALE INVESTMENT FUNDS

NOTES TO THE FINANCIAL STATEMENTS FOR THE REPORTING PERIOD ENDED 30 JUNE 2024

10. FINANCIAL RISK MANAGEMENT (continued)

(d) Liquidity risk (continued)

Perpetual Wholesale Australian Share							
	Less than 1 month \$'000	1 - 3 months \$'000	3 - 12 months \$'000	1 - 2 years \$'000	2 - 3 years \$'000	More than 3 years \$'000	Total \$'000
30/06/2024							
Derivatives:							
Inflows	-	18,252	-	-	-	-	18,252
(Outflows)	-	(26,472)	-	-	-	-	(26,472)
30/06/2023							
Derivatives:							
Inflows	-	25,393	-	-	-	-	25,393
(Outflows)	-	(25,895)	-	-	-	-	(25,895)

Perpetual Wholesale Industrial Share							
	Less than 1 month \$'000	1 - 3 months \$'000	3 - 12 months \$'000	1 - 2 years \$'000	2 - 3 years \$'000	More than 3 years \$'000	Total \$'000
30/06/2024							
Derivatives:							
Inflows	-	10,498	-	-	-	-	10,498
(Outflows)	-	(10,460)	-	-	-	-	(10,460)
30/06/2023							
Derivatives:							
Inflows	-	28,094	-	-	-	-	28,094
(Outflows)	-	(28,653)	-	-	-	-	(28,653)

COLONIAL FIRST STATE - FIRSTCHOICE WHOLESALE INVESTMENT FUNDS

NOTES TO THE FINANCIAL STATEMENTS FOR THE REPORTING PERIOD ENDED 30 JUNE 2024

10. FINANCIAL RISK MANAGEMENT (continued)

(d) Liquidity risk (continued)

Schroder Wholesale Australian Equity							
	Less than 1 month \$'000	1 - 3 months \$'000	3 - 12 months \$'000	1 - 2 years \$'000	2 - 3 years \$'000	More than 3 years \$'000	Total \$'000
30/06/2024							
Derivatives:							
Inflows	-	68	-	-	-	-	68
(Outflows)	-	-	-	-	-	-	-
30/06/2023							
Derivatives:							
Inflows	-	53	-	-	-	-	53
(Outflows)	-	-	-	-	-	-	-

Solaris Wholesale Core Australian Equity							
	Less than 1 month \$'000	1 - 3 months \$'000	3 - 12 months \$'000	1 - 2 years \$'000	2 - 3 years \$'000	More than 3 years \$'000	Total \$'000
30/06/2024							
Derivatives:							
Inflows	-	23	-	-	-	-	23
(Outflows)	-	-	-	-	-	-	-
30/06/2023							
Derivatives:							
Inflows	-	7	-	-	-	-	7
(Outflows)	-	-	-	-	-	-	-

COLONIAL FIRST STATE - FIRSTCHOICE WHOLESALE INVESTMENT FUNDS

NOTES TO THE FINANCIAL STATEMENTS FOR THE REPORTING PERIOD ENDED 30 JUNE 2024

10. FINANCIAL RISK MANAGEMENT (continued)

(d) Liquidity risk (continued)

First Sentier Wholesale Australian Small Companies							
	Less than 1 month \$'000	1 - 3 months \$'000	3 - 12 months \$'000	1 - 2 years \$'000	2 - 3 years \$'000	More than 3 years \$'000	Total \$'000
30/06/2024							
Derivatives:							
Inflows	-	2	-	-	-	-	2
(Outflows)	-	-	-	-	-	-	-
30/06/2023							
Derivatives:							
Inflows	-	109	-	-	-	-	109
(Outflows)	-	-	-	-	-	-	-

Acadian Wholesale Australian Equity Long Short							
	Less than 1 month \$'000	1 - 3 months \$'000	3 - 12 months \$'000	1 - 2 years \$'000	2 - 3 years \$'000	More than 3 years \$'000	Total \$'000
30/06/2024							
Derivatives:							
Inflows	-	11	-	-	-	-	11
(Outflows)	-	-	-	-	-	-	-
30/06/2023							
Derivatives:							
Inflows	-	-	-	-	-	-	-
(Outflows)	-	(6)	-	-	-	-	(6)

COLONIAL FIRST STATE - FIRSTCHOICE WHOLESALE INVESTMENT FUNDS

NOTES TO THE FINANCIAL STATEMENTS FOR THE REPORTING PERIOD ENDED 30 JUNE 2024

10. FINANCIAL RISK MANAGEMENT (continued)

(d) Liquidity risk (continued)

Ironbark Wholesale Property Securities							
	Less than 1 month \$'000	1 - 3 months \$'000	3 - 12 months \$'000	1 - 2 years \$'000	2 - 3 years \$'000	More than 3 years \$'000	Total \$'000
30/06/2024							
Derivatives:							
Inflows	7,826	6,190	-	-	-	-	14,016
(Outflows)	(11,400)	(9,929)	-	-	-	-	(21,329)
30/06/2023							
Derivatives:							
Inflows	6,543	1,255	-	-	-	-	7,798
(Outflows)	(6,435)	(1,256)	-	-	-	-	(7,691)

(e) Listed Securities on Loan

Certain listed securities may have been on loan as part of a securities lending program that the Schemes participated in, as recognised in the Statements of Financial Position. The total value of the listed securities on loan were fully collateralised and were held by the Schemes' custodian, Citibank. Listed securities of the Schemes may have been lent to approved borrowers, such as brokers and other financial institutions. The borrower lodged collateral against the securities lent either in the form of cash or approved securities. Refer to Cash & Cash Equivalents Note for further details on the collateral.

The risks of securities lending included that the risk that the borrower may not have provided additional collateral when required or may not have returned the securities when due. To mitigate the risks associated with securities lending, the Schemes were provided with borrower default indemnities by Citibank, acting as the Securities Lending Agent. The indemnity allowed for full replaced of securities lent in the case of a borrower default.

**NOTES TO THE FINANCIAL STATEMENTS
FOR THE REPORTING PERIOD ENDED 30 JUNE 2024**

11. DERIVATIVE FINANCIAL INSTRUMENTS

In the normal course of business the Funds may enter into transactions in various derivative financial instruments which have certain risks. A derivative is a financial instrument or other contract which is settled at a future date and whose value changes in response to the change in a specified interest rate, financial instrument price, commodity price, foreign exchange rate, index of prices or rates, credit rating or credit index or other variable.

Derivative financial instruments require no initial net investment or an initial net investment that is smaller than would be required for other types of contracts that would be expected to have a similar response to changes in market factors.

Derivative transactions include many different instruments such as forwards, futures and options. Derivatives are considered to be part of the investment process and the use of derivatives is an essential part of the Funds' portfolio management. Derivatives are not managed in isolation. Consequently, the use of derivatives is multifaceted and includes:

- hedging to protect an asset or liability against a fluctuation in market values, to reduce volatility or as a substitution for trading of physical securities and
- adjusting asset exposures within the parameters set in the investment strategy, and adjusting the duration of fixed interest portfolios or the weighted average maturity of cash portfolios.

While derivatives are used for trading purposes, they are not used to gear (leverage) a portfolio. Gearing a portfolio would occur if the level of exposure to the markets exceeds the underlying value of the Funds.

Derivative instruments used by the Funds may include the following:

- Futures

Futures are contractual obligations to buy or sell financial instruments on a future date at a specified price established in an organised market. The futures contracts are collateralised by cash or marketable securities. Changes in futures contracts' values are usually settled net daily with the exchange. Interest rate futures are contractual obligations to receive or pay a net amount based on changes in interest rates at a future date at a specified price, established in an organised market.

- Options

An option is a contractual agreement under which the seller (writer) grants the purchaser (holder) the right, but not the obligation, either to buy (a call option) or sell (a put option) at or buy a set date or during a set period, a specific amount of securities or a financial instrument at a predetermined price. The seller receives a premium from the purchaser in consideration for the assumption of future securities price. Options held by the Funds are exchange-traded. The Funds are exposed to credit risk on purchased options to the extent of their carrying amount, which is their fair value. Options are settled on a gross basis.

**NOTES TO THE FINANCIAL STATEMENTS
FOR THE REPORTING PERIOD ENDED 30 JUNE 2024**

11. DERIVATIVE FINANCIAL INSTRUMENTS (continued)

- Forward Currency Contracts

Forward currency contracts are primarily used by the Funds to hedge against foreign currency exchange rate risks on its non-Australian dollar denominated trading securities. The Funds agree to receive or deliver a fixed quantity of foreign currency for an agreed upon price on an agreed future date. Forward currency contracts are valued at the prevailing bid price at the reporting date. The Funds recognise a gain or loss equal to the change in fair value at the reporting date.

- Interest Rate Swaps

Interest rate swap contracts are agreements under which the parties exchange one stream of interest for another. They are used to hedge cash flows against unfavourable movements in interest rates. The contracts are for interest rates on notional principal amounts and can cover, for example, fixed interest rate to floating rate or fixed rate and floating rate to fixed rate. The party with the higher interest obligation pays the net amount to the other party. The amount received is considered an offset to the interest on investment or debt hedged. At reporting dates, the differences expected to be paid or received on the maturity of the contracts are marked-to-market with the unrealised gains and losses being recognised in investment revenue.

- Cross Currency Swaps

A cross currency swap is a foreign exchange agreement between two parties to exchange principal and interest payments on a loan in one currency for principal and interest payments on an equal (regarding net present value) loan in another currency. Unlike interest rate swaps, cross currency swaps involve the exchange of the principal amount. Interest payments are not netted (as they are in interest rate swaps) because they are denominated in different currencies. Cross currency swaps are valued at fair value which is based on the estimated amount the Funds would pay or receive to terminate the currency derivatives at the balance sheet date, taking into account current interest rates, foreign exchange rates, volatility and the current creditworthiness of the counterparties.

- Credit Default Swaps

A credit default swap is a swap contract in which the buyer makes a series of payments to the seller and, in exchange, receives a payoff if a particular credit event occurs. The credit event can be a credit instrument, typically a bond or loan, that goes into default or a company undergoing restructuring, bankruptcy or having its credit rating downgraded. Credit derivatives are valued at fair value which is based on the estimated amount the Funds would pay or receive to terminate these derivatives at the balance sheet date, taking into account current interest rates, volatility and credit risk.

- Warrants

Warrants are an option to purchase additional securities from the issuer at a specified price during a specified period. Warrants are valued at the prevailing market price at the end of each reporting period. The Funds recognise a gain or loss equal to the change in fair value at the end of each reporting period.

COLONIAL FIRST STATE - FIRSTCHOICE WHOLESALE INVESTMENT FUNDS

NOTES TO THE FINANCIAL STATEMENTS FOR THE REPORTING PERIOD ENDED 30 JUNE 2024

11. DERIVATIVE FINANCIAL INSTRUMENTS (continued)

Derivative financial instruments of the Funds at the end of the reporting period end are detailed below:

CFS Wholesale Geared Index Australian Share						
	Contract/ Notional	Fair Values Assets	Liabilities	Contract/ Notional	Fair Values Assets	Liabilities
		30/06/2024			30/06/2023	
	\$'000	\$'000	\$'000	\$'000	\$'000	\$'000
- Share price index futures	-	3	-	1,432	10	-
	-	3	-	1,432	10	-

Daintree Wholesale Core Income						
	Contract/ Notional	Fair Values		Contract/ Notional	Fair Values	
		Assets	Liabilities		Assets	Liabilities
	30/06/2024			30/06/2023		
	\$'000	\$'000	\$'000	\$'000	\$'000	\$'000
- Share price index futures	50,000	11	(22)	-	-	-
- Interest rate futures	(22,053)	112	(21)	-	-	-
- Exchange traded options	173	36	(12)	(131)	-	(131)
- Forward Currency Contracts	2,155	1	(2)	-	-	-
	30,275	160	(57)	(131)	-	(131)

Martin Currie Wholesale Australia Equity Income						
	Contract/ Notional	Fair Values Assets	Liabilities	Contract/ Notional	Fair Values Assets	Liabilities
		30/06/2024			30/06/2023	
	\$'000	\$'000	\$'000	\$'000	\$'000	\$'000
- Exchange traded options	-	-	-	(1,933)	1,337	(3,270)
	-	-	-	(1,933)	1,337	(3,270)

COLONIAL FIRST STATE - FIRSTCHOICE WHOLESALE INVESTMENT FUNDS

NOTES TO THE FINANCIAL STATEMENTS FOR THE REPORTING PERIOD ENDED 30 JUNE 2024

11. DERIVATIVE FINANCIAL INSTRUMENTS (continued)

Derivative financial instruments of the Funds at the end of the reporting period end are detailed below:

Merlon Wholesale Australian Share Income						
	Contract/ Notional	Fair Values		Contract/ Notional	Fair Values	
		Assets	Liabilities		Assets	Liabilities
		30/06/2024			30/06/2023	
	\$'000	\$'000	\$'000	\$'000	\$'000	\$'000
- Share price index futures	-	3	-	-	-	-
- Exchange traded options	-	97	(1,105)	(986)	275	(1,261)
	-	100	(1,105)	(986)	275	(1,261)

State Street Wholesale Australian Equity						
	Contract/ Notional	Fair Values Assets	Liabilities	Contract/ Notional	Fair Values Assets	Liabilities
		30/06/2024			30/06/2023	
	\$'000	\$'000	\$'000	\$'000	\$'000	\$'000
- Share price index futures	-	5	-	1,074	8	-
	-	5	-	1,074	8	-

Acadian Wholesale Australian Equity						
	Contract/ Notional	Fair Values		Contract/ Notional	Fair Values	
		Assets	Liabilities		Assets	Liabilities
		30/06/2024			30/06/2023	
	\$'000	\$'000	\$'000	\$'000	\$'000	\$'000
- Share price index futures	-	4	-	1,074	5	-
	-	4	-	1,074	5	-

COLONIAL FIRST STATE - FIRSTCHOICE WHOLESALE INVESTMENT FUNDS

NOTES TO THE FINANCIAL STATEMENTS FOR THE REPORTING PERIOD ENDED 30 JUNE 2024

11. DERIVATIVE FINANCIAL INSTRUMENTS (continued)

Derivative financial instruments of the Funds at the end of the reporting period end are detailed below:

Alphinity Wholesale Sustainable Share						
	Contract/ Notional	Fair Values Assets	Liabilities	Contract/ Notional	Fair Values Assets	Liabilities
		30/06/2024			30/06/2023	
	\$'000	\$'000	\$'000	\$'000	\$'000	\$'000
- Share price index futures	-	11	-	2,327	17	-
	-	11	-	2,327	17	-

DNR Capital Wholesale Australian Equity Income						
	Contract/ Notional	Fair Values Assets	Liabilities	Contract/ Notional	Fair Values Assets	Liabilities
		30/06/2024			30/06/2023	
	\$'000	\$'000	\$'000	\$'000	\$'000	\$'000
- Exchange traded options	-	-	-	(55)	-	(55)
	-	-	-	(55)	-	(55)

Investors Mutual Wholesale Australian Share						
	Contract/ Notional	Fair Values Assets	Liabilities	Contract/ Notional	Fair Values Assets	Liabilities
		30/06/2024			30/06/2023	
	\$'000	\$'000	\$'000	\$'000	\$'000	\$'000
- Share price index futures	(2)	-	(128)	(22,378)	-	(175)
- Exchange traded options	-	-	-	(234)	-	(234)
	(2)	-	(128)	(22,612)	-	(409)

Pendal Wholesale Australian Share						
	Contract/ Notional	Fair Values Assets	Liabilities	Contract/ Notional	Fair Values Assets	Liabilities
		30/06/2024			30/06/2023	
	\$'000	\$'000	\$'000	\$'000	\$'000	\$'000
- Share price index futures	-	2	-	2,506	21	-
	-	2	-	2,506	21	-

COLONIAL FIRST STATE - FIRSTCHOICE WHOLESALE INVESTMENT FUNDS

NOTES TO THE FINANCIAL STATEMENTS FOR THE REPORTING PERIOD ENDED 30 JUNE 2024

11. DERIVATIVE FINANCIAL INSTRUMENTS (continued)

Derivative financial instruments of the Funds at the end of the reporting period end are detailed below:

Pendal Wholesale Sustainable Australian Share						
	Contract/ Notional	Fair Values Assets	Liabilities	Contract/ Notional	Fair Values Assets	Liabilities
		30/06/2024			30/06/2023	
	\$'000	\$'000	\$'000	\$'000	\$'000	\$'000
- Share price index futures	-	11	-	2,506	10	-
	-	11	-	2,506	10	-

Perennial Value Wholesale Australian Share						
	Contract/ Notional	Fair Values Assets	Liabilities	Contract/ Notional	Fair Values Assets	Liabilities
		30/06/2024			30/06/2023	
	\$'000	\$'000	\$'000	\$'000	\$'000	\$'000
- Share price index futures	1	18	-	9,488	38	-
- Exchange traded options	-	-	-	65	65	-
	1	18	-	9,553	103	-

Perpetual Wholesale Australian Share						
	Contract/ Notional	Fair Values		Contract/ Notional	Fair Values	
		Assets	Liabilities		Assets	Liabilities
		30/06/2024			30/06/2023	
	\$'000	\$'000	\$'000	\$'000	\$'000	\$'000
- Forward Currency Contracts	17,816	177	-	25,393	-	(489)
- Others	53	-	-	15	-	-
	17,869	177	-	25,408	-	(489)

COLONIAL FIRST STATE - FIRSTCHOICE WHOLESALE INVESTMENT FUNDS

NOTES TO THE FINANCIAL STATEMENTS FOR THE REPORTING PERIOD ENDED 30 JUNE 2024

11. DERIVATIVE FINANCIAL INSTRUMENTS (continued)

Derivative financial instruments of the Funds at the end of the reporting period end are detailed below:

Perpetual Wholesale Industrial Share						
	Contract/ Notional	Fair Values		Contract/ Notional	Fair Values	
		Assets	Liabilities		Assets	Liabilities
		30/06/2024			30/06/2023	
	\$'000	\$'000	\$'000	\$'000	\$'000	\$'000
- Forward Currency Contracts	8,071	40	(2)	28,094	-	(560)
- Others	123	-	-	-	-	-
	8,194	40	(2)	28,094	-	(560)

Schroder Wholesale Australian Equity						
	Contract/ Notional	Fair Values Assets	Liabilities	Contract/ Notional	Fair Values Assets	Liabilities
		30/06/2024			30/06/2023	
	\$'000	\$'000	\$'000	\$'000	\$'000	\$'000
- Share price index futures	6	68	-	6,445	53	-
	6	68	-	6,445	53	-

Solaris Wholesale Core Australian Equity						
	Contract/ Notional	Fair Values Assets	Liabilities	Contract/ Notional	Fair Values Assets	Liabilities
		30/06/2024			30/06/2023	
	\$'000	\$'000	\$'000	\$'000	\$'000	\$'000
- Share price index futures	-	23	-	3,222	7	-
	-	23	-	3,222	7	-

COLONIAL FIRST STATE - FIRSTCHOICE WHOLESALE INVESTMENT FUNDS

NOTES TO THE FINANCIAL STATEMENTS FOR THE REPORTING PERIOD ENDED 30 JUNE 2024

11. DERIVATIVE FINANCIAL INSTRUMENTS (continued)

Derivative financial instruments of the Funds at the end of the reporting period end are detailed below:

First Sentier Wholesale Australian Small Companies						
	Contract/ Notional	Fair Values		Contract/ Notional	Fair Values	
		Assets	Liabilities		Assets	Liabilities
		30/06/2024			30/06/2023	
	\$'000	\$'000	\$'000	\$'000	\$'000	\$'000
- Share price index futures	2	2	-	10,204	109	-
	2	2	-	10,204	109	-

Acadian Wholesale Australian Equity Long Short						
	Contract/ Notional	Fair Values Assets	Liabilities	Contract/ Notional	Fair Values Assets	Liabilities
		30/06/2024			30/06/2023	
	\$'000	\$'000	\$'000	\$'000	\$'000	\$'000
- Share price index futures	-	11	-	1,611	-	(6)
- Exchange traded options	(6)	-	-	-	-	-
	(6)	11	-	1,611	-	(6)

Ironbark Wholesale Property Securities						
	Contract/ Notional	Fair Values		Contract/ Notional	Fair Values	
		Assets	Liabilities		Assets	Liabilities
		30/06/2024			30/06/2023	
	\$'000	\$'000	\$'000	\$'000	\$'000	\$'000
- Forward Currency Contracts	13,639	116	(9)	7,797	108	-
- Others	6,088	1	-	1,303	-	-
	19,727	117	(9)	9,100	108	-

NOTES TO THE FINANCIAL STATEMENTS
FOR THE REPORTING PERIOD ENDED 30 JUNE 2024

11. DERIVATIVE FINANCIAL INSTRUMENTS (continued)

Derivative financial instruments of the Funds at the end of the reporting period end are detailed below:

Martin Currie Wholesale Real Income						
	Contract/ Notional	Fair Values		Contract/ Notional	Fair Values	
		Assets	Liabilities		Assets	Liabilities
		30/06/2024			30/06/2023	
	\$'000	\$'000	\$'000	\$'000	\$'000	\$'000
- Others	28	-	-	25	-	-
	28	-	-	25	-	-

NOTES TO THE FINANCIAL STATEMENTS
FOR THE REPORTING PERIOD ENDED 30 JUNE 2024

12. OFFSETTING FINANCIAL ASSETS AND FINANCIAL LIABILITIES

Certain funds will present the fair value of their derivative assets and liabilities on a gross basis. Certain derivative financial instruments are subject to enforceable master netting arrangements, such as an International Swaps and Derivatives Association (ISDA) master netting agreement. In certain circumstances, for example, when a credit event such as a default occurs, all outstanding transactions under the ISDA agreement are terminated, the termination value is assessed and only a single net amount may be payable in settlement of all transactions.

The gross and net positions of financial assets and liabilities that have been offset in the balance sheet for the Funds are disclosed below:

Legends for the table below:

- a - Gross amounts of financial assets/(liabilities)
- b - Gross amounts set off in the statement of financial position
- c - Net amounts of financial assets/(Liabilities) presented in the statement of financial position
- d - Amounts subject to Master netting arrangements which are not currently enforceable
- e - Financial Instrument collateral
- f - Cash Collateral
- g - Net Amount

Merlon Wholesale Australian Share Income						
	Effects of offsetting on the Balance Sheet			Related amounts not offset on the Balance Sheet		
	a \$'000	b \$'000	c \$'000	d \$'000	e \$'000	f \$'000
30/06/2024						
Derivatives:						
- Assets	100	-	100	(97)	-	410
- Liabilities	(1,105)	-	(1,105)	97	-	-
30/06/2023						
Derivatives:						
- Assets	275	-	275	(275)	-	-
- Liabilities	(1,261)	-	(1,261)	275	-	(330)

Agreements with derivative counterparties are based on the ISDA Master Agreement. Under the terms of these arrangements, only where certain credit events occur (such as default), the net position owing/ receivable to a single counterparty in the same currency will be taken as owing and all the relevant arrangements terminated. As the Funds do not presently have a legally enforceable right of set-off, these amounts have not been offset in the balance sheet, but have been presented separately in the above table.

**NOTES TO THE FINANCIAL STATEMENTS
FOR THE REPORTING PERIOD ENDED 30 JUNE 2024**

13. STRUCTURED ENTITIES

Certain funds have exposures to unconsolidated structured entities through trading activities. These funds typically have no other involvement with the structured entities other than the securities they hold as part of trading activities and their maximum exposure to loss is restricted to the carrying value of the asset.

Exposure to trading assets are managed in accordance with financial risk management practices as set out in "Financial Risk Management" note, which includes an indication of changes in risk measures compared to prior year.

Refer to the "Related Parties Disclosures" note for the Funds' exposure to investee funds at fair value.

14. CONTINGENT LIABILITIES AND COMMITMENTS

The Funds did not have any contingent liabilities or commitments at the end of the current and previous reporting periods.

15. EVENTS AFTER BALANCE SHEET

No significant events have occurred since balance sheet date which would impact on the financial positions of the Funds disclosed in the Balance Sheets as at 30 June 2024 or on the results and cash flows of the Funds for the reporting period ended on that date.

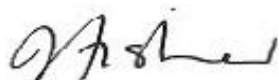
COLONIAL FIRST STATE - FIRSTCHOICE WHOLESALE INVESTMENT FUNDS

**DIRECTORS' DECLARATION
FOR THE REPORTING PERIOD ENDED 30 JUNE 2024**

In the opinion of the Directors of Colonial First State Investments Limited:

- a) the financial statements and notes to the financial statements of the Funds in this Financial Report are in accordance with the Corporations Act 2001, including:
 - i) complying with Australian Accounting Standards, the Corporations Regulations 2001 and other mandatory professional reporting requirements; and
 - ii) giving a true and fair view of the Funds' financial positions as at 30 June 2024 and of their performances for the reporting period ended on that date,
- b) there are reasonable grounds to believe that the Funds will be able to pay their debts as and when they become due and payable, and
- c) the financial statements comply with International Financial Reporting Standards and Interpretations issued by the International Accounting Standards Board as stated in Note 2(a)(i).

This declaration is made in accordance with a resolution of the directors.



JoAnna Fisher
Director
Sydney
17 September 2024



Independent Auditor's Report

To the unitholders of the following Funds:

- Colonial First State Diversified Fund 9
- Colonial First State Investment Fund 69
- Colonial First State - FirstChoice Wholesale Investments - Australian Share Fund 20
- Colonial First State Investment Fund 116
- Colonial First State Wholesale Enhanced Yield Fund
- Colonial First State Global Asset Management Equity Trust 2
- Colonial First State Specialist Fund 18
- Colonial First State Australian Shares Fund 5
- Colonial First State Australian Share Fund 23
- Colonial First State Australian Shares Fund 8
- Colonial First State Australian Shares Fund 34
- Colonial First State Investment Fund 180
- Colonial First State Australian Shares Fund 3
- Colonial First State Australian Shares Fund 6
- Colonial First State Investment Fund 13
- Colonial First State Investment Fund 136
- Colonial First State Australian Share Fund 12
- Colonial First State Australian Share Fund 24
- Colonial First State Wholesale Leaders Fund
- Colonial First State Wholesale Imputation Fund
- Colonial First State Australian Share Fund 14
- Colonial First State Australian Share Fund 13
- Colonial First State Australian Shares Fund 10
- Colonial First State Australian Share Fund 31
- Colonial First State Australian Share Fund 17
- Colonial First State Australian Shares Fund 11
- Colonial First State Australian Shares Fund 4
- Colonial First State - FirstChoice Wholesale Investments - Australian Share Fund 26
- Colonial First State Australian Shares Fund 9
- Colonial First State Australian Share Fund 15
- Colonial First State Wholesale Australian Share Fund - Core
- Colonial First State Australian Share Fund 16
- Colonial First State Small Companies Fund 8
- Colonial First State Small Companies Fund 7
- Colonial First State Investment Fund 112
- Colonial First State Wholesale Small Companies Fund - Core
- Colonial First State Small Companies Fund 12
- Colonial First State - FirstChoice Wholesale Investments - Small Companies Fund 10
- Colonial First State Specialist Fund 9
- Colonial First State Investment Fund 182
- Colonial First State Wholesale Property Securities Fund
- Colonial First State Property Fund 6
- Colonial First State Australian Infrastructure Fund 1
- Colonial First State Property Fund 2
- Colonial First State Investment Fund 190

KPMG, an Australian partnership and a member firm of the KPMG global organisation of independent member firms affiliated with KPMG International Limited, a private English company limited by guarantee. All rights reserved. The KPMG name and logo are trademarks used under license by the independent member firms of the KPMG global organisation. Liability limited by a scheme approved under Professional Standards Legislation.

- Colonial First State Investment Fund 191
- Colonial First State Property Securities Fund 8

For the purpose of this report, the term Fund and Funds denote the individual and distinct entity for which the financial information is prepared, and upon which our audit is performed. Each is to be read as a singular subject matter.

Opinion

We have audited the **Financial Report** of the Funds.

In our opinion, the accompanying **Financial Report** of the Funds gives a true and fair view, including of the Funds financial position as at 30 June 2024 and of their financial performance for the year then ended, in accordance with the *Corporations Act 2001*, in compliance with *Australian Accounting Standards* and the *Corporations Regulations 2001*.

The **Financial Report** comprises:

- Balance Sheet as at 30 June 2024;
- Statement of Comprehensive Income, Statement of Changes in Equity, and Cash Flow Statement for the year then ended;
- Notes to the Financial Statements, including material accounting policies; and
- Directors' Declaration.

Basis for Opinion

We conducted our audit in accordance with *Australian Auditing Standards*. We believe that the audit evidence we have obtained is sufficient and appropriate to provide a basis for our opinion.

Our responsibilities under those standards are further described in the *Auditor's responsibilities for the audit of the Financial Report* section of our report.

We are independent of the Funds in accordance with the *Corporations Act 2001* and the ethical requirements of the *Accounting Professional and Ethical Standards Board's APES 110 Code of Ethics for Professional Accountants (including Independence Standards)* (the Code) that are relevant to our audit of the Financial Report in Australia. We have fulfilled our other ethical responsibilities in accordance with these requirements.

Other Information

Other Information is financial and non-financial information in Funds annual report which is provided in addition to the Financial Report and the Auditor's Report. The Directors of Colonial First State Investments Limited (the Responsible Entity) are responsible for the Other Information.

The Other Information we obtained prior to the date of this Auditor's Report was the Directors' Report.

Our opinion on the Financial Report does not cover the Other Information and, accordingly, we do not express any form of assurance conclusion thereon.

In connection with our audit of the Financial Report, our responsibility is to read the Other Information. In doing so, we consider whether the Other Information is materially inconsistent with the Financial Report, or our knowledge obtained in the audit, or otherwise appears to be materially misstated.

We are required to report if we conclude that there is a material misstatement of this Other Information, and based on the work we have performed on the Other Information that we obtained prior to the date of this Auditor's Report we have nothing to report.

Responsibilities of the Directors for the Financial Report

The Directors of the Responsible Entity are responsible for:

- preparing the Financial Report in accordance with the *Corporations Act 2001*, including giving a true and fair view of the financial position and performance of the Funds, and in compliance with *Australian Accounting Standards* and the *Corporations Regulations 2001*;
- implementing necessary internal control to enable the preparation of a Financial Report in accordance with the *Corporations Act 2001*, including giving a true and fair view of the financial position and performance of the Funds, and that is free from material misstatement, whether due to fraud or error; and
- assessing the Funds ability to continue as a going concern and whether the use of the going concern basis of accounting is appropriate. This includes disclosing, as applicable, matters related to going concern and using the going concern basis of accounting unless they either intend to liquidate the Funds or to cease operations, or have no realistic alternative but to do so.

Auditor's responsibilities for the audit of the Financial Report

Our objective is:

- to obtain reasonable assurance about whether the Financial Report as a whole is free from material misstatement, whether due to fraud or error; and
- to issue an Auditor's Report that includes our opinion.

Reasonable assurance is a high level of assurance, but is not a guarantee that an audit conducted in accordance with *Australian Auditing Standards* will always detect a material misstatement when it exists.

Misstatements can arise from fraud or error. They are considered material if, individually or in the aggregate, they could reasonably be expected to influence the economic decisions of users taken on the basis of the Financial Report.

A further description of our responsibilities for the audit of the Financial Report is located at the *Auditing and Assurance Standards Board* website at: http://www.auasb.gov.au/auditors_responsibilities/ar4.pdf
This description forms part of our Auditor's Report.



KPMG



Rachel Gatt
Partner
Sydney
17 September 2024

Enquiries

Investor Services: **13 13 36**

Website: **www.cfs.com.au**

Email: **contactus@cfs.com.au**

The Colonial First State FirstChoice Wholesale Investments Product Disclosure Statement (PDS) was issued on 18 November 2023. The Supplementary Product Disclosure Statements dated 16 March 2024 and 15 June 2024 supplement the Colonial First State FirstChoice Wholesale Investments PDS.