

# CFS Index Global Listed Infrastructure



## Securities - Class A

Investment Option Profile - December 2024

	3 month (%)	6 month (%)	1 year (%) pa	3 years (%) pa	5 years (%) pa	10 years (%) pa	Since inception	Inception date	Fund size
Mezzanine	-2.29	10.45	12.47				8.07	May 2023	\$7.76m
Distribution Return	0.97	1.09	2.99				3.25		
Growth Return	-3.26	9.36	9.48				4.81		
Benchmark^	-2.39	10.44	12.31				8.06		

^ FTSE Developed Core Infrastructure 50/50 Net Index Hedged AUD (100%)

Past performance is not an indicator of future performance for this option or any other option available from Colonial First State.

Returns are calculated on a cumulative year-on-year basis which are then annualised. For funds that have been in existence for less than one year, the since inception performance is actual performance since inception and not annualised. Calculations are based on exit price to exit price with distributions reinvested, after ongoing fees and expenses but excluding individual tax, member fees and entry fees (if applicable). Please refer to the PDS for full details of the applicable fees, costs, and benchmarks.

### Investment objective

To closely track the FTSE Developed Core Infrastructure Index, hedged to Australian dollars with the aim of generating returns (before taxes and fees and assuming income is reinvested) comparable to listed global infrastructure markets as measured by that benchmark over rolling one year periods.

### Investment strategy

Detailed risk analysis is used to design a portfolio of shares which provides the greatest likelihood of matching the performance of the FTSE Developed Core Infrastructure Index, hedged to Australian dollars. This option aims to hedge currency risk.

### Investment category

Global property and infrastructure securities

### Minimum suggested timeframe

At least 7 years

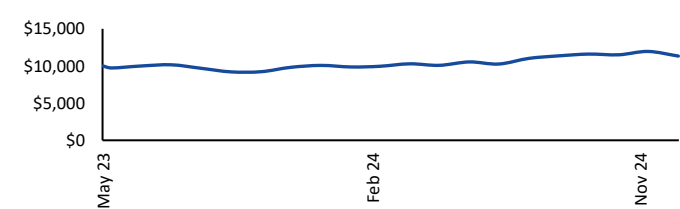
### Portfolio holdings disclosure

The money in your investment option is invested across a range of assets. To see a full list of holdings for this option, please visit [cfs.com.au/PHD](https://cfs.com.au/PHD)

### Investment ranges

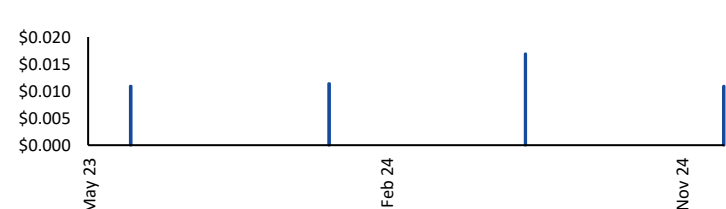
Asset class	Range	Benchmark
Cash	0% - 5%	0%
Global infrastructure securities	95% - 100%	100%

### Performance chart (\$10,000 invested since inception)




CFS Index Global Listed Infrastructure Securities - Class A returns are calculated using exit price to exit price with distributions reinvested, net of management and transaction costs.

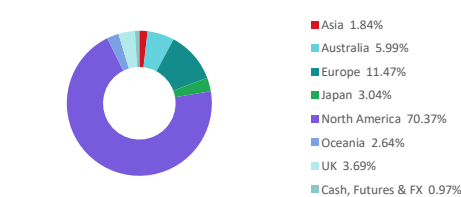
### Distributions (dollars per unit)



### Asset allocation



### Regional allocation



### Disclaimer

Colonial First State Investments Limited ABN 98 002 348 352, AFSL 232468 (CFSIL) is the responsible entity and issuer of Wholesale Mezzanine Investments. The investment information in this option profile is historical, produced as at the date specified above.

We may change asset allocation and securities within the option at any time. Past performance is not an indicator of future performance for this option or any other option available from CFSIL.

This document may include general advice but does not take into account your individual objectives, financial situation, needs or tax circumstances. The Target Market Determinations (TMD) for our financial products can be found at [www.cfs.com.au/tmd](https://www.cfs.com.au/tmd), which include a description of who a financial product might suit. You should read the relevant Product Disclosure Statement (PDS) and Financial Services Guide (FSG) carefully, assess whether the information is appropriate for you, and consider talking to a financial adviser before making an investment decision. You can get the PDS and FSG at [www.cfs.com.au](https://www.cfs.com.au) or by calling us on 13 13 36.

# CFS Index Global Listed Infrastructure Securities - Class A



Investment Option Profile - December 2024

## Top 10 holdings as at 30 November 2024

NextEra Energy Inc	4.67%
Aena SME SA	4.62%
Transurban Group	4.38%
Union Pacific Corp	3.79%
Southern Co/The	3.48%
Duke Energy Corp	3.22%
American Tower Corp	3.00%
Enbridge Inc	2.82%
National Grid PLC	2.20%
Williams Cos Inc/The	2.19%

## Disclaimer

Colonial First State Investments Limited ABN 98 002 348 352, AFSL 232468 (CFSIL) is the responsible entity and issuer of Wholesale Mezzanine Investments. The investment information in this option profile is historical, produced as at the date specified above.

We may change asset allocation and securities within the option at any time. Past performance is not an indicator of future performance for this option or any other option available from CFSIL.

This document may include general advice but does not take into account your individual objectives, financial situation, needs or tax circumstances. The Target Market Determinations (TMD) for our financial products can be found at [www.cfs.com.au/tmd](http://www.cfs.com.au/tmd), which include a description of who a financial product might suit. You should read the relevant Product Disclosure Statement (PDS) and Financial Services Guide (FSG) carefully, assess whether the information is appropriate for you, and consider talking to a financial adviser before making an investment decision. You can get the PDS and FSG at [www.cfs.com.au](http://www.cfs.com.au) or by calling us on 13 13 36.